



US00D904180S

(12) **United States Design Patent** (10) **Patent No.:** **US D904,180 S**
Couch (45) **Date of Patent:** **** Dec. 8, 2020**

(54) **DECORATIVE CORNER**
(71) Applicant: **Steve Couch**, Chattanooga, TN (US)
(72) Inventor: **Steve Couch**, Chattanooga, TN (US)
(73) Assignee: **mantra style, llc**, Chattanooga, TN (US)
(**) Term: **15 Years**

D22,292 S * 3/1893 Jorgensen D6/306
D25,969 S * 8/1896 Turton D8/403
D25,970 S * 8/1896 Turton D8/403
D25,972 S * 8/1896 Turton D8/403
D33,995 S * 1/1901 Munzesheimer D8/403
D36,027 S * 8/1902 Keller D19/99
D401,767 S * 12/1998 Leung D6/306
D415,677 S * 10/1999 Cheung D8/403
D481,304 S * 10/2003 Drake D8/403
D526,889 S * 8/2006 DePaul D8/403

* cited by examiner

(21) Appl. No.: **29/665,128**
(22) Filed: **Oct. 1, 2018**
(51) **LOC (12) Cl.** **08-09**
(52) **U.S. Cl.**
USPC **D8/403**
(58) **Field of Classification Search**
USPC D21/824, 837, 838, 811, 814; D25/17,
D25/18, 56; D8/403; D6/306
CPC . E04H 15/20; E04H 15/324; E04H 2015/201;
E04H 2015/206; A45B 19/02
See application file for complete search history.

Primary Examiner — John Windmuller
(74) *Attorney, Agent, or Firm* — Stephen J. Stark; Miller & Martin PLLC

(57) **CLAIM**

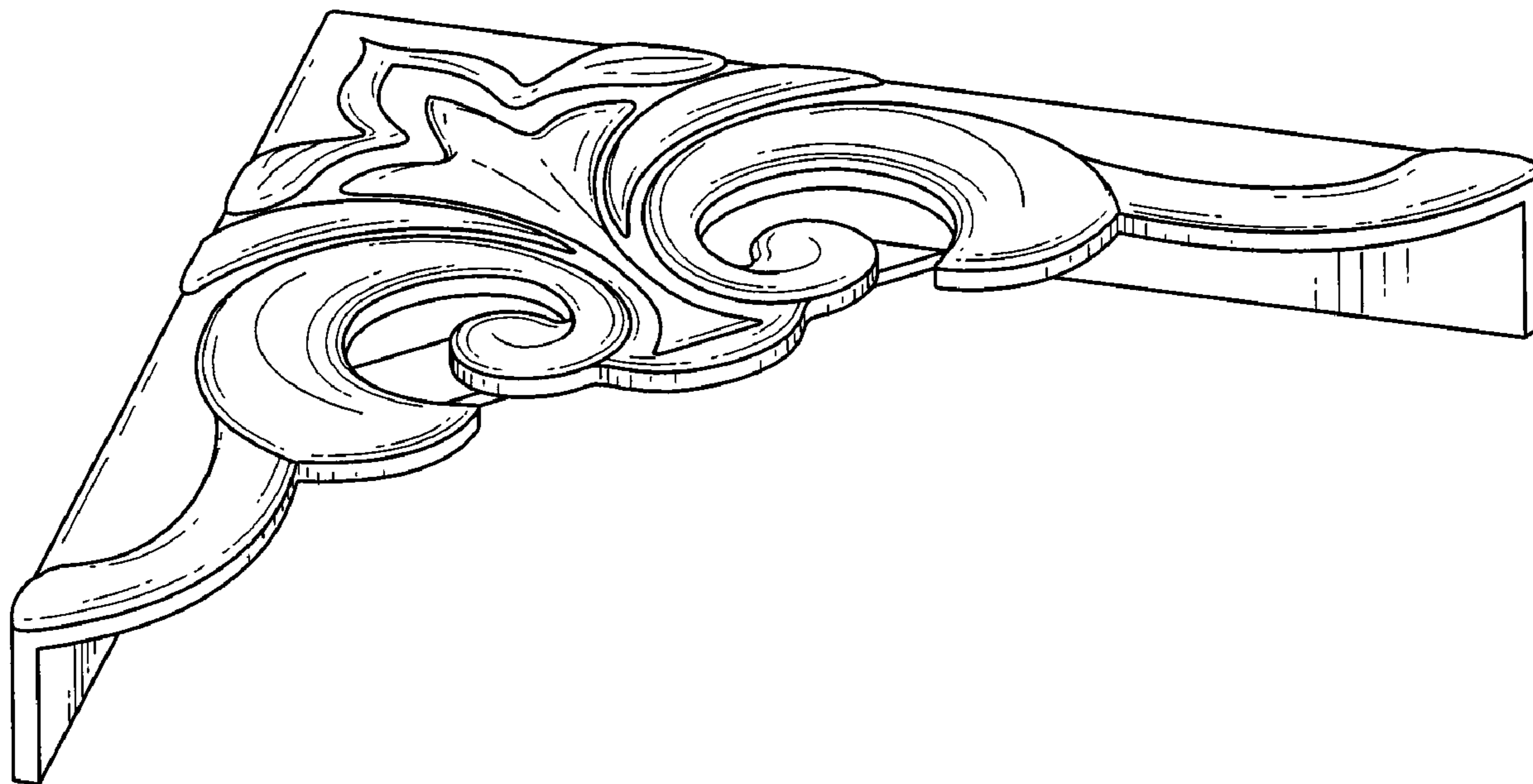
The ornamental design for a decorative corner, as shown and described.

DESCRIPTION

FIG. 1 is a perspective view thereof;
FIG. 2 is a top elevational view thereof;
FIG. 3 is a bottom elevational view thereof;
FIG. 4 is a left side elevational view thereof;
FIG. 5 is a right side elevational view thereof;
FIG. 6 is a rear elevational view thereof; and,
FIG. 7 is a front elevational view.

(56) **References Cited**
U.S. PATENT DOCUMENTS
D11,524 S * 11/1879 Taylor D8/400
D15,770 S * 2/1885 Maier D8/400

1 Claim, 5 Drawing Sheets



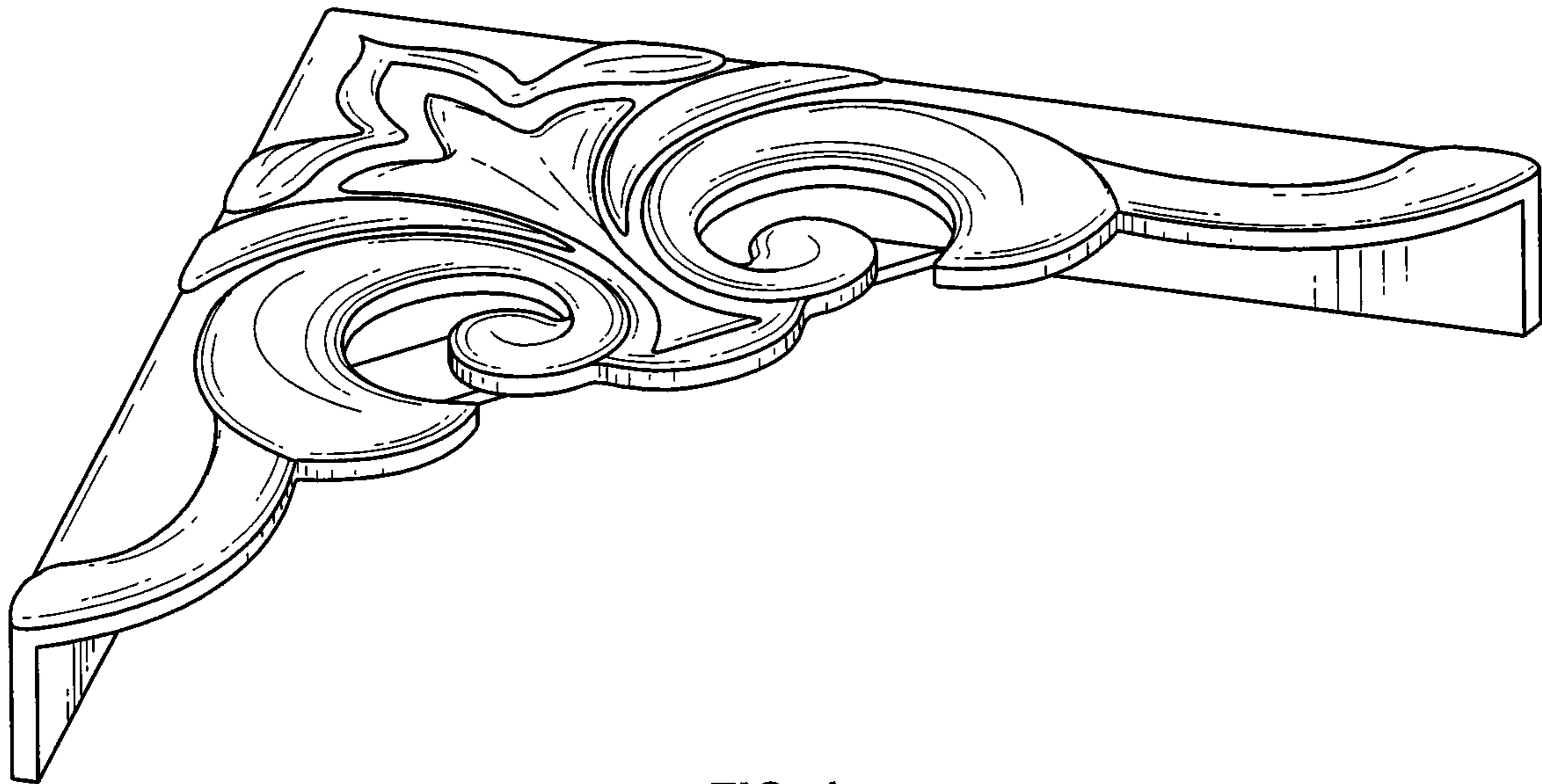


FIG. 1




FIG. 2

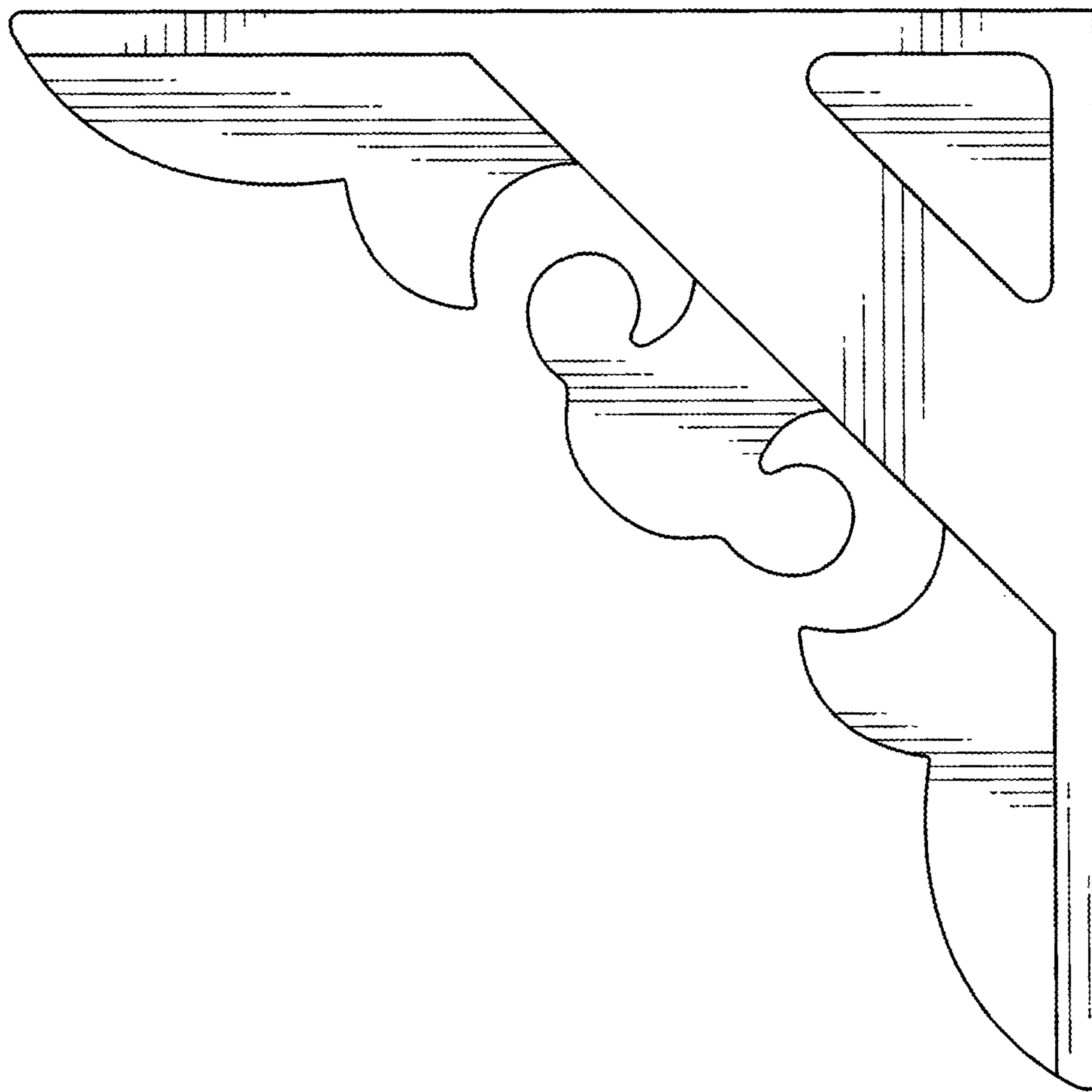


FIG. 3

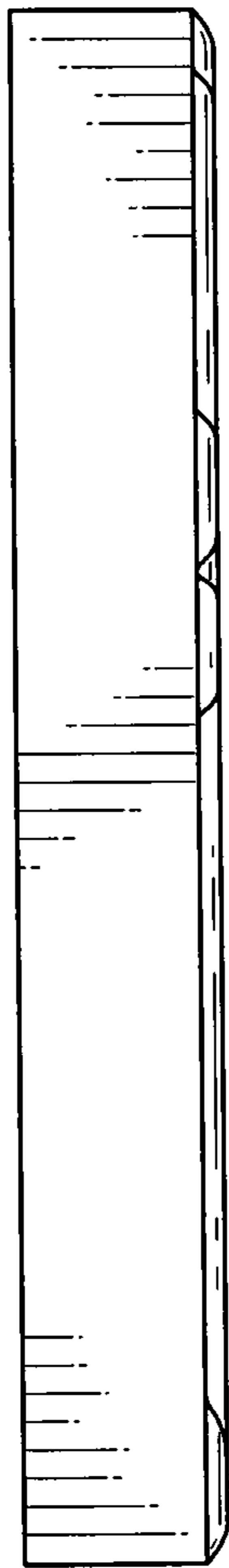


FIG. 4

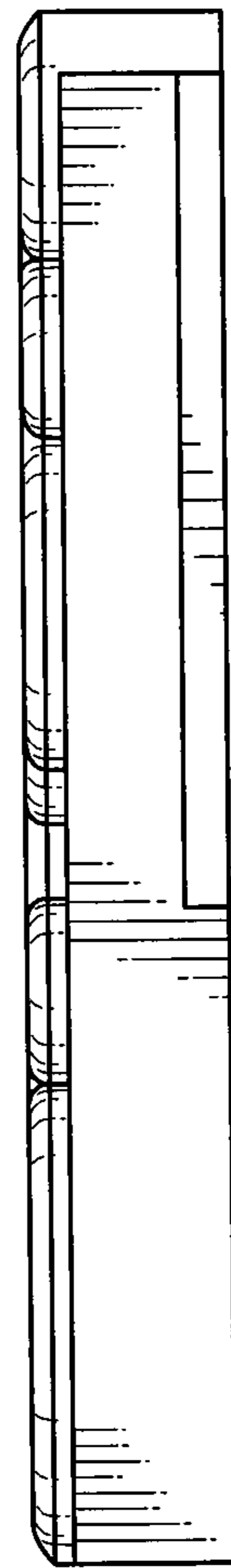


FIG. 5

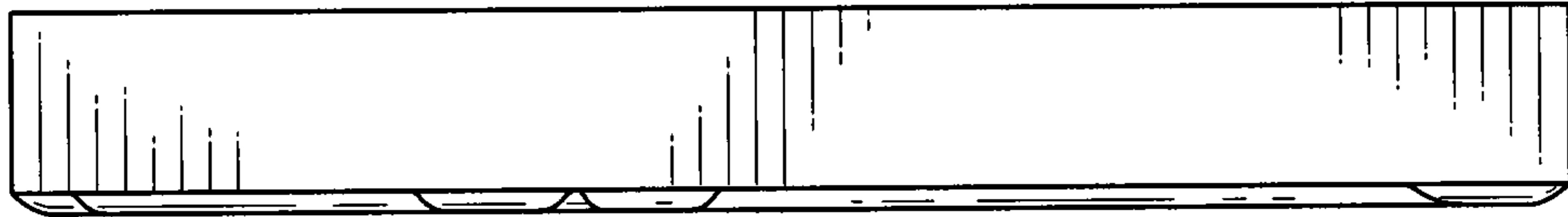


FIG. 6

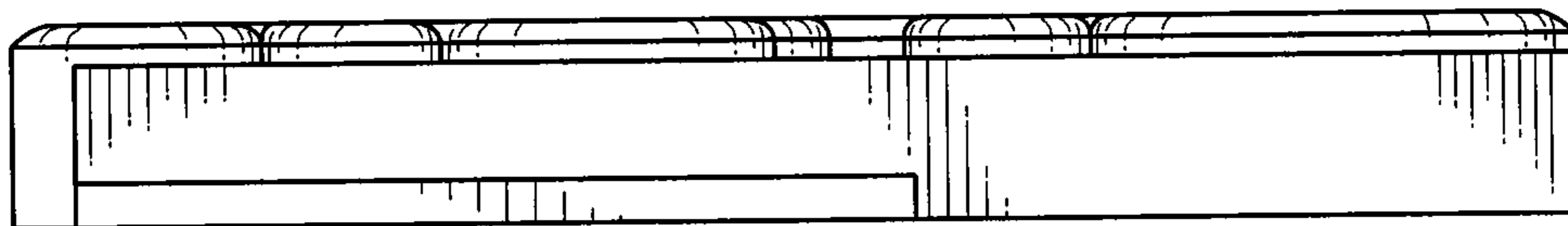


FIG. 7