



US00D904176S

(12) **United States Design Patent** (10) **Patent No.:** **US D904,176 S**
Peck et al. (45) **Date of Patent:** **** Dec. 8, 2020**

(54) **TRAY FASTENER** 5,419,020 A * 5/1995 Murai A44B 11/266
24/625

(71) Applicant: **Product Miniature, Inc.**, Pewaukee, WI (US) D361,506 S * 8/1995 Rumpel D8/395
5,507,076 A * 4/1996 Anscher A44B 11/266
24/616

(72) Inventors: **Christopher Peck**, Williams Bay, WI (US); **Craig Fluegge**, Menomonee Falls, WI (US); **Michael Ford**, Brookfield, WI (US) D444,699 S * 7/2001 Bentrim D8/382
6,560,830 B1 * 5/2003 Chi A44B 11/266
24/616

6,871,517 B2 * 3/2005 Bonelli A44B 11/266
24/166

8,443,570 B2 * 5/2013 Olariu E06B 7/28
52/204.69

(73) Assignee: **Product Miniature, Inc.**, Pewaukee, WI (US) D696,574 S * 12/2013 Caterinacci D8/382
D795,061 S * 8/2017 Bacallao D6/699.4
D809,909 S * 2/2018 Neoh D8/395
D873,122 S * 1/2020 Cho D8/382

(**) Term: **15 Years** 2004/0134044 A1 * 7/2004 Tsai A44B 11/266
24/299

(21) Appl. No.: **29/695,612**

(Continued)

(22) Filed: **Jun. 20, 2019**

(51) **LOC (12) Cl.** **08-08**

(52) **U.S. Cl.**
USPC **D8/382**

(58) **Field of Classification Search**
USPC D8/382, 349, 354, 395; D6/702, 704, D6/705, 705.4; D11/213, 215, 216
CPC A47F 3/14; A47F 3/147; A47F 5/00; A47F 5/0006; A47F 2005/0012; A47F 5/0018; A47F 5/0025; A47F 5/0823; A47F 11/10; A47F 11/06; A44B 11/266
See application file for complete search history.

Primary Examiner — Sandra Snapp
Assistant Examiner — Ieisha N Price
(74) *Attorney, Agent, or Firm* — Boyle Fredrickson, S.C.

(57) **CLAIM**

The ornamental design for a tray fastener, as shown and described.

DESCRIPTION

FIG. 1 is a top, front, right isometric view of a tray fastener incorporating our new design;
FIG. 2 is a right side elevation view thereof;
FIG. 3 is a left side elevation view thereof;
FIG. 4 is front end elevation view thereof;
FIG. 5 is a rear end elevation view thereof;
FIG. 6 is a top plan view thereof; and,
FIG. 7 is a bottom plan view thereof.
The broken lines in the drawings illustrate portions of the tray fastener and form no part of the claimed design. The dot-dash-dot broken lines in the drawing define the bounds of the claim and form no part thereof.

(56) **References Cited**

U.S. PATENT DOCUMENTS

4,094,483 A * 6/1978 Busch F16B 5/0685
248/222.12

D277,934 S * 3/1985 Beckrot D8/382

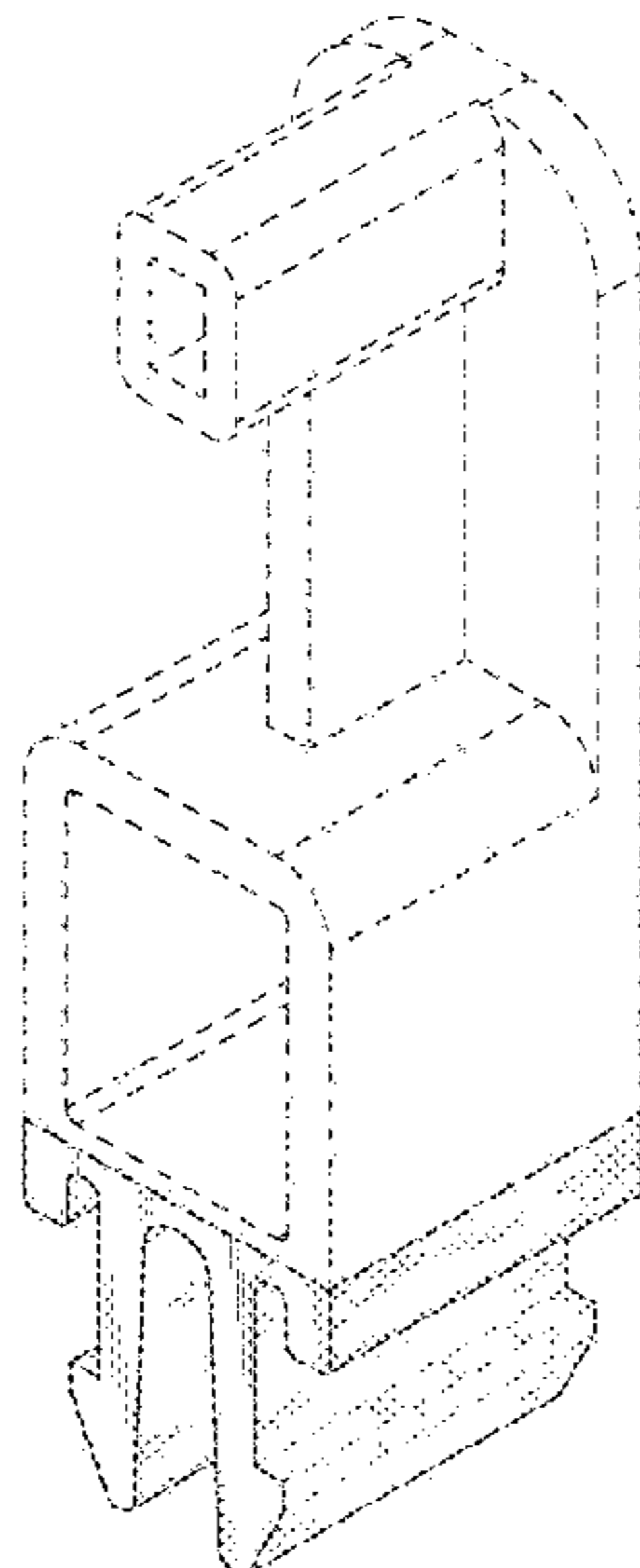
D308,472 S * 6/1990 Goetz D21/618

5,170,539 A * 12/1992 Lundstedt A44B 11/006
24/194

D335,371 S * 5/1993 Meade D32/60

5,311,649 A * 5/1994 Suh A44B 11/266
24/616

1 Claim, 6 Drawing Sheets



(56)

References Cited

U.S. PATENT DOCUMENTS

2006/0150376 A1* 7/2006 Chen A44B 11/266
24/615
2007/0062012 A1* 3/2007 Caison A44B 11/266
24/302
2008/0196222 A1* 8/2008 Park F16B 5/0614
24/530
2010/0000056 A1* 1/2010 Hsieh A44B 11/266
24/163 R
2019/0387902 A1* 12/2019 Peck F21V 21/35
2020/0046083 A1* 2/2020 Moyes A44B 11/26

* cited by examiner

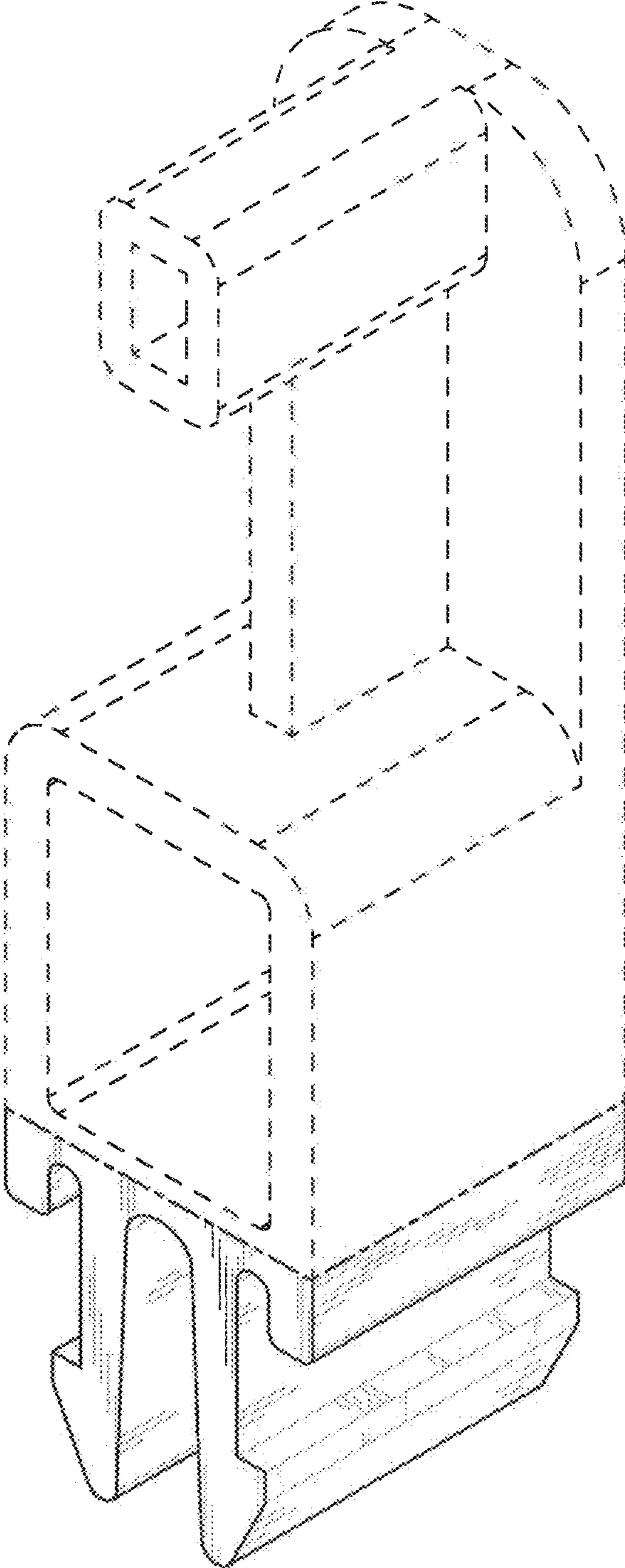


FIG. 1




FIG. 2




FIG. 3

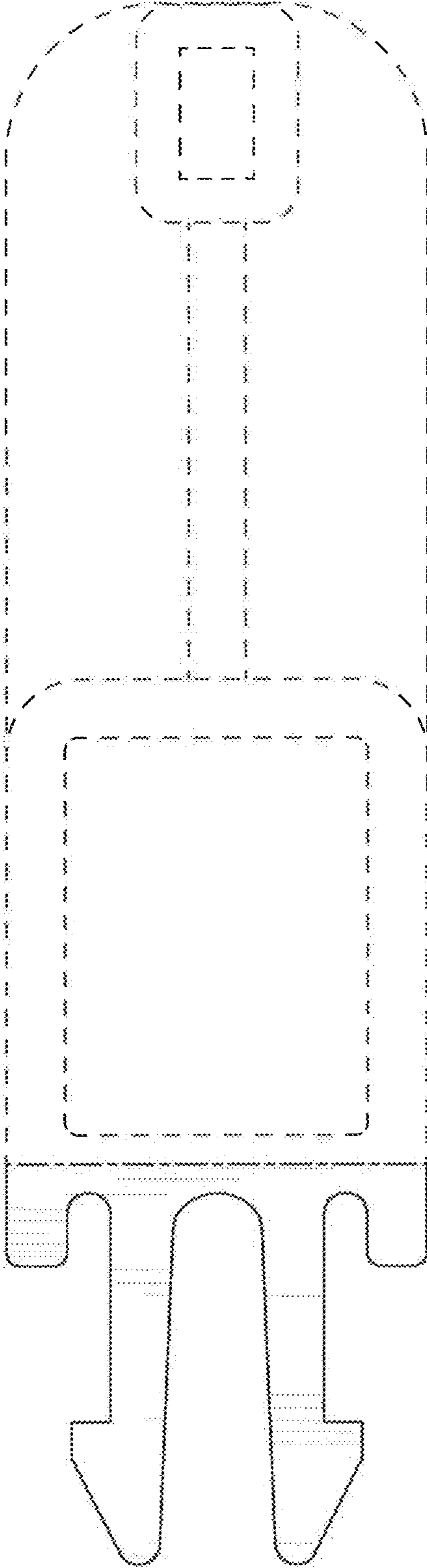


FIG. 4

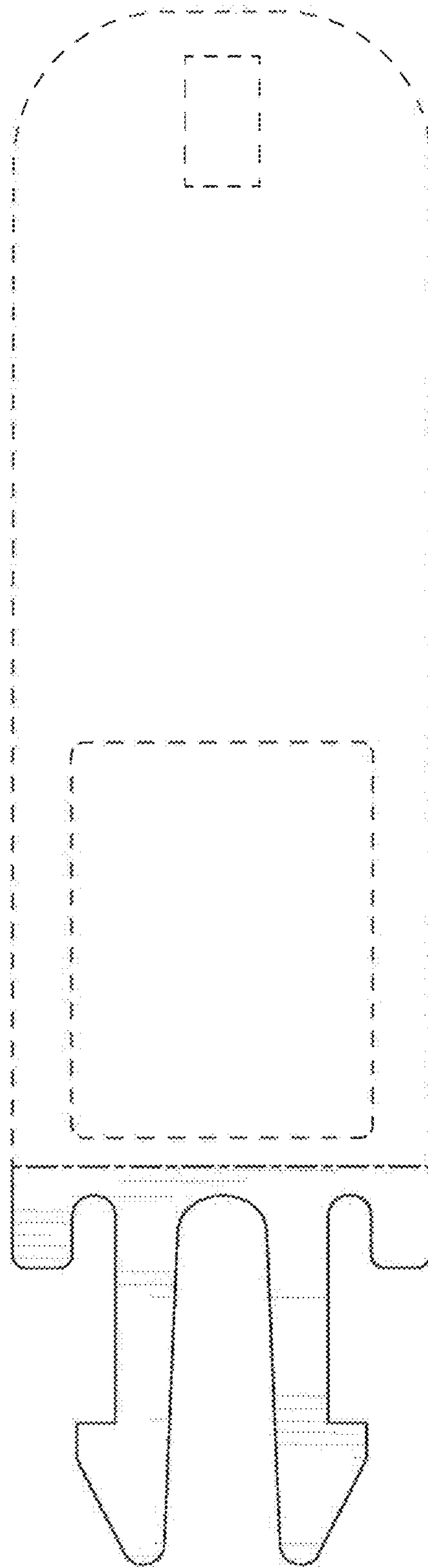


FIG. 5




FIG. 6

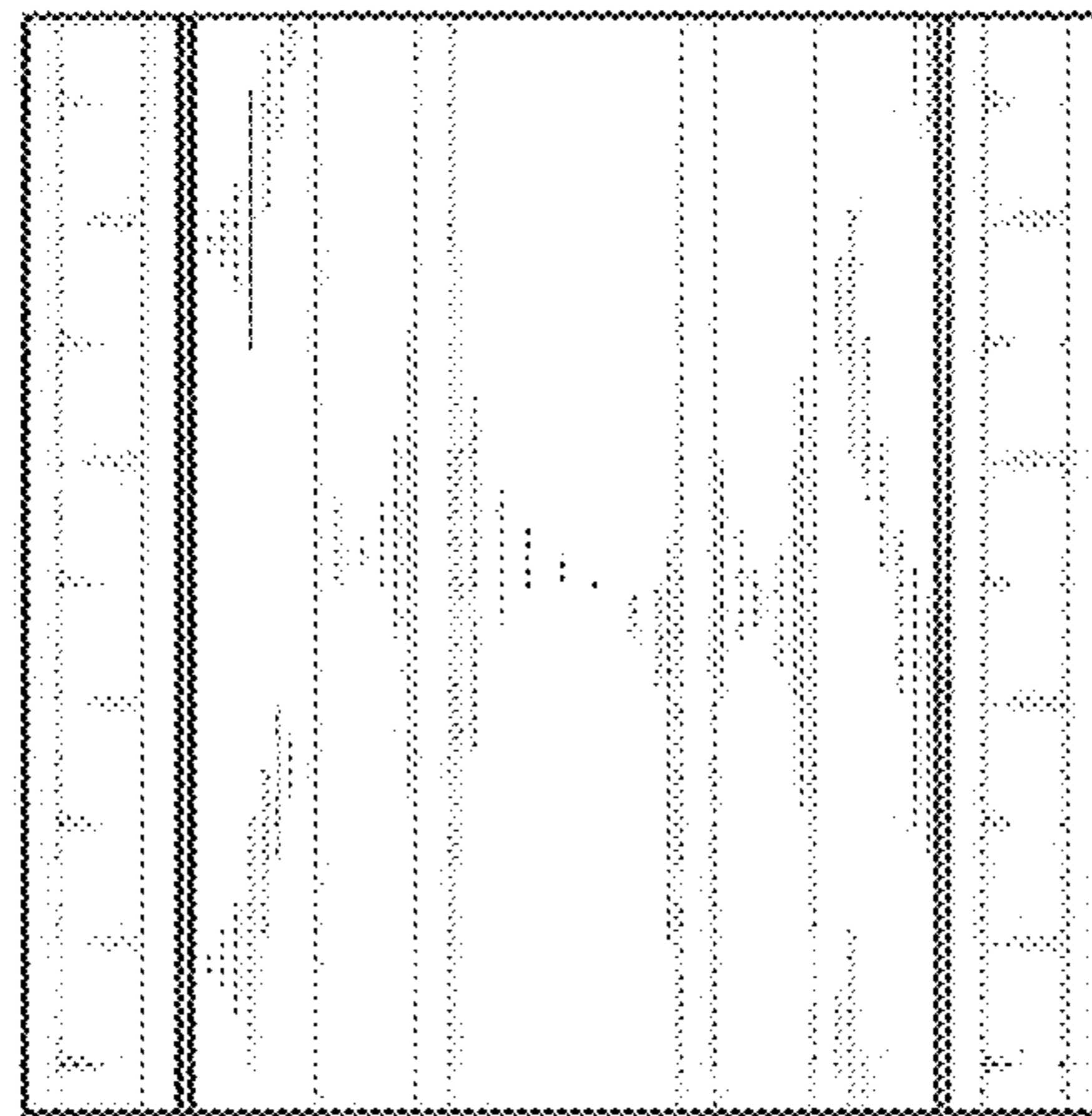


FIG. 7