



US00D904137S

(12) **United States Design Patent** (10) **Patent No.:** **US D904,137 S**  
**De La Coussaye** (45) **Date of Patent:** **\*\* Dec. 8, 2020**

(54) **VEGETABLE CUTTING DEVICE**

(56) **References Cited**

(71) Applicant: **TEFAL**, Rumilly (FR)

U.S. PATENT DOCUMENTS

(72) Inventor: **Philippe De La Coussaye**, Shanghai (CN)

D326,388 S	5/1992	Boerner
D354,886 S	1/1995	Diefenbach
5,692,424 A	12/1997	Wallace
5,711,491 A	1/1998	Molo
D393,576 S	4/1998	Wong
D498,650 S	11/2004	Boilen
D505,301 S	5/2005	Wong
D512,609 S	12/2005	Kaposi
7,066,071 B2	6/2006	Zeder
D535,160 S	1/2007	Ishii
D535,161 S	1/2007	So
D548,547 S	8/2007	Kaposi
D559,635 S	1/2008	Wong
D569,200 S	5/2008	Chalfant
D574,675 S	8/2008	Debayer
D576,844 S	9/2008	Sawhey
D577,266 S	9/2008	Sawhney
D578,359 S	10/2008	Sawhey
D578,836 S	10/2008	Hood
D579,737 S	11/2008	Sawhey
D580,234 S	11/2008	Hood
D581,220 S	11/2008	Boerner
D581,221 S	11/2008	Hull

(73) Assignee: **TEFAL**

(\*\*) Term: **15 Years**

(21) Appl. No.: **29/657,101**

(22) Filed: **Jul. 19, 2018**

**Related U.S. Application Data**

(62) Division of application No. 35/502,320, filed on Dec. 7, 2016 (U.S. filing date under 35 U.S.C. 384), and having an international filing date of Dec. 7, 2016, now Pat. No. Des. 838,145.

**Foreign Application Priority Data**

Jun. 7, 2016	(EM)	003176478-0001
Jun. 7, 2016	(EM)	003176478-0002
Jun. 7, 2016	(EM)	003176478-0003
Jun. 7, 2016	(EM)	003176478-0004
Jun. 7, 2016	(EM)	003176478-0005

(51) **LOC (12) Cl.** ..... **07-04**

(52) **U.S. Cl.**  
USPC ..... **D7/673**  
CPC ..... **A47J 43/00** (2013.01)

(58) **Field of Classification Search**  
USPC ..... D7/672-677, 354, 693-696, 678  
CPC ..... A47J 43/00; A47J 43/25; B26D 2210/02;  
B26D 1/143; B26D 3/283; B26D 3/26;  
B26D 3/185; B26D 2003/288; B26D  
2003/286

See application file for complete search history.

(Continued)

*Primary Examiner* — Richard E Chilcot  
(74) *Attorney, Agent, or Firm* — The Webb Law Firm


(57) **CLAIM**

The ornamental design for vegetable cutting device, as shown and described.

**DESCRIPTION**

FIG. 1 is an upper perspective view of a vegetable cutting device, showing my new design;  
FIG. 2 is a top view thereof;  
FIG. 3 is a bottom view thereof;  
FIG. 4 is a front elevation view thereof;  
FIG. 5 is a rear elevation view thereof;  
FIG. 6 is a right side elevation view thereof; and,  
FIG. 7 is a left side elevation view thereof.

**1 Claim, 7 Drawing Sheets**



(56)

References Cited

U.S. PATENT DOCUMENTS

D596,467 S 7/2009 de Buyer  
 7,621,207 B2 11/2009 Botsai  
 D608,162 S 1/2010 Mah  
 D610,414 S 2/2010 Boerner  
 7,694,615 B2 4/2010 DiPietro  
 D618,517 S 6/2010 Wong  
 D618,518 S 6/2010 De Buyer  
 D625,567 S 10/2010 Wong  
 D625,568 S 10/2010 Wong  
 D635,410 S 4/2011 Repac  
 D642,875 S 8/2011 Mah  
 7,992,476 B2 8/2011 Kaposi  
 D650,642 S 12/2011 Fung  
 8,069,766 B2\* 12/2011 de Buyer ..... A47J 43/25  
 83/648  
 D651,483 S 1/2012 Bagley  
 8,181,560 B2\* 5/2012 Hauser ..... B26D 3/283  
 30/283  
 D666,881 S 9/2012 Iyer  
 D670,980 S 11/2012 De Buyer  
 D679,153 S\* 4/2013 Sudmalis ..... D7/673  
 D682,049 S 5/2013 Jossem  
 D683,598 S 6/2013 De Buyer  
 D683,599 S\* 6/2013 Hand ..... D7/672  
 D684,436 S\* 6/2013 Sudmalis ..... D7/673  
 D690,564 S\* 10/2013 Tetreault ..... D7/673  
 D694,591 S\* 12/2013 Hand ..... D7/672  
 D698,212 S 1/2014 De Buyer  
 D708,917 S 7/2014 Wong  
 8,839,702 B2\* 9/2014 Bagley ..... B26D 3/283  
 83/435.11  
 8,919,234 B2\* 12/2014 Aby-Eva ..... B26D 3/283  
 83/440.2  
 D729,594 S\* 5/2015 Stewart ..... D7/673

D730,704 S 6/2015 Repac  
 D744,294 S 12/2015 Linder  
 D744,295 S 12/2015 Linder  
 D744,793 S 12/2015 Lipscomb  
 D752,400 S\* 3/2016 Wong ..... D7/673  
 9,296,115 B2\* 3/2016 Wong ..... B26B 29/063  
 9,446,530 B2\* 9/2016 Wong ..... B26B 3/03  
 D767,953 S\* 10/2016 Yamamoto ..... D7/669  
 D770,868 S\* 11/2016 Repac ..... D7/672  
 D774,850 S\* 12/2016 Yamamoto ..... D7/673  
 D774,851 S\* 12/2016 Yamamoto ..... D7/673  
 D775,499 S\* 1/2017 Yamamoto ..... D7/673  
 D778,692 S\* 2/2017 Yamamoto ..... D7/669  
 9,682,490 B2\* 6/2017 Stewart ..... B26D 7/2628  
 D793,178 S 8/2017 De Buyer  
 D793,179 S 8/2017 Exley  
 9,821,483 B2\* 11/2017 Colburn ..... B26D 7/2628  
 D810,519 S\* 2/2018 Cramer ..... D7/673  
 D812,962 S\* 3/2018 Davies ..... D7/381  
 10,035,280 B2\* 7/2018 Wong ..... B26D 7/2628  
 D826,655 S 8/2018 Chen  
 D838,145 S\* 1/2019 De La Coussaye ..... D7/673  
 10,363,676 B2\* 7/2019 Bagley ..... B26D 3/283  
 D862,170 S\* 10/2019 Bagley ..... D7/412  
 D863,900 S\* 10/2019 Krus ..... D7/673  
 2004/0217219 A1 11/2004 Bitonto  
 2006/0090352 A1 5/2006 Kaposi  
 2006/0123639 A1 6/2006 Boerner  
 2007/0062349 A1 3/2007 Ishii  
 2007/0089577 A1 4/2007 Wong  
 2008/0257128 A1 10/2008 Reimann  
 2009/0078100 A1 3/2009 Repac  
 2009/0255391 A1 10/2009 Hood  
 2010/0031830 A1 2/2010 Engdahl  
 2010/0037471 A1 2/2010 Repac  
 2010/0116153 A1 5/2010 Chen  
 2010/0122465 A1 5/2010 Holmes

\* cited by examiner




FIG. 1




FIG. 2







FIG. 3



**FIG. 4**



**FIG. 5**



**FIG. 6**






FIG. 7

UNITED STATES PATENT AND TRADEMARK OFFICE  
**CERTIFICATE OF CORRECTION**

PATENT NO. : D904,137 S  
APPLICATION NO. : 29/657101  
DATED : December 8, 2020  
INVENTOR(S) : Philippe De La Coussaye

Page 1 of 1

It is certified that error appears in the above-identified patent and that said Letters Patent is hereby corrected as shown below:

On the Title Page

Column 1, Item (73) Assignee, Line 1, after "TEFAL" insert -- , (FR) --

Signed and Sealed this  
Eleventh Day of May, 2021



Drew Hirshfeld  
*Performing the Functions and Duties of the  
Under Secretary of Commerce for Intellectual Property and  
Director of the United States Patent and Trademark Office*