



US00D904117S

(12) **United States Design Patent**
McLean et al.

(10) **Patent No.:** **US D904,117 S**

(45) **Date of Patent:** **** Dec. 8, 2020**

(54) **SET OF DRINKING VESSELS**

(71) Applicant: **ESPRO, Inc.**, Vancouver (CA)

(72) Inventors: **Christopher R. McLean**, Vancouver (CA); **Bruce A. Constantine**, North Attleboro, MA (US)

(73) Assignee: **Espro, Inc.**, Vancouver (CA)

(**) Term: **15 Years**

(21) Appl. No.: **29/693,668**

(22) Filed: **Jun. 4, 2019**

(51) **LOC (12) Cl.** **07-01**

(52) **U.S. Cl.**
USPC **D7/505**; D7/533; D7/536

(58) **Field of Classification Search**
USPC D7/505, 507, 509, 510, 511, 523, 532, D7/533, 536, 608, 601, 602, 392.1, 396.2, D7/512, 708.1, 619.1, 622, 633; D9/503, D9/504; D24/197, 199; D3/202
CPC A47G 19/22; A47G 19/2288; A47G 19/2205; A47G 2019/2277; A45F 3/20; A47J 41/02
See application file for complete search history.

(56) **References Cited**

U.S. PATENT DOCUMENTS

2,057,047	A *	10/1936	Myer	A47G 19/22
					220/710.5
2,602,309	A *	7/1952	Doyle	A47G 19/22
					220/23.83
2,613,517	A *	10/1952	Frantz	A47G 19/22
					220/23.2
D184,566	S *	3/1959	Holzworth	D7/622
D464,234	S *	10/2002	Miller	D7/533

D518,999	S *	4/2006	Laib	D7/533
D536,137	S *	1/2007	Gill	D28/79
D552,931	S *	10/2007	Bodum	D7/536
D557,563	S *	12/2007	Bodum	D7/509
D557,564	S *	12/2007	Bodum	D7/509
D560,972	S *	2/2008	Sung	D7/509
D569,192	S *	5/2008	Bodum	D7/533
D595,541	S *	7/2009	Haas	D7/509
D597,378	S *	8/2009	Poindexter	D7/536
D598,711	S *	8/2009	Franco	D7/505
D646,122	S *	10/2011	Burns	D7/505
D658,943	S *	5/2012	Galinski	D7/505
D658,946	S *	5/2012	Burns	D7/536
D727,683	S *	4/2015	Schmidt	D7/507
D747,626	S *	1/2016	Morris, II	D7/536
D871,142	S *	12/2019	McLean	D7/505

* cited by examiner

Primary Examiner — Jae Liang

(74) *Attorney, Agent, or Firm* — Winthrop & Weinstein, P.A.


(57) **CLAIM**

The ornamental design for a set of drinking vessels, as shown and described.

DESCRIPTION

FIG. 1 is a front view of a set of drinking vessels showing our new design;
FIG. 2 is a left side view thereof;
FIG. 3 is a right side view thereof;
FIG. 4 is a rear view thereof;
FIG. 5 is a top view thereof;
FIG. 6 is a bottom view thereof;
FIG. 7 is a top, left perspective view thereof;
FIG. 8 is top, right perspective view thereof;
FIG. 9 is bottom, left perspective view thereof; and,
FIG. 10 is bottom, right perspective view thereof.

1 Claim, 10 Drawing Sheets



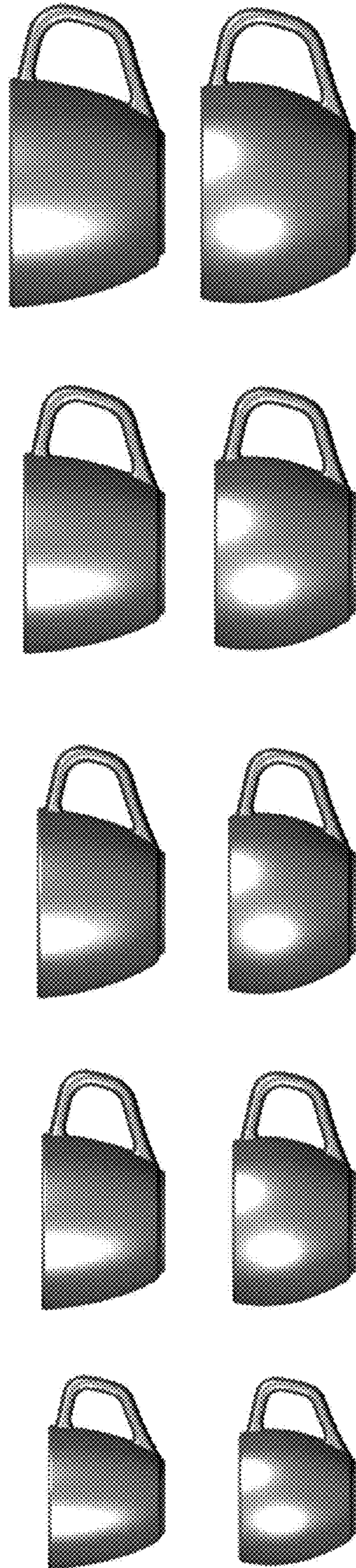


FIG. 1




FIG. 2





FIG. 3

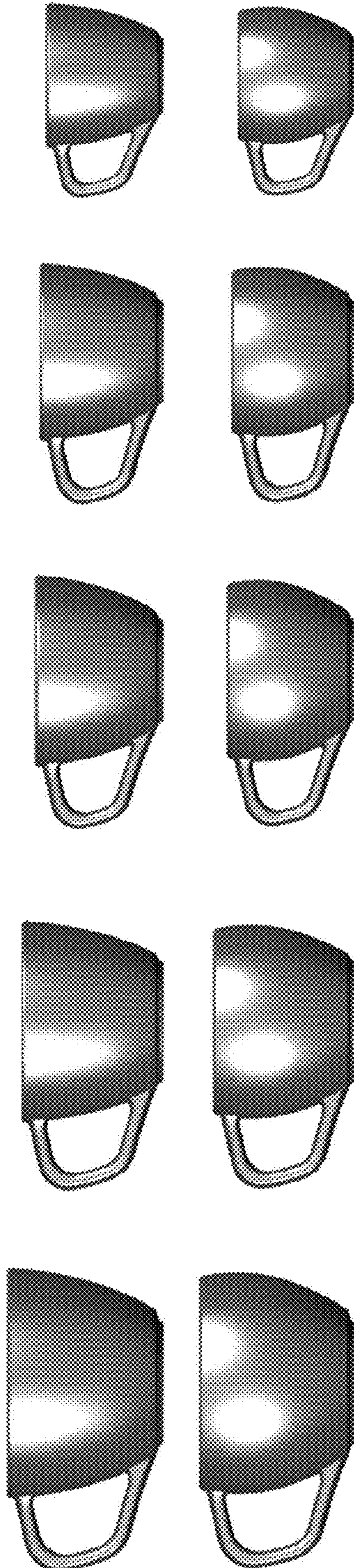


FIG. 4

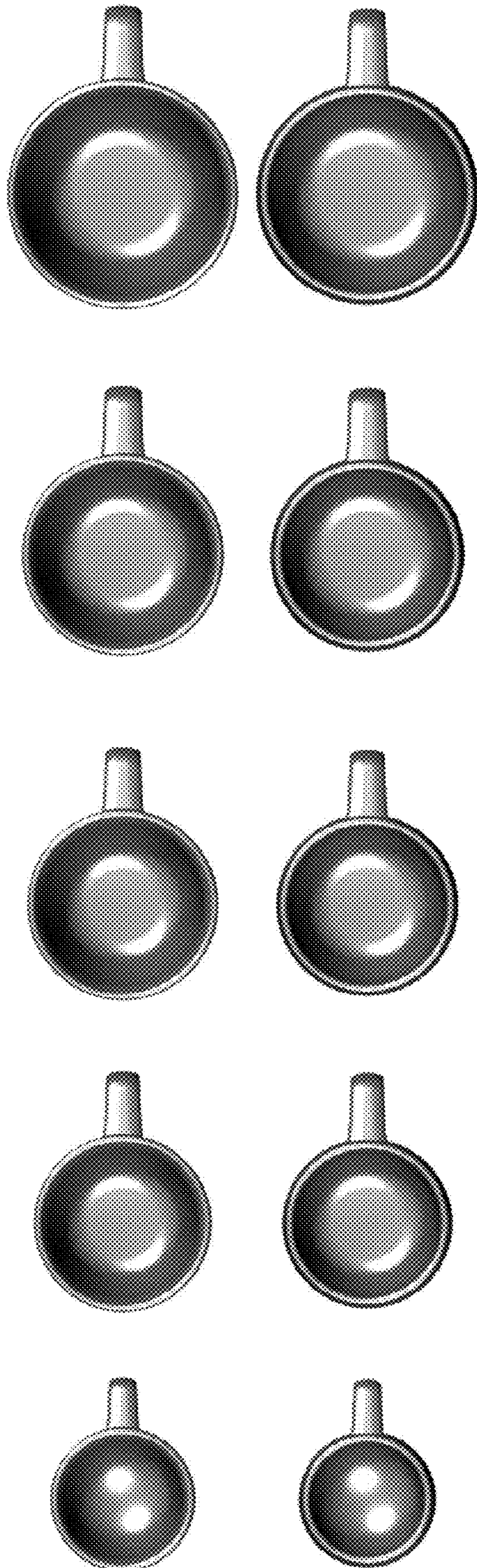


FIG. 5

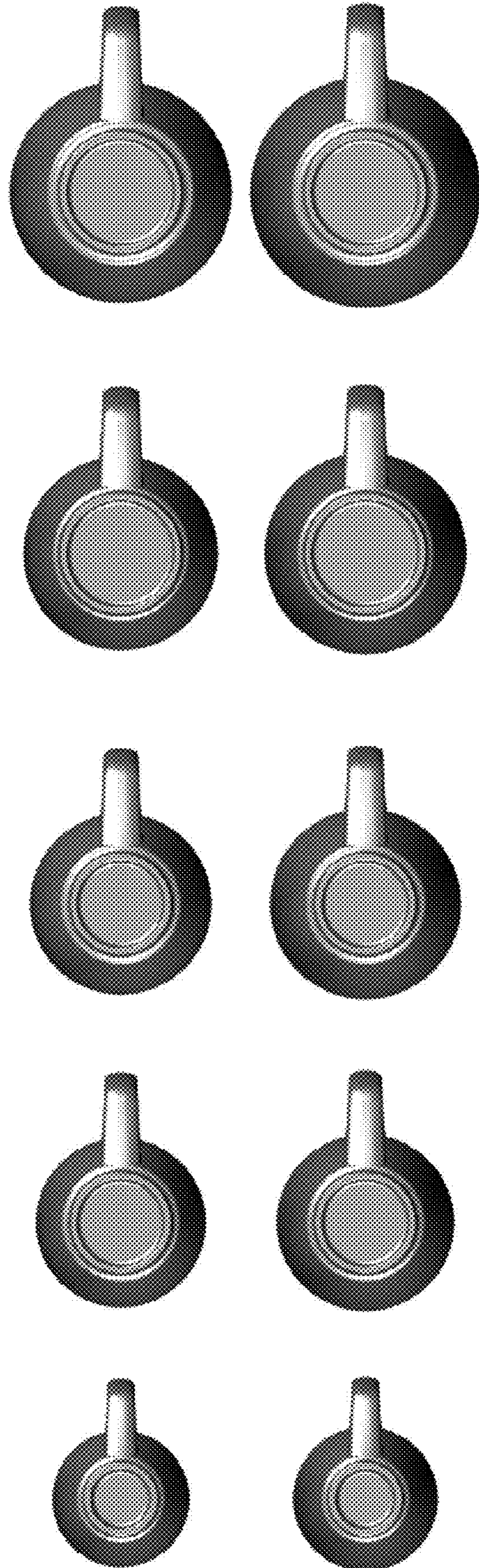


FIG. 6

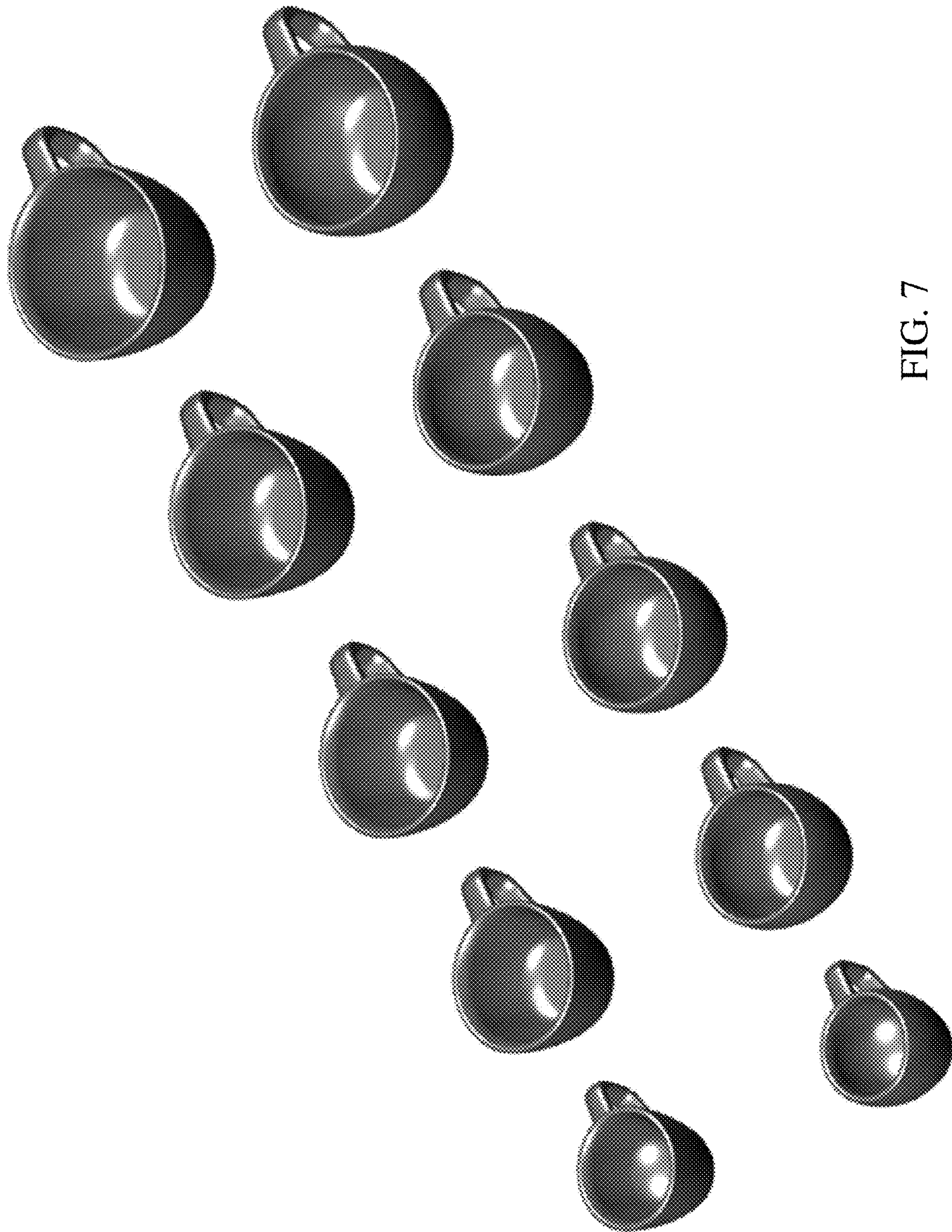


FIG. 7



FIG. 8

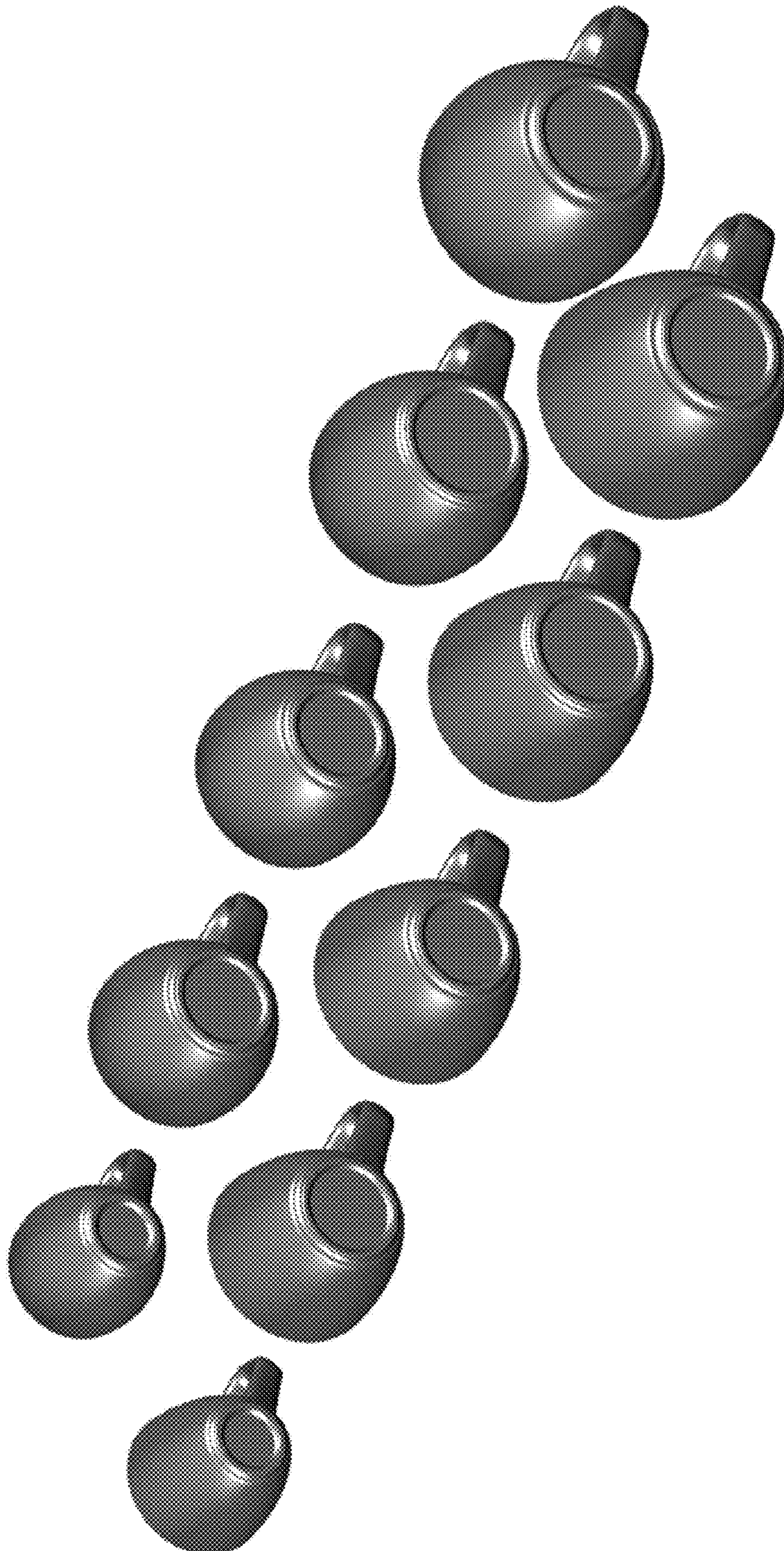


FIG. 9




FIG. 10