



US00D904112S

(12) **United States Design Patent**
Hollinger

(10) **Patent No.:** **US D904,112 S**

(45) **Date of Patent:** **** *Dec. 8, 2020**

(54) **STACKABLE PIECE OF COOKWARE**

(71) Applicant: **E. MISHAN & SONS, INC.**, New York, NY (US)

(72) Inventor: **Fred Hollinger**, Monroe Township, NJ (US)

(73) Assignee: **E. MISHAN & SONS, INC.**, New York, NY (US)

(*) Notice: This patent is subject to a terminal disclaimer.

(**) Term: **15 Years**

(21) Appl. No.: **29/700,580**

(22) Filed: **Aug. 2, 2019**

(51) **LOC (12) Cl.** **07-02**

(52) **U.S. Cl.**
USPC **D7/393**

(58) **Field of Classification Search**
USPC D7/354-361, 393-395, 401.2, 664
CPC A47J 45/06; A47J 45/061; A47J 45/62; A47J 45/071; A47J 45/072; A47J 45/08; A47J 45/085; A47J 27/12; B62D 21/00; B62D 21/02; B62D 21/0202; B62D 21/0212
See application file for complete search history.

(56) **References Cited**

U.S. PATENT DOCUMENTS

1,268,017 A	5/1918	Knight
2,037,807 A	4/1936	Lockwood
2,058,807 A	10/1936	Lockwood
2,116,487 A	5/1938	Jackson
2,116,489 A	5/1938	Jackson
2,199,687 A	5/1940	Blankenship
2,222,584 A	11/1940	Oltman
2,624,487 A	1/1953	Fry
3,641,920 A	2/1972	Kraft et al.

4,204,609 A	5/1980	Kuhn	
4,413,767 A *	11/1983	Hellinger	A47J 45/061 16/DIG. 24
5,253,758 A	10/1993	Bissell, II	
D349,420 S	8/1994	Hasuike	
D358,062 S	5/1995	Hasuike	
5,660,300 A *	8/1997	Demetrio	A47J 37/10 16/425
D426,107 S *	6/2000	Cheng	D7/393
6,237,775 B1	5/2001	Hatch et al.	
D445,642 S *	7/2001	Rae	D7/393
D450,217 S *	11/2001	Rae	D7/393
D548,518 S *	8/2007	Rae	D7/394
D559,032 S *	1/2008	Kellermann	D7/354

(Continued)

FOREIGN PATENT DOCUMENTS

AU	503645	1/1978
AU	41207/78	10/1978

(Continued)

Primary Examiner — Cynthia M. Chin

(74) *Attorney, Agent, or Firm* — Notaro, Michalos & Zaccaria P.C.

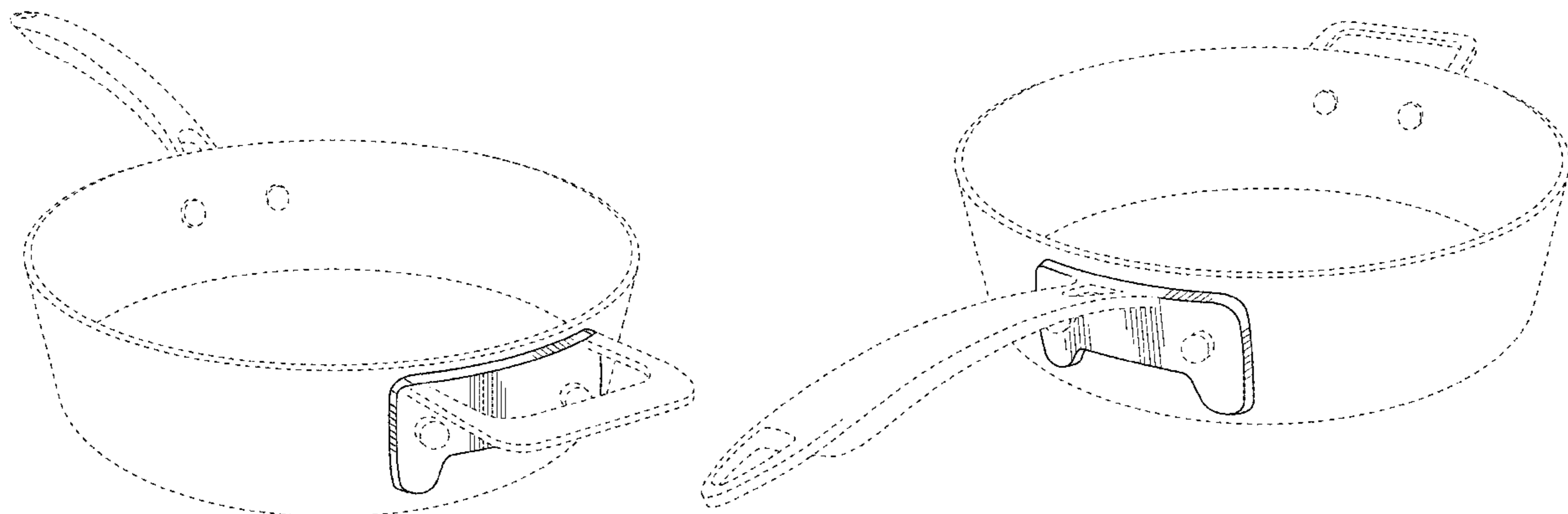
(57) **CLAIM**

The ornamental design for a stackable piece of cookware, as shown and described.

DESCRIPTION

FIG. 1 is a top, rear, right perspective view showing my design therefor;
FIG. 2 is a front, top perspective view thereof;
FIG. 3 is a right side elevational view thereof;
FIG. 4 is a rear elevational view thereof;
FIG. 5 is a front elevational view thereof;
FIG. 6 is a top plan view thereof; and,
FIG. 7 is a bottom plan view thereof.
The broken lines are for the purpose of illustrating portions of the article that form no part of the claim.

1 Claim, 7 Drawing Sheets



(56)

References Cited

U.S. PATENT DOCUMENTS

7,347,327 B2 3/2008 Lobman et al.
 D581,721 S * 12/2008 Rae D7/360
 7,617,948 B2 * 11/2009 Cheng A47J 36/36
 220/573.1
 D621,652 S * 8/2010 Dodane D7/354
 D639,109 S * 6/2011 Molayem D7/356
 8,123,067 B2 * 2/2012 Thomson A47J 27/122
 220/573.5
 8,272,531 B2 9/2012 Cuillery et al.
 8,413,840 B2 4/2013 Metaxatos et al.
 9,139,926 B2 9/2015 Mushl et al.
 D879,545 S * 3/2020 Hollinger D7/360
 D879,546 S * 3/2020 Hollinger D7/361
 D880,221 S * 4/2020 Hollinger D7/360
 D880,222 S * 4/2020 Hollinger D7/361
 D880,233 S * 4/2020 Hollinger D7/401.2
 D880,935 S * 4/2020 Hollinger D7/393
 2003/0167932 A1 9/2003 Chen
 2007/0119744 A1 * 5/2007 Metaxatos A47J 45/061
 206/514
 2009/0035433 A1 2/2009 France et al.
 2009/0049650 A1 2/2009 Cuillery et al.
 2009/0065509 A1 3/2009 Schuler
 2009/0095754 A1 4/2009 Liu
 2010/0230319 A1 * 9/2010 Thomson A47J 27/122
 206/514
 2011/0056957 A1 3/2011 Cheng

2013/0098920 A1 4/2013 Lee
 2013/0306646 A1 11/2013 Cheng
 2014/0224810 A1 8/2014 Bar-Akiva
 2016/0010237 A1 1/2016 Musil et al.
 2016/0054049 A1 2/2016 Harvie
 2017/0197755 A1 * 7/2017 LePinske A47J 45/065
 2017/0238757 A1 8/2017 Hengel et al.
 2017/0247143 A1 8/2017 Gossens et al.
 2017/0290453 A1 10/2017 Pittman
 2018/0125281 A1 5/2018 Truong et al.
 2018/0271331 A1 9/2018 Lee
 2019/0142207 A1 * 5/2019 Hollinger A47J 27/12
 220/573.1

FOREIGN PATENT DOCUMENTS

CA 1255240 6/1989
 DE 8615346 U1 11/1987
 DE 4330653 10/1994
 DE 40008484-0004 11/2000
 DE 40008484-0022 11/2000
 DE 40200009-0006 2/2002
 DE 40200009-0008 2/2002
 DE 40200009-0009 2/2002
 DE 40502400-0010 8/2005
 DE 102009023000 A1 12/2010
 EM 003742733-0006 2/2017
 EP 0734672 A1 10/1996
 EP 3210503 A1 2/2017
 WO 2006100367 A1 9/2006

* cited by examiner

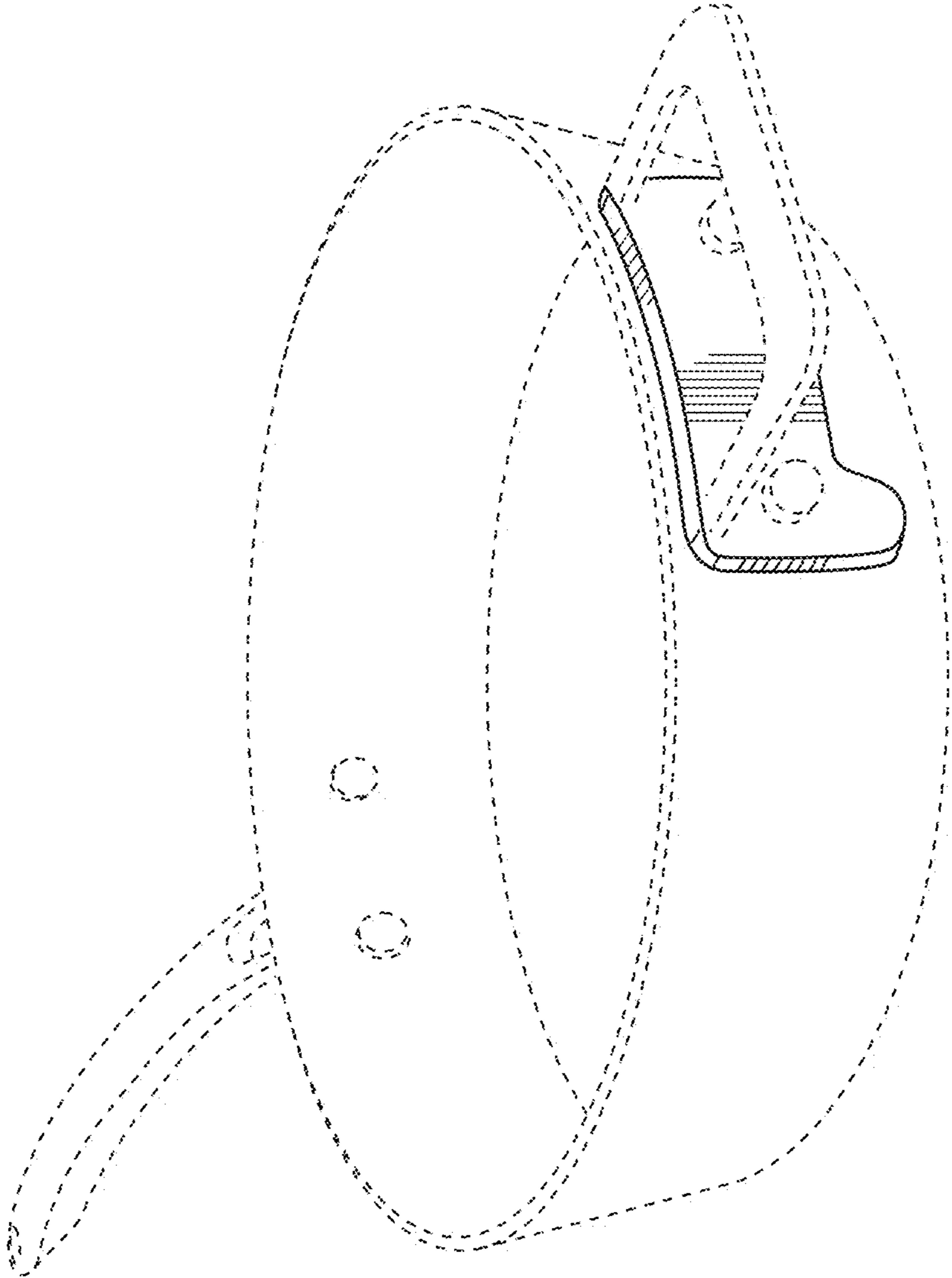


FIG. 1

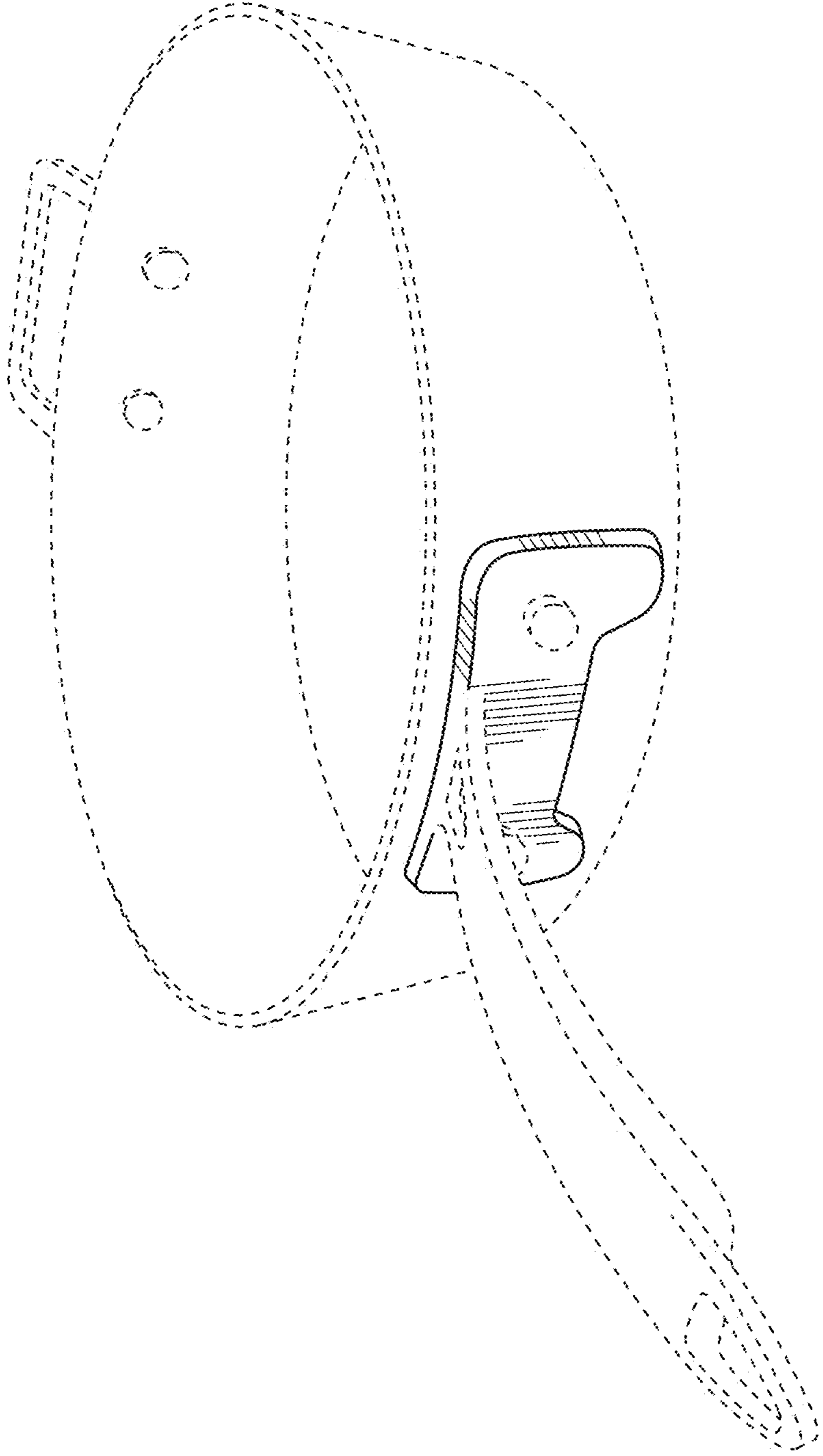


FIG. 2




FIG. 3

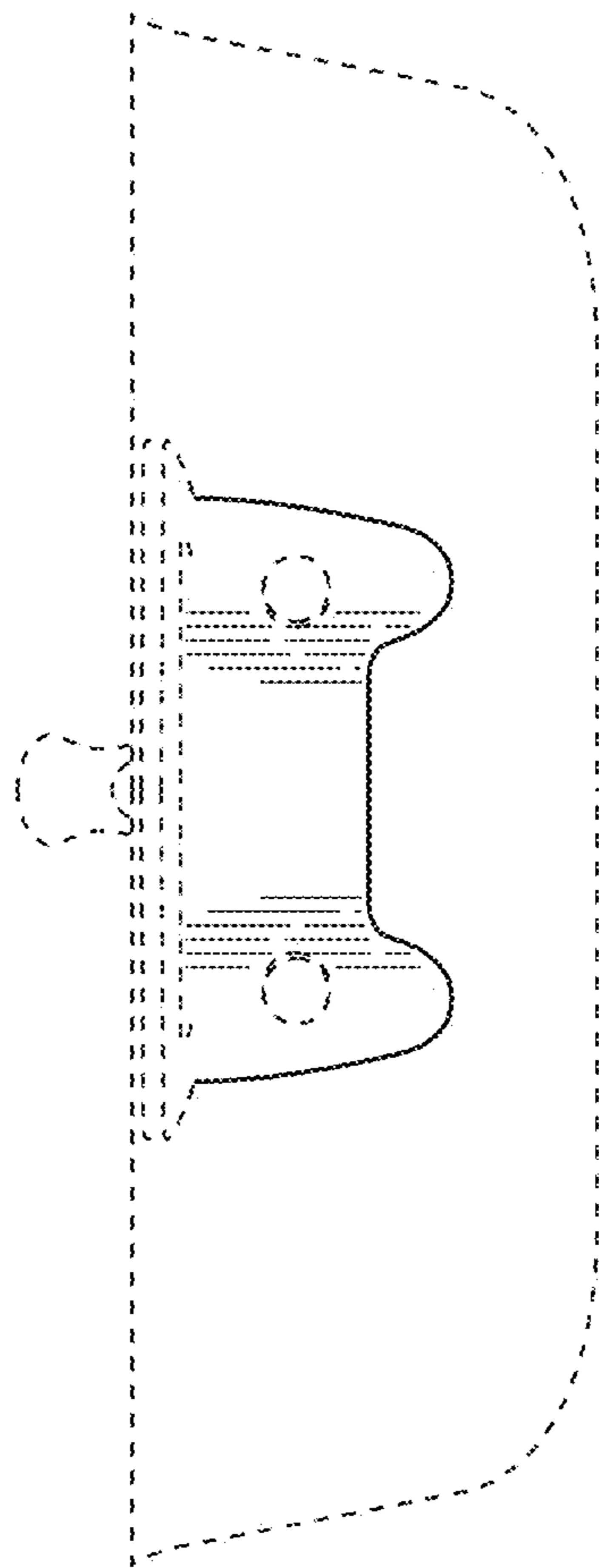


FIG. 4

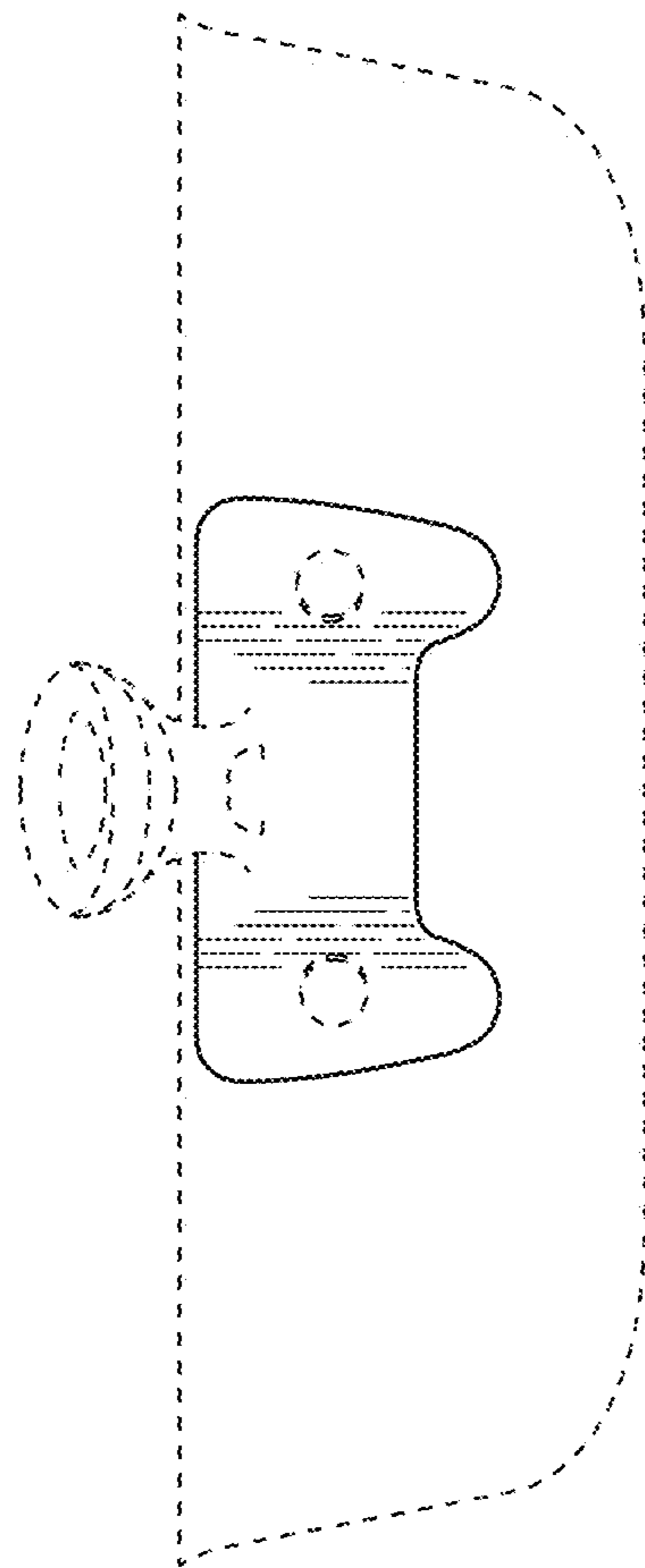


FIG. 5

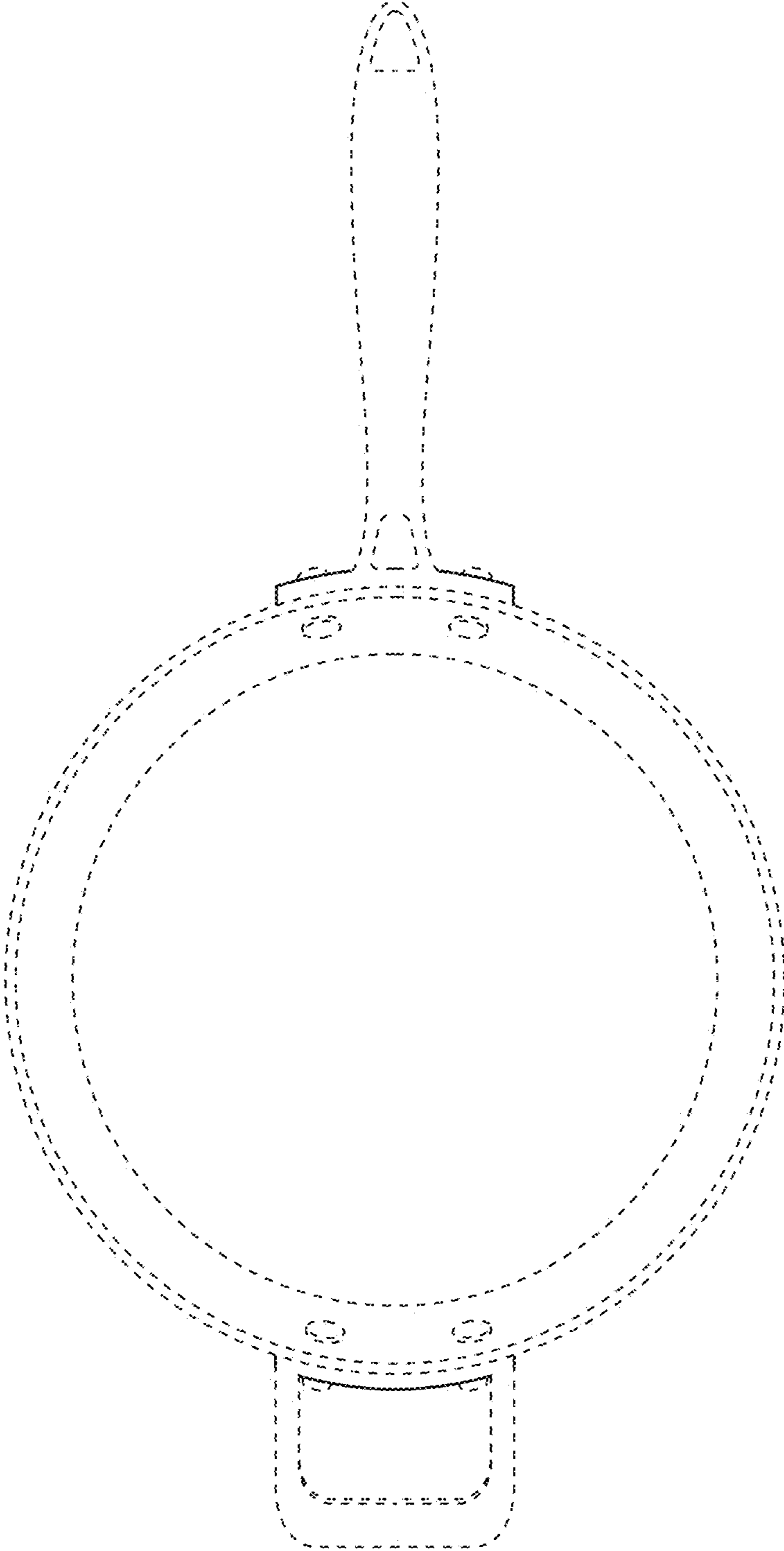


FIG. 6

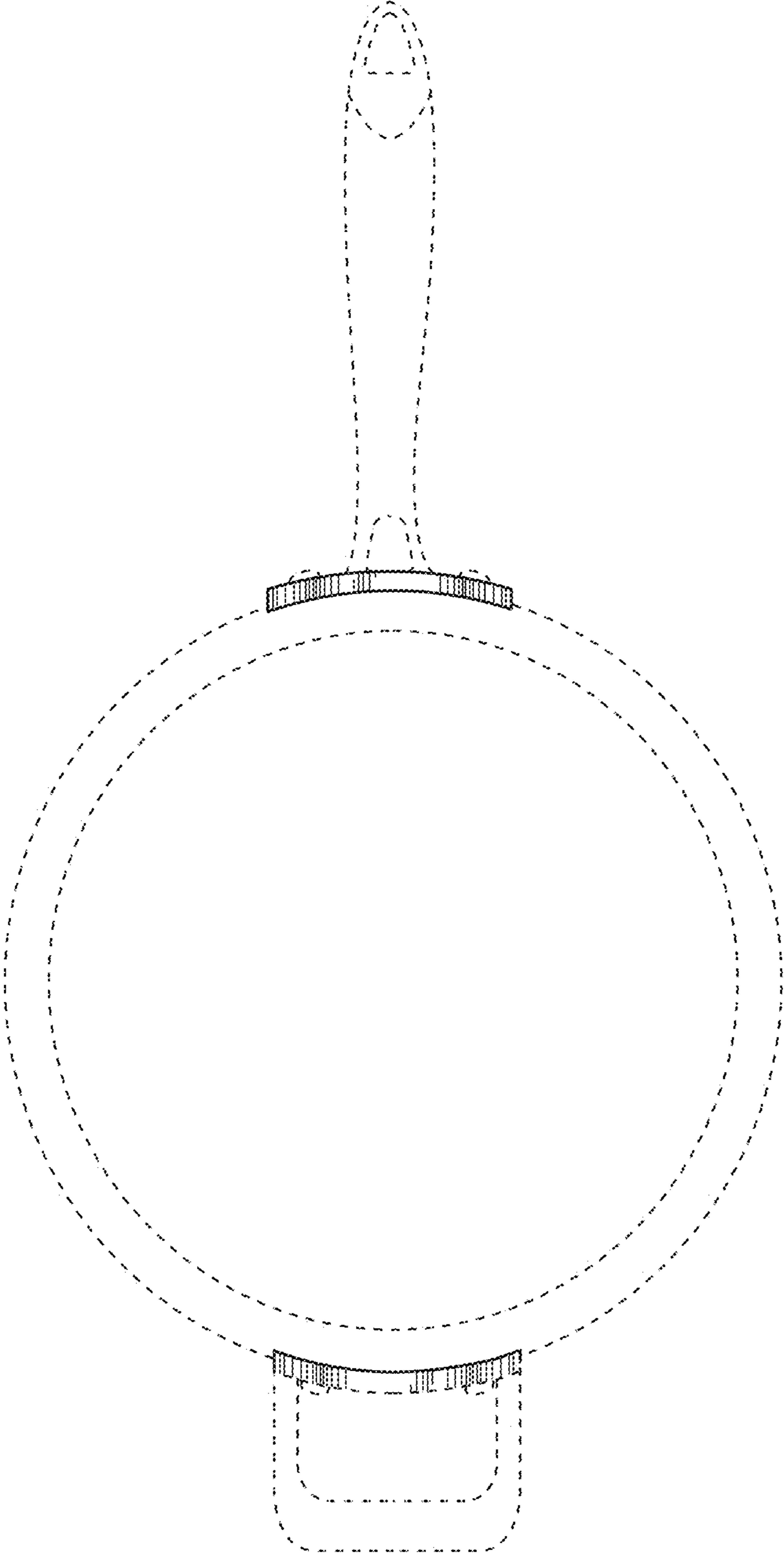


FIG. 7