



US00D904107S

(12) **United States Design Patent** (10) **Patent No.:** **US D904,107 S**
Qiu (45) **Date of Patent:** **** Dec. 8, 2020**

(54) **MICROWAVE HOVER COVER**
(71) Applicant: **Chenrong Qiu**, Guangdong (CN)
(72) Inventor: **Chenrong Qiu**, Guangdong (CN)
(**) Term: **15 Years**

2013/0313257 A1* 11/2013 Gartz B65D 43/0206
220/262
2014/0030390 A1* 1/2014 Coyle B65D 43/0212
426/108
2015/0251818 A1* 9/2015 Strachan B65D 47/265
220/254.8
2016/0150899 A1* 6/2016 Onza B65D 43/0212
220/253

(21) Appl. No.: **29/677,609**
(22) Filed: **Jan. 22, 2019**

OTHER PUBLICATIONS

(30) **Foreign Application Priority Data**

Microwave plate with Magnetic cover of ZFITEI as found on Amazon.com (date first listed on Amazon Oct. 25, 2018) <https://www.amazon.com/Microwave-Generation-convenient-FDA-certified-ZFITEI/dp/B07JJC8NWP> (Year: 2018).*

Oct. 23, 2018 (CN) 2018 3 0590646

(51) **LOC (12) Cl.** **07-02**

* cited by examiner

(52) **U.S. Cl.**

USPC **D7/391**

Primary Examiner — Ricky Pham

(58) **Field of Classification Search**

(74) *Attorney, Agent, or Firm* — Enshan Hong; VLP Law Group LLP

USPC D7/391, 392, 392.1, 393, 397, 629, 667;
D9/414, 424-432, 435, 451-452
CPC A47G 19/26; A47J 36/027; A47J 36/06;
A47J 37/10; A47J 37/101; B65D
21/0209; B65D 43/00; B65D 43/02;
B65D 43/0206; B65D 43/0212; B65D
43/022; B65D 43/161; B65D 43/162;
B65D 45/00; B65D 45/16; B65D 45/18;
B65D 47/265; B65D 51/16; B65D
51/1683; B65D 51/1688; B65D 51/1694;
B65D 79/005; B65F 1/1615

See application file for complete search history.

(57) **CLAIM**

The ornamental design for microwave hover cover, as shown and described.

DESCRIPTION

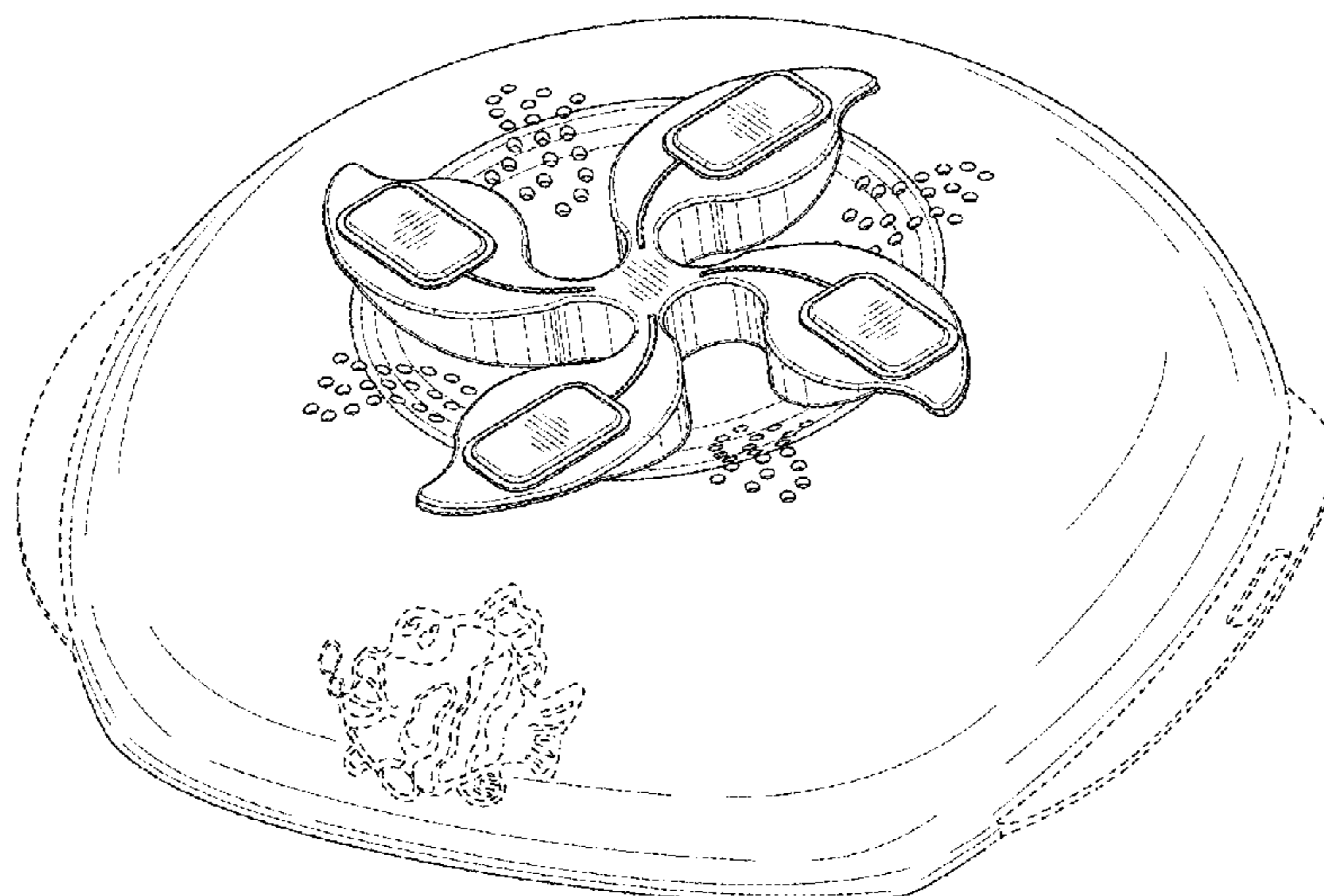
(56) **References Cited**

U.S. PATENT DOCUMENTS

3,815,736 A * 6/1974 Sedlak A47G 19/26
206/501
6,325,234 B1 * 12/2001 Legaspi A47J 36/027
220/367.1
D588,866 S * 3/2009 Ho D7/391
D671,803 S * 12/2012 Myoung D7/667
D835,453 S * 12/2018 Bennett D7/391
2007/0215510 A1 * 9/2007 Sung B65D 79/005
206/524.8

FIG. 1 is a perspective view of a microwave hover cover showing my new design;
FIG. 2 is a front view thereof;
FIG. 3 is a back view thereof;
FIG. 4 is a left view thereof;
FIG. 5 is a right view thereof;
FIG. 6 is a top view thereof; and,
FIG. 7 is a bottom view thereof.
The broken lines associated with the fish on microwave hover cover shown in FIGS. 1, 2, and 6 and the broken lines associated with the handles of microwave hover cover shown in FIGS. 1-6 show portions of the microwave hover cover and form no part of the claimed design.

1 Claim, 7 Drawing Sheets



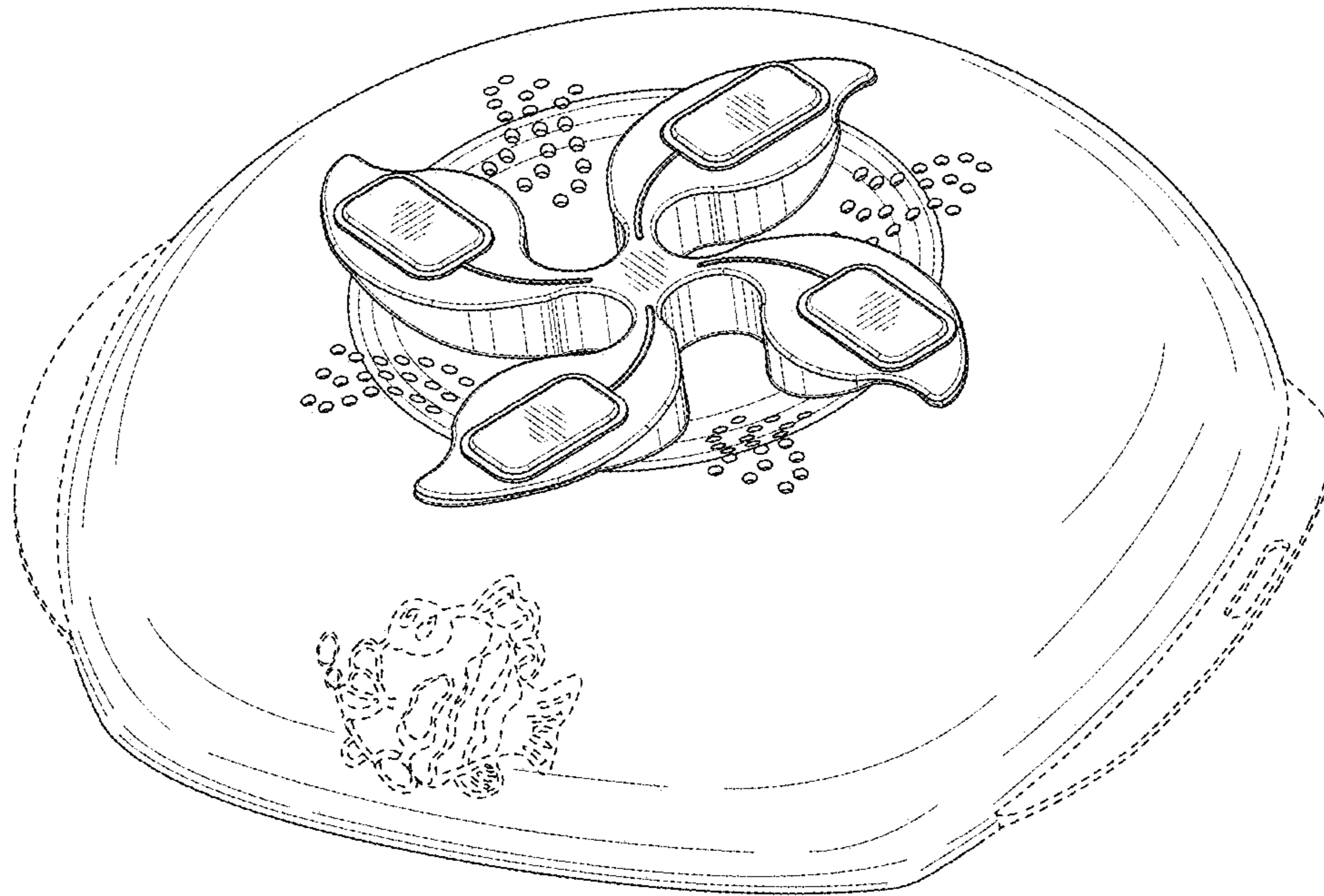


FIG.1




FIG.2

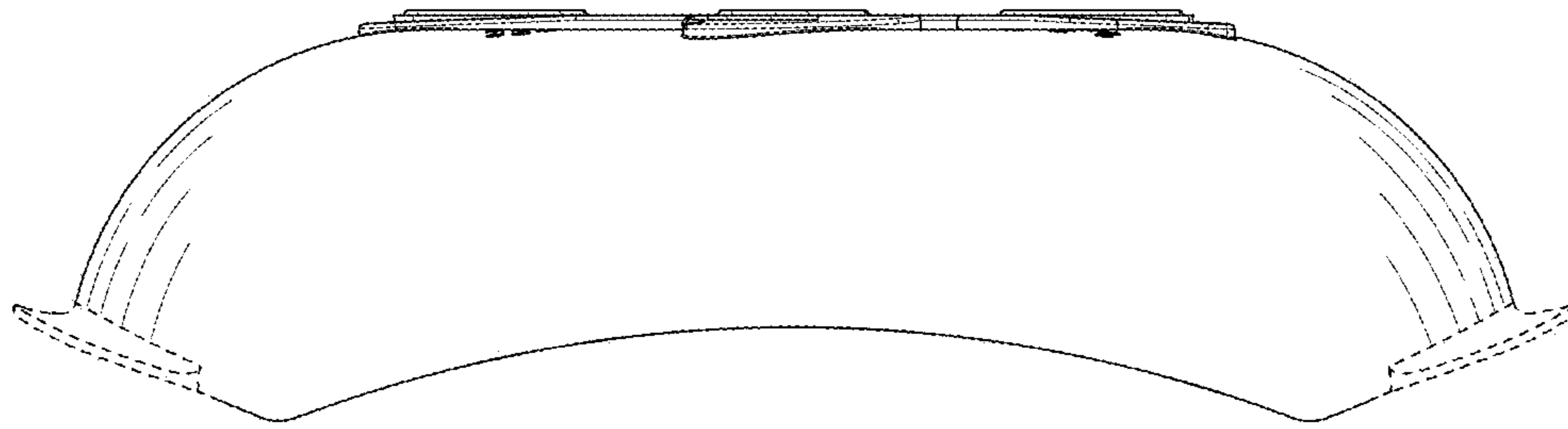


FIG.3

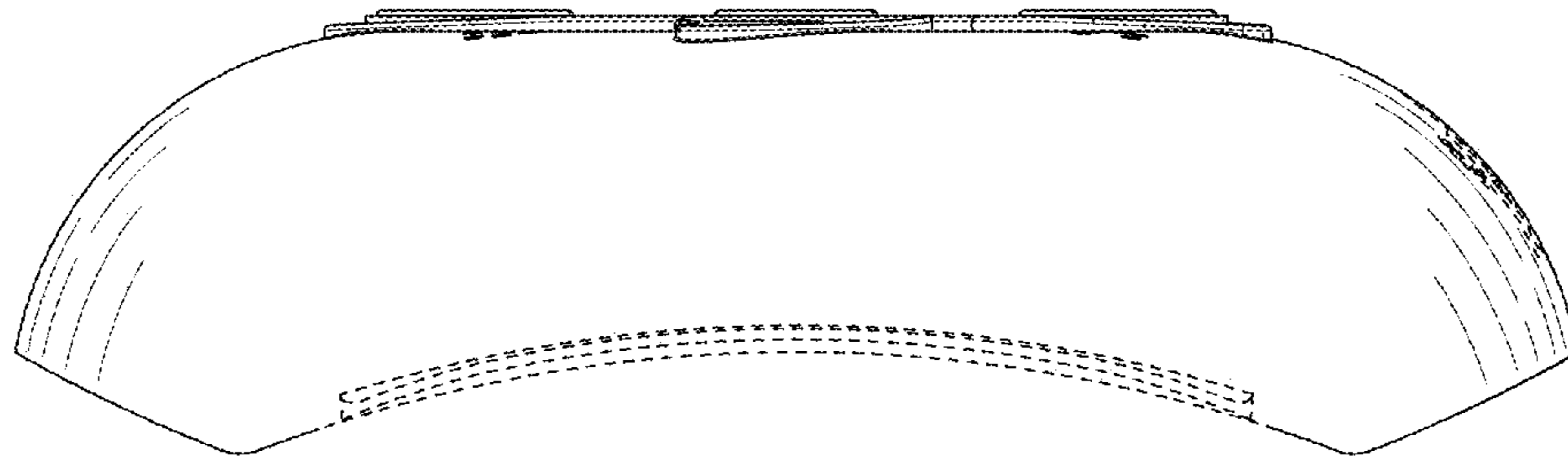


FIG.4

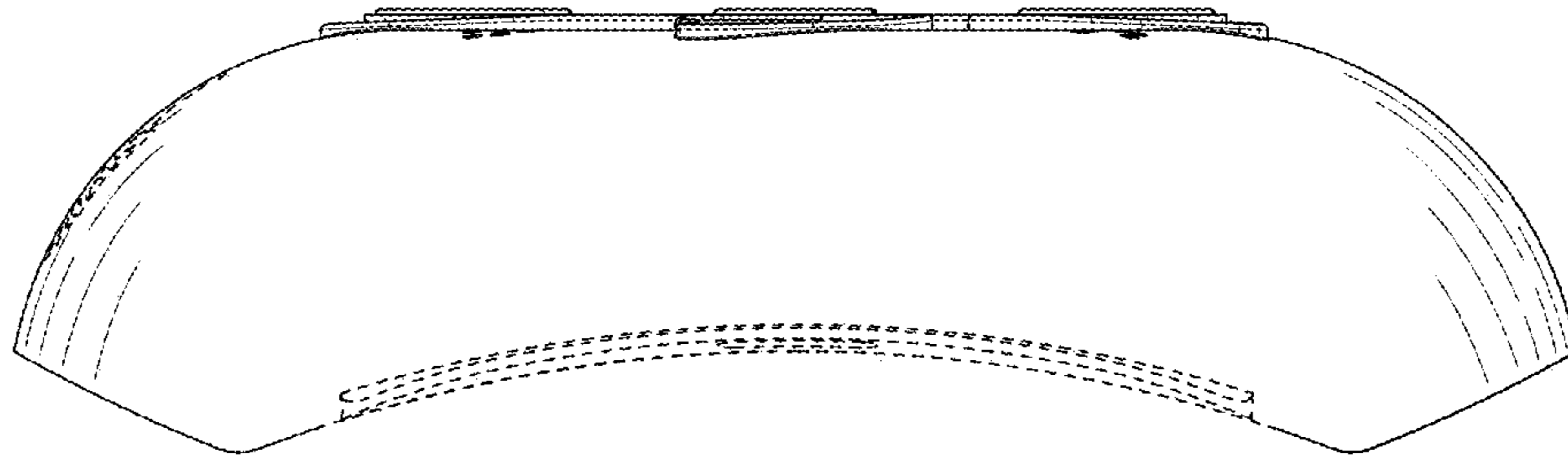


FIG.5




FIG.6




FIG.7