



US00D904081S

(12) **United States Design Patent**
Hermann et al.

(10) **Patent No.:** **US D904,081 S**

(45) **Date of Patent:** **** Dec. 8, 2020**

(54) **CABINET**

(71) Applicant: **Great Star Industrial USA, LLC**,
Huntersville, NC (US)

(72) Inventors: **John A. Hermann**, Huntersville, NC
(US); **Jay Fording**, Davidson, NC
(US); **Bob Hardison**, Mooresville, NC
(US); **Mike Webb**, Concord, NC (US)

(73) Assignee: **GREAT STAR INDUSTRIAL USA, LLC**,
Huntersville, NC (US)

(**) Term: **15 Years**

(21) Appl. No.: **29/714,196**

(22) Filed: **Nov. 21, 2019**

Related U.S. Application Data

(63) Continuation-in-part of application No. 29/679,704,
filed on Feb. 8, 2019, and a continuation-in-part of
application No. 29/679,699, filed on Feb. 8, 2019, and
a continuation-in-part of application No. 29/679,703,
filed on Feb. 8, 2019.

(51) **LOC (12) Cl.** **06-04**

(52) **U.S. Cl.**
USPC **D6/671.1**

(58) **Field of Classification Search**
USPC D6/668, 668.1, 668.2, 671, 671.1, 703,
D6/703.3; D13/184; D14/308; D25/16,
D25/20
CPC A47F 3/043; A47F 17/04; A47F 88/22;
A47F 67/00; A47F 67/02; A47F 47/03;
A47F 61/00; A47F 43/00
See application file for complete search history.

(56) **References Cited**

U.S. PATENT DOCUMENTS

2,424,217 A * 7/1947 Bales A47B 57/425
312/257.1
2,773,729 A * 12/1956 Derman A47B 47/03
312/257.1

D186,448 S * 10/1959 Powell D6/671.1
3,023,068 A * 2/1962 Haag A47B 61/00
312/263
3,833,279 A * 9/1974 MacKenzie, Jr. A47B 47/05
312/265.1
D318,582 S * 7/1991 Hollington D6/671.1
D340,151 S * 10/1993 Keller D6/671.1
D375,169 S * 10/1996 Hunt D25/16

(Continued)

OTHER PUBLICATIONS

“Rubbermaid 72-Inch Four-Shelf Double-Door Resin Storage Cabinet.” Found online Apr. 8, 2020 at www.amazon.com. Product reviewed May 17, 2014. Retrieved from URL: <https://tinyurl.com/szko4wx> (Year: 2014).*

(Continued)

Primary Examiner — Mary Ann Calabrese

Assistant Examiner — Katelin G Kloberg

(74) *Attorney, Agent, or Firm* — Alston & Bird LLP

(57)

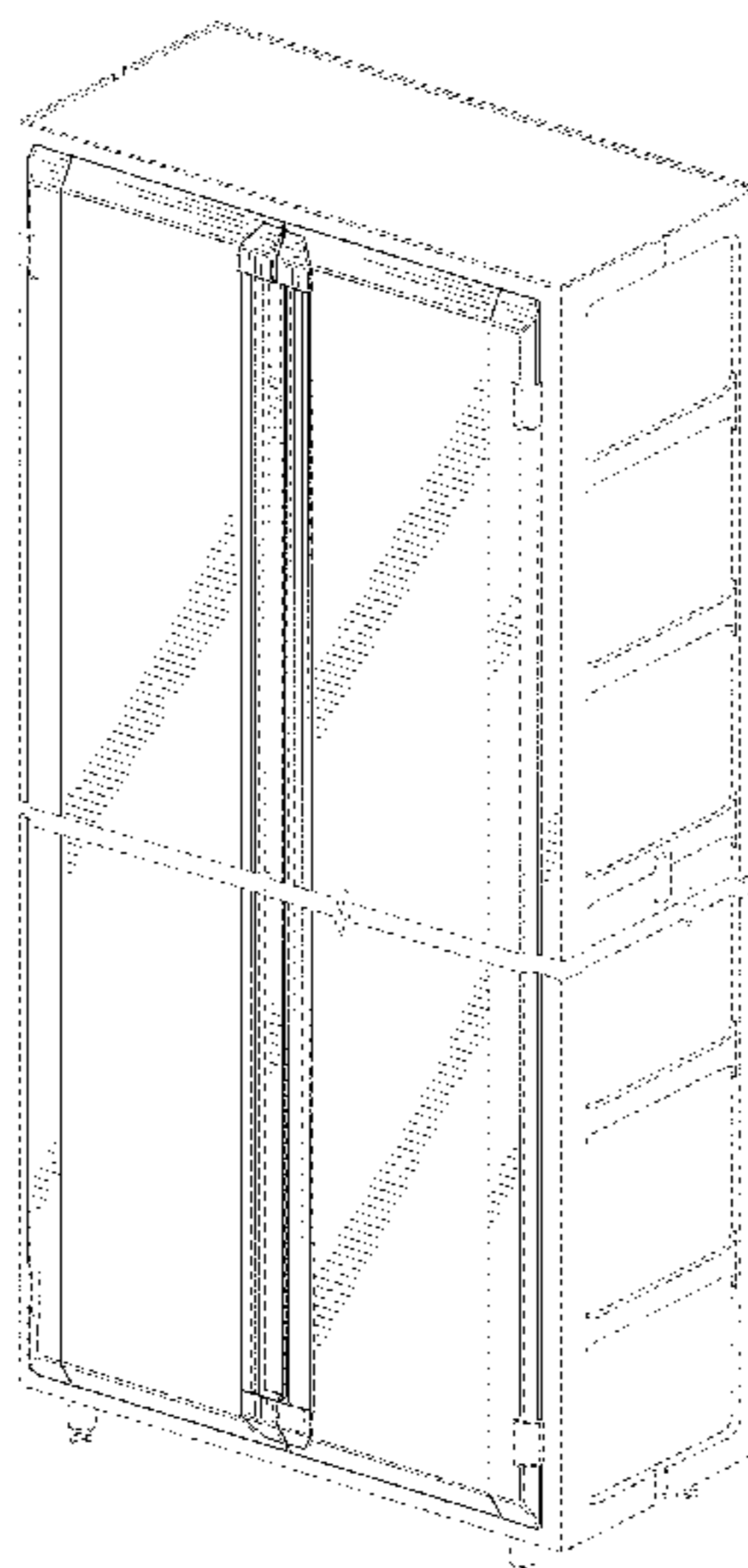
CLAIM

The ornamental design for a cabinet, as shown and described.

DESCRIPTION

FIG. 1 is a perspective view of a cabinet according to our new design;
FIG. 2 is a front elevation view thereof;
FIG. 3 is a rear elevation view thereof;
FIG. 4 is a left side elevation view thereof;
FIG. 5 is a right side elevation view thereof;
FIG. 6 is a top elevation view thereof; and,
FIG. 7 is a bottom plan view thereof.
The broken lines showing in the views illustrate unclaimed portions of the cabinet and form no part of the claimed design.

1 Claim, 6 Drawing Sheets



(56)

References Cited

U.S. PATENT DOCUMENTS

D395,180	S	*	6/1998	Sagol	D6/671.1
D435,741	S	*	1/2001	Schlereth	D6/671.1
D459,614	S	*	7/2002	Grosfillex	D6/671.1
D499,275	S	*	12/2004	Grosfillex	D6/671.1
D499,276	S	*	12/2004	Grosfillex	D6/671.1
D501,616	S	*	2/2005	Walker	D6/671.1
D534,010	S	*	12/2006	O'Reilly	D6/671.1
D543,741	S	*	6/2007	Gaska	D6/703.3
D559,010	S	*	1/2008	Mehmen	D6/671.1
D559,011	S	*	1/2008	Mehmen	D6/671.1
D580,195	S	*	11/2008	Daino	D6/703
D591,076	S	*	4/2009	Guizzardi	D6/671.1
D613,973	S	*	4/2010	Holcomb	D6/703
D642,400	S	*	8/2011	Koehn	D6/668.1
D653,224	S	*	1/2012	Jonas	D13/184
D668,078	S	*	10/2012	Daino	D6/668.2
D732,322	S	*	6/2015	Anderson	D6/671
D779,858	S	*	2/2017	Conn	D6/669
D807,085	S	*	1/2018	Vandenharn	D6/671.1
D821,118	S	*	6/2018	Chiao	D6/671
D828,056	S	*	9/2018	Chiao	D6/671.1
D880,202	S	*	4/2020	Caywood	D6/668
2003/0127956	A1	*	7/2003	Stoever	A47B 47/02 312/257.1
2020/0123804	A1	*	4/2020	Kagan	E05B 67/383

OTHER PUBLICATIONS

“SunCast Commercial Blow Molded Mega Tall Cabinet.” Found online Apr. 8, 2020 at www.amazon.com. Product reviewed Jul. 18, 2016. Retrieved from URL: <https://tinyurl.com/wuoltz4> (Year: 2016).*

“Metal Storage Cabinet.” Found online Apr. 8, 2020 at www.amazon.com. Product first available Mar. 19, 2018. Retrieved from URL: <https://tinyurl.com/wb9vrjt> (Year: 2018).*

* cited by examiner

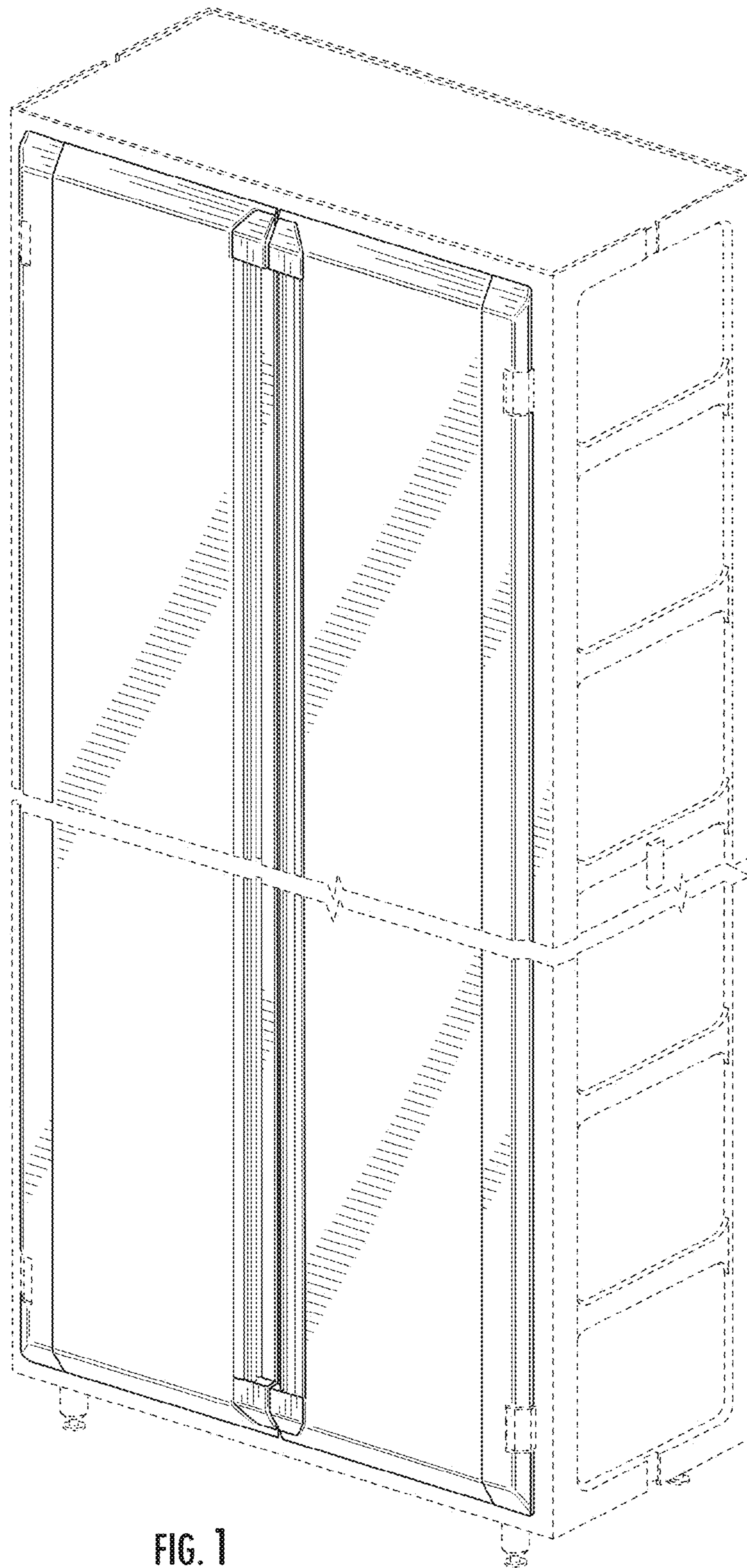


FIG. 1

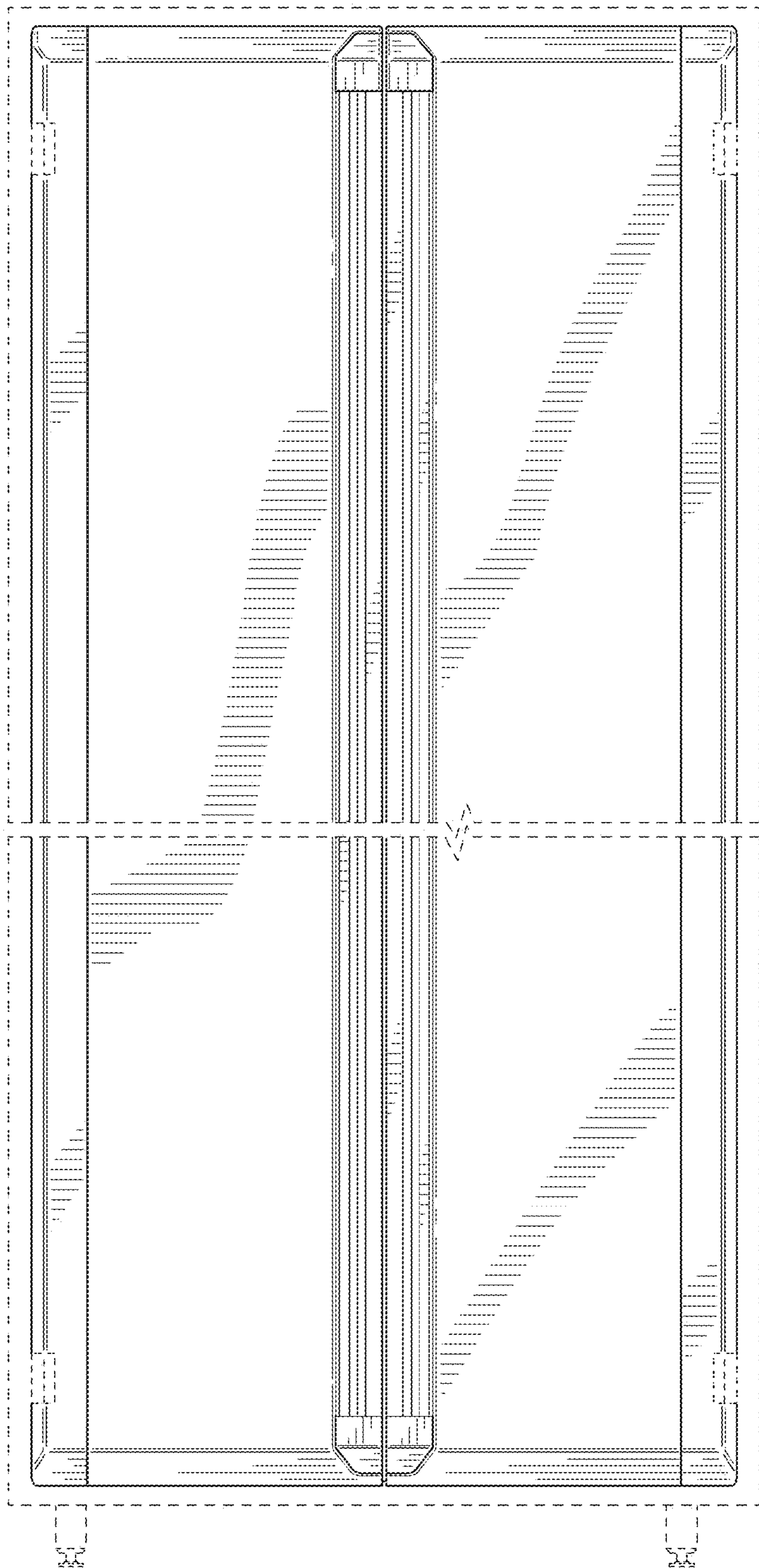


FIG. 2




FIG. 3

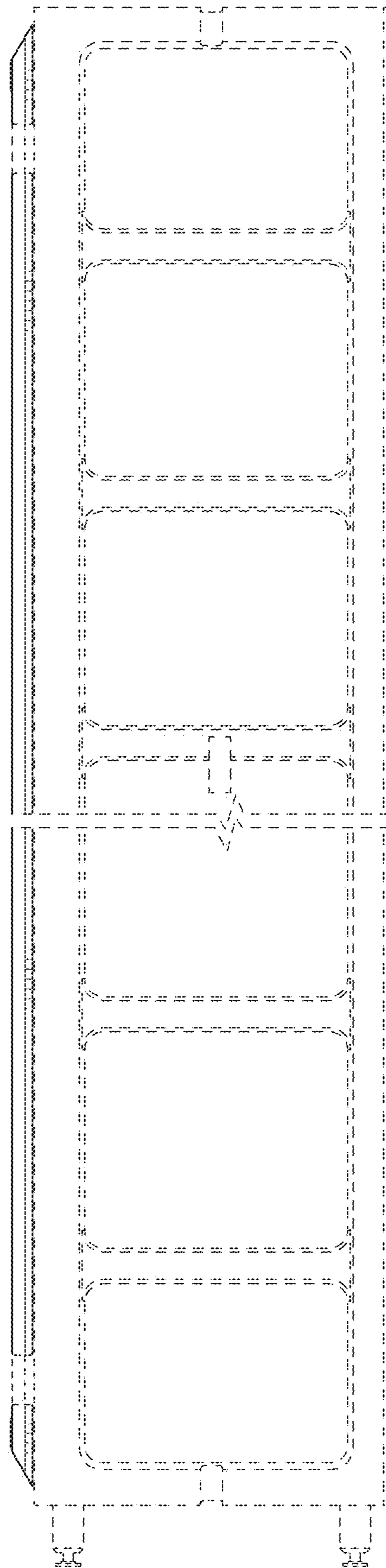


FIG. 4

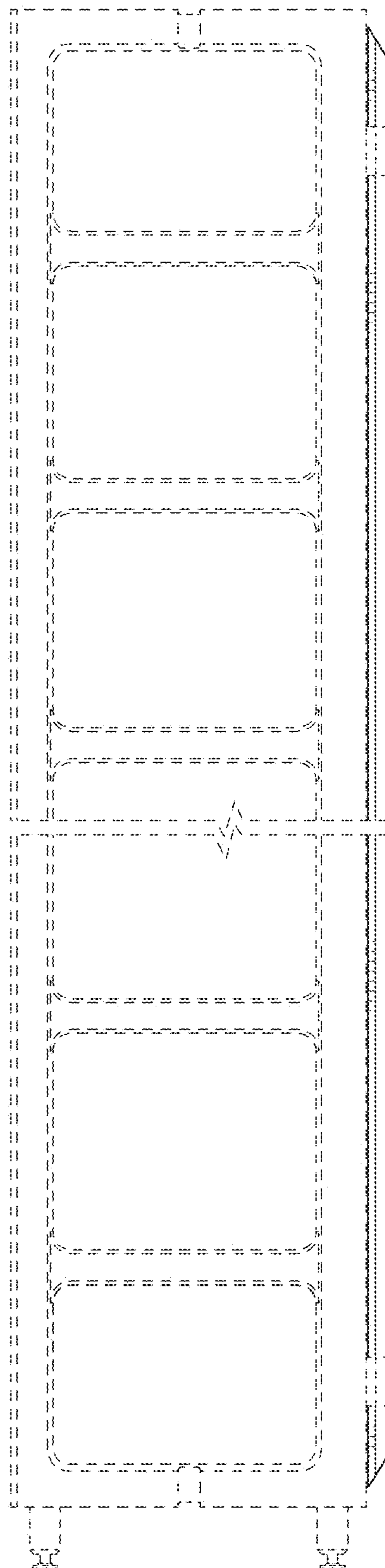


FIG. 5

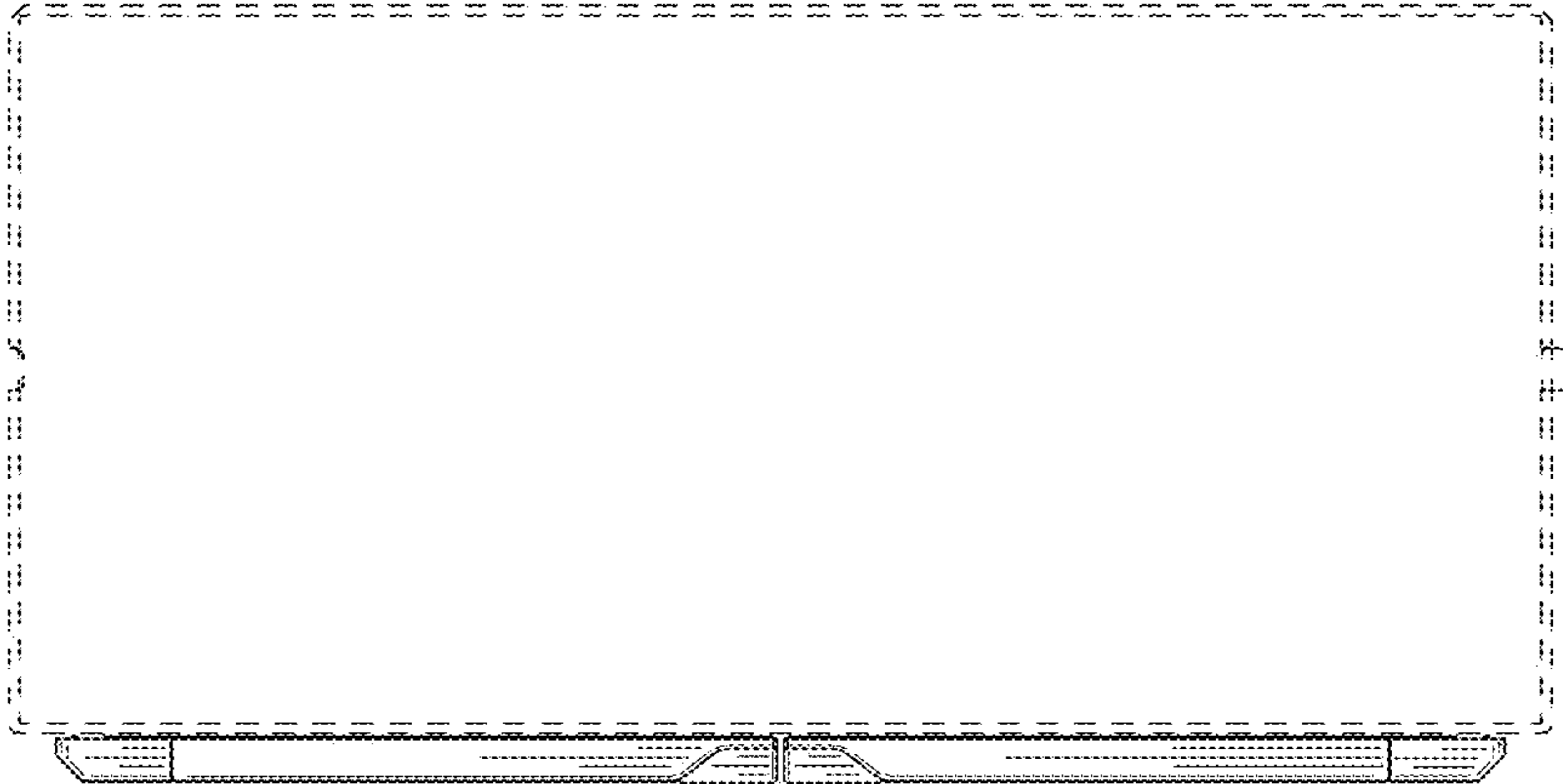


FIG. 6

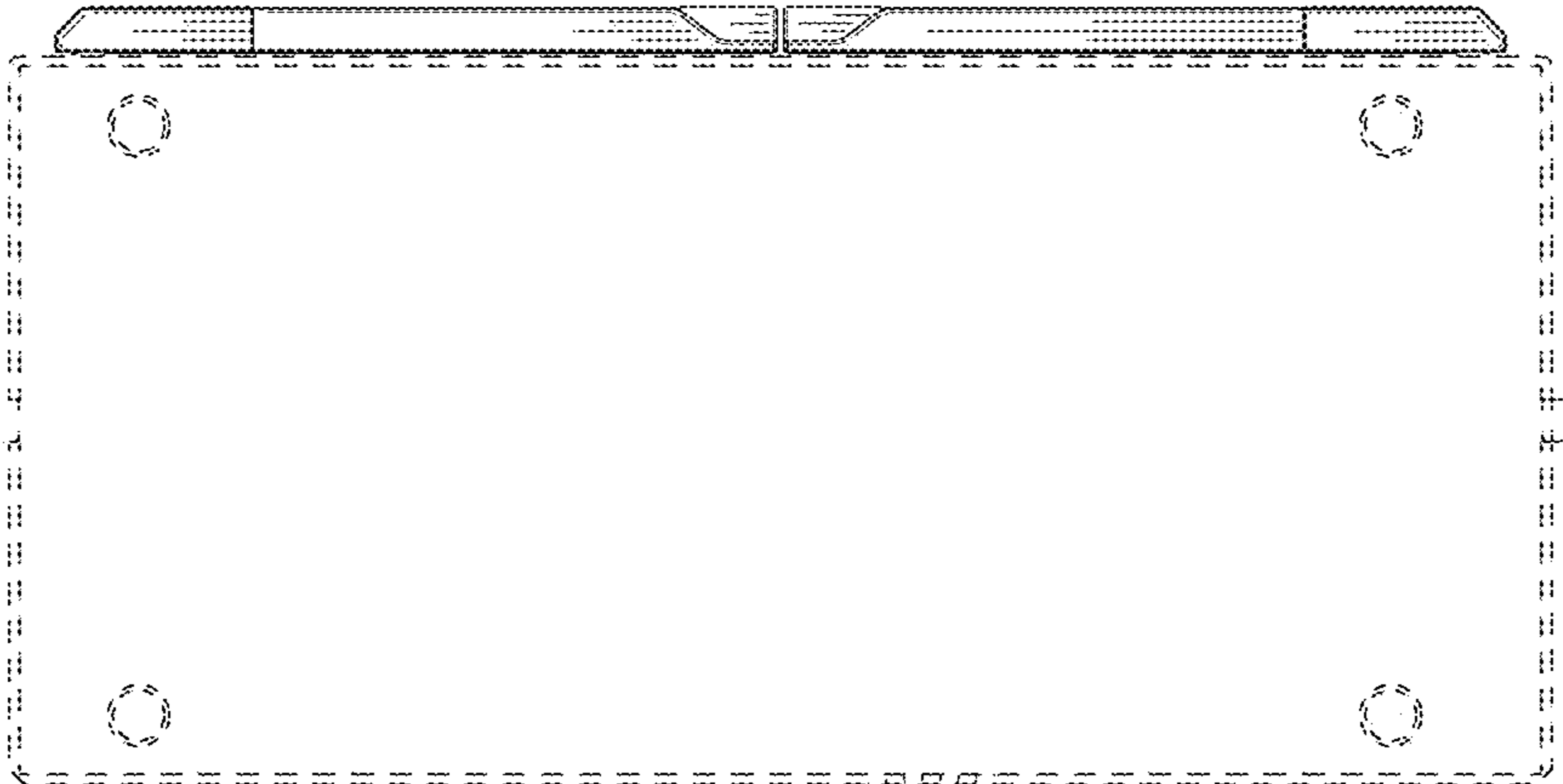


FIG. 7