



US00D904073S

(12) **United States Design Patent** (10) **Patent No.:** **US D904,073 S**
Zeilinger et al. (45) **Date of Patent:** **** Dec. 8, 2020**

(54) **PATIENT SUPPORT COVER**

A47G 9/083; A47G 9/086; A47G 9/04;
A47G 2009/0276; A47G 9/0292

(71) Applicant: **Stryker Corporation**, Kalamazoo, MI (US)

See application file for complete search history.

(72) Inventors: **Todd Zeilinger**, Holland, MI (US); **Kent Douglas Pilcher**, Holland, MI (US); **Stephen F. Peters**, Hickory Corners, MI (US); **Michael T. Brubaker**, Portage, MI (US); **Manikantan Seshadrinathan**, Harayana (IN); **David Allen Dunlap**, Portage, MI (US); **Patrick Lafleche**, Kalamazoo, MI (US)

(56) **References Cited**

U.S. PATENT DOCUMENTS

D332,175 S * 1/1993 Beplate D3/213
D342,838 S * 1/1994 Peterson 5/656

(Continued)

OTHER PUBLICATIONS

IsoFlex LAL, video dated Apr. 14, 2016, [online], [site visited Jan. 14, 2019]. Available on YouTube, <URL: <https://www.youtube.com/watch?v=1f2lKazZAnl>> (Year: 2016).*

(Continued)

Primary Examiner — Sanjeev Paul

(74) *Attorney, Agent, or Firm* — Warner Norcross + Judd LLP

(73) Assignee: **Stryker Corporation**, Kalamazoo, MI (US)

(**) Term: **15 Years**

(21) Appl. No.: **29/721,328**

(22) Filed: **Jan. 20, 2020**

(57) **CLAIM**

The ornamental design for the patient support cover, as shown and described.

Related U.S. Application Data

(63) Continuation of application No. 29/621,469, filed on Oct. 9, 2017, now abandoned, which is a continuation (Continued)

DESCRIPTION

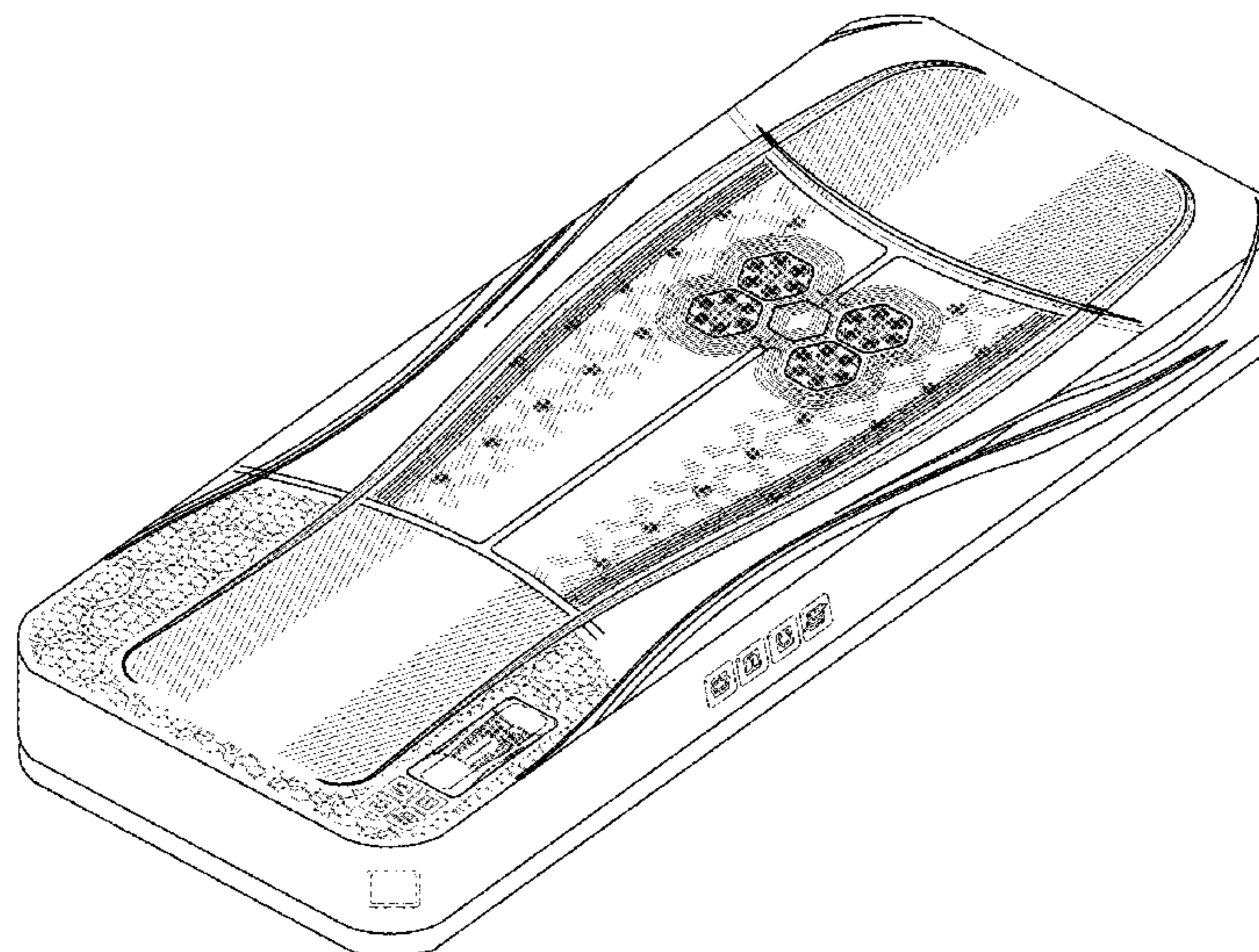
(51) **LOC (12) Cl.** **06-09**

(52) **U.S. Cl.**
USPC **D6/596**

(58) **Field of Classification Search**
USPC D6/582–583, 587–592, 595–609, D6/617–622; D2/719; D24/183–184, D24/234
CPC A47G 9/00; A47G 2009/001; A47G 2009/002; A47G 2009/003; A47G 2009/005; A47G 9/02; A47G 9/0207; A47G 9/0215; A47G 9/0223; A47G 9/023; A47G 9/0238; A47G 9/0246; A47G 9/0253; A47G 9/0261; A47G 9/06; A47G 9/062; A47G 9/066; A47G 9/08;

FIG. 1 is a perspective view of the patient support cover of the present invention;
FIG. 2 is a top plan view thereof;
FIG. 3 is a right side elevation view thereof;
FIG. 4 is an end view thereof
FIG. 5 is a bottom plan view thereof;
FIG. 6 is a second end view thereof; and,
FIG. 7 is left side elevation view thereof.
The dashed (broken) lines shown in the drawings are included for the purpose of illustrating unclaimed portions of the patient support cover and form no part of the claimed design.

1 Claim, 3 Drawing Sheets



Related U.S. Application Data

of application No. 14/472,697, filed on Aug. 29, 2014,
now Pat. No. 9,782,312.

(56)

References Cited

U.S. PATENT DOCUMENTS

D348,348 S * 7/1994 Lawson D2/719
D407,671 S * 4/1999 Muhanna D12/128
5,901,389 A * 5/1999 Manner A47G 9/02
5/482
D463,702 S * 10/2002 Ku D6/604
D463,703 S * 10/2002 Song D6/604
6,490,741 B1 * 12/2002 Wheeler A47G 9/02
5/494
7,003,826 B1 * 2/2006 Kinsman A47G 9/02
5/482
D620,740 S * 8/2010 Black D6/603
D659,459 S * 5/2012 Jung D6/605
D707,982 S * 7/2014 Chin D6/601
D752,358 S * 3/2016 Pribyl D6/595
D776,960 S * 1/2017 Suzuki D6/605
9,538,854 B1 * 1/2017 Jackson A47G 9/0246

D778,639 S * 2/2017 Rawls-Meehan D6/605
D783,314 S * 4/2017 Christmas D6/605
D787,234 S * 5/2017 Szpyt D6/605
D806,442 S * 1/2018 Alletto, Jr. D6/602
D834,198 S * 11/2018 Shi D24/183
D837,986 S * 1/2019 Khubani D24/190
D888,964 S * 6/2020 Ghodsi D24/184
2012/0167307 A1 * 7/2012 Michael A47C 31/105
5/501
2012/0255120 A1 * 10/2012 Poston A47C 31/105
5/499
2014/0257402 A1 * 9/2014 Barsoum A61G 13/00
606/279
2016/0324342 A1 * 11/2016 Khan A47G 9/0223
2018/0305199 A1 * 10/2018 Pearce B68G 11/04

OTHER PUBLICATIONS

Stryker Medical | Isolibrium Support Surface, video dated Jul. 29,
2014, [online], [site visited Jan. 14, 2019]. Available on YouTube,
<URL: <https://www.youtube.com/watch?v=4dqV0UxeDh8>> (Year:
2014).*

* cited by examiner

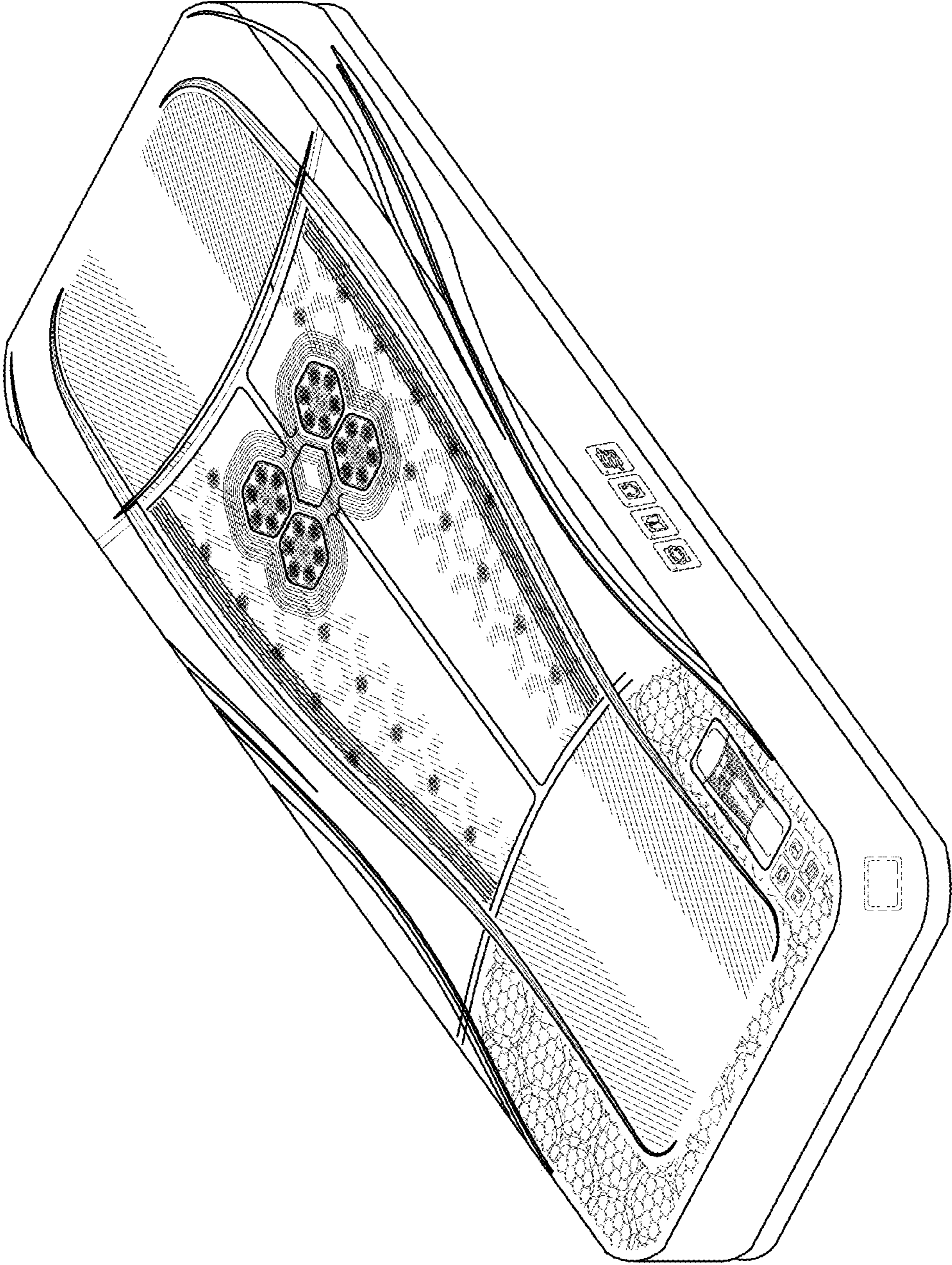


FIG. 1

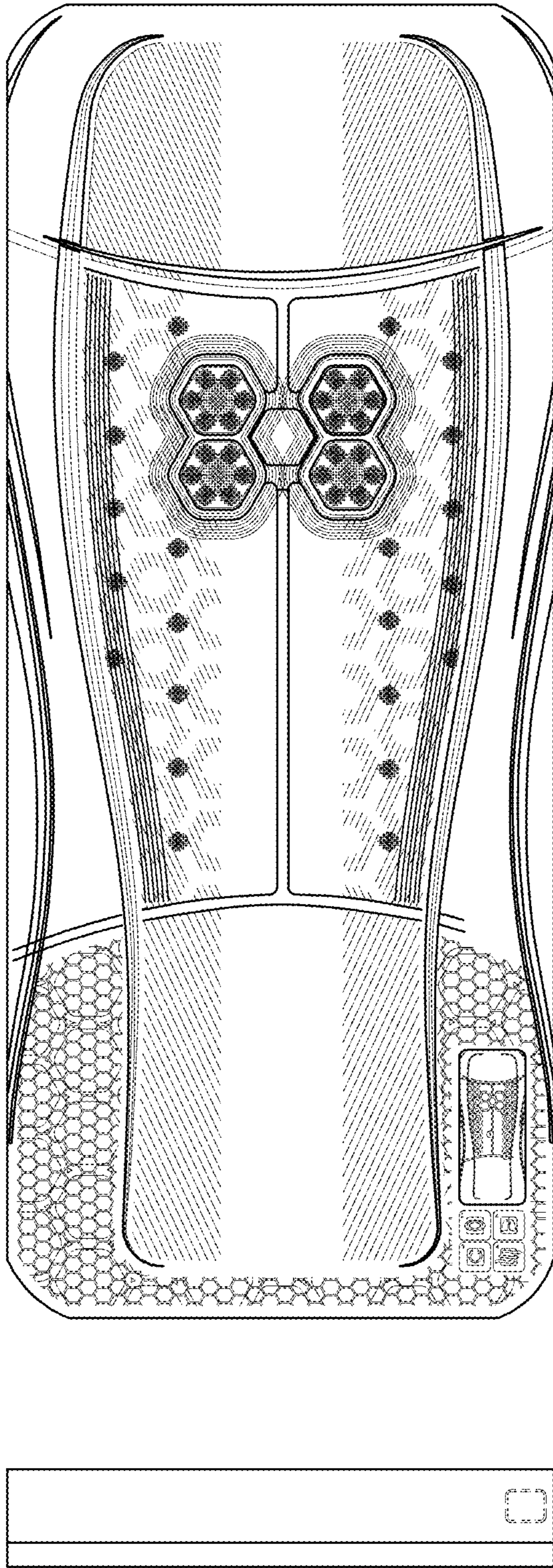


FIG. 4




FIG. 3

FIG. 2




FIG. 7




FIG. 5




FIG. 6