

US00D904068S

(12) **United States Design Patent** (10) **Patent No.:** **US D904,068 S**
Boeltl (45) **Date of Patent:** **** Dec. 8, 2020**

(54) **FOLDED TOWEL DISPENSER**

(71) Applicant: **Acorn Engineering Company**, City of Industry, CA (US)

(72) Inventor: **Darryl M. Boeltl**, Whittier, CA (US)

(73) Assignee: **Acorn Engineering Company**, City of Industry, CA (US)

(**) Term: **15 Years**

(21) Appl. No.: **29/723,100**

(22) Filed: **Feb. 4, 2020**

Related U.S. Application Data

(62) Division of application No. 29/662,439, filed on Sep. 5, 2018, now Pat. No. Des. 885,789.

(51) **LOC (12) Cl.** **23-02**

(52) **U.S. Cl.**
USPC **D6/522**

(58) **Field of Classification Search**

USPC D6/515-523, 545; 211/13.1, 173, 180, 211/45, 86.01, 87.02, 87.01; 248/309.1, 248/309.2, 904; 242/570, 590; 206/225, 206/233, 389, 391, 77.1; 221/26, 33, 221/282, 283, 14, 92, 105; 222/173, 180, 222/281-282; D7/631; D9/734, 418
CPC A47K 10/424; A47K 10/42; A47K 10/24
See application file for complete search history.

(56) **References Cited**

U.S. PATENT DOCUMENTS

D176,806 S	1/1956	McCants	
D252,434 S *	7/1979	Wright	D6/515
D281,213 S *	11/1985	James	D6/515
4,767,022 A	8/1988	Oldorf	
D309,224 S *	7/1990	Rabin	D6/515
D317,384 S	6/1991	Powell	

(Continued)

Primary Examiner — Nathan M Johnston

(74) *Attorney, Agent, or Firm* — Eric J. Sosenko; Jonathan P. O'Brien; Honigman LLP

(57) **CLAIM**

The ornamental design for a folded towel dispenser, as shown and described.

DESCRIPTION

FIG. 1 is a perspective view of a first embodiment of a folded towel dispenser according to my new design;

FIG. 2 is a front view of the folded towel dispenser seen in FIG. 1;

FIG. 3 is a rear view of the folded towel dispenser seen in FIG. 1;

FIG. 4 is a left side view of the folded towel dispenser seen in FIG. 1, the right side view being a mirror image of the same;

FIG. 5 is a top view of the folded towel dispenser seen in FIG. 1;

FIG. 6 is a bottom view of the folded towel dispenser seen in FIG. 1;

FIG. 7 is a perspective view of a second embodiment of a folded towel dispenser according to my new design;

FIG. 8 is a front view of the folded towel dispenser seen in FIG. 7;

FIG. 9 is a rear view of the folded towel dispenser seen in FIG. 7;

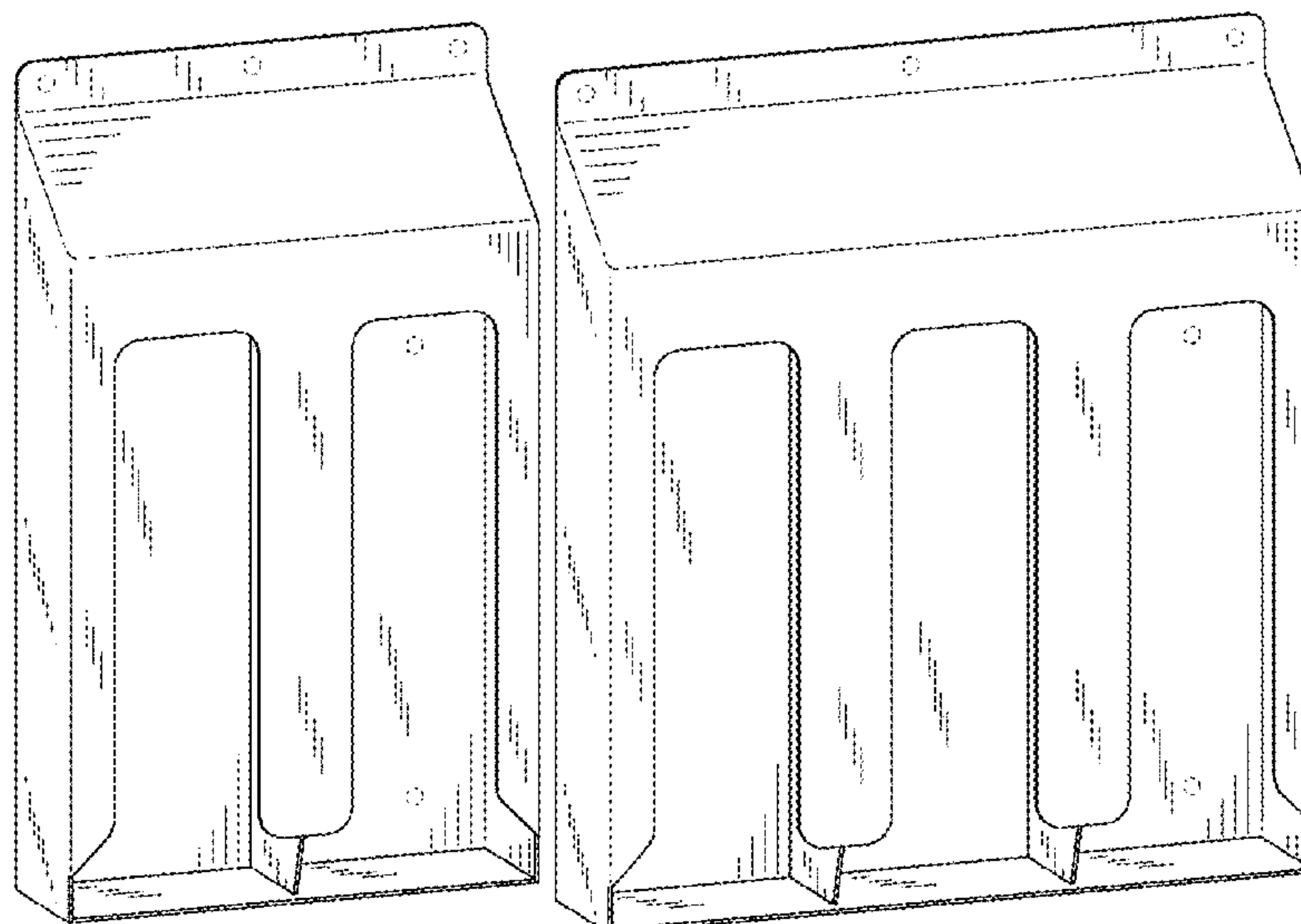
FIG. 10 is a left side view of the folded towel dispenser seen in FIG. 7, the right side view being a mirror image of the same;

FIG. 11 is a top view of the folded towel dispenser seen in FIG. 7; and,

FIG. 12 is a bottom view of the folded towel dispenser seen in FIG. 7.

Broken lines in the figures illustrate portions of the folded towel dispenser that form no part of the claimed design. Shade lines in the figures show contour and not surface ornamentation.

1 Claim, 10 Drawing Sheets



(56)

References Cited

U.S. PATENT DOCUMENTS

D321,647 S 11/1991 Oldorf
 D322,905 S 1/1992 Decker
 D327,991 S * 7/1992 Oldorf 221/92
 D329,159 S * 9/1992 Oldorf 221/92
 D329,343 S * 9/1992 Oldorf 221/92
 5,201,414 A * 4/1993 Kaszubinski G11B 33/0472
 206/308.1
 D359,641 S * 6/1995 Kwan D6/515
 D381,538 S 7/1997 Smith
 D382,572 S 8/1997 Greenway et al.
 5,695,065 A 12/1997 Kennedy et al.
 D402,838 S * 12/1998 Sherbet D6/515
 D426,041 S 5/2000 Boghossian
 6,334,544 B1 1/2002 Christensen et al.
 D475,227 S 6/2003 Clarke
 D478,737 S * 8/2003 Sparkowski D6/518
 D482,915 S 12/2003 Yang et al.

D508,354 S 8/2005 D'Agostino
 D511,429 S 11/2005 Lor
 D546,605 S 7/2007 Wolfson
 D551,000 S 9/2007 Romano
 D551,008 S 9/2007 Hidalgo
 D576,434 S 9/2008 Wolfson et al.
 D576,824 S 9/2008 Eksrom
 D627,181 S 11/2010 Lehr et al.
 8,025,181 B1 * 9/2011 Horn G07F 13/10
 221/226
 D690,958 S 10/2013 Orton
 D727,056 S 4/2015 Frankel
 D779,852 S 2/2017 Covert et al.
 D811,771 S * 3/2018 Wallace D6/545
 2007/0045333 A1 3/2007 Mitchell et al.
 2009/0272756 A1 * 11/2009 Hackney A47F 5/112
 221/154
 2015/0327734 A1 11/2015 Denis et al.
 2017/0354984 A1 12/2017 Beal

* cited by examiner

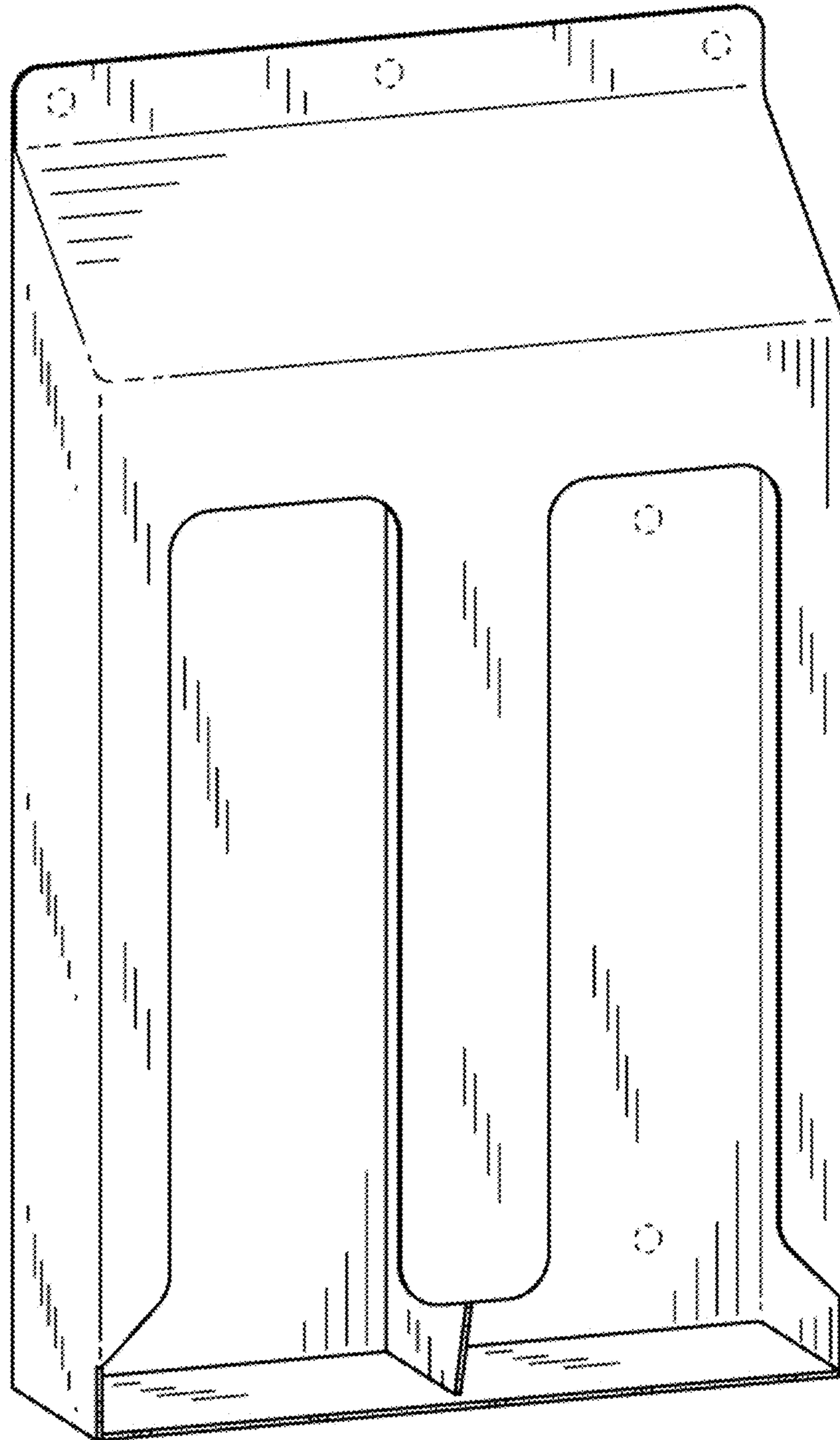


FIG. 1

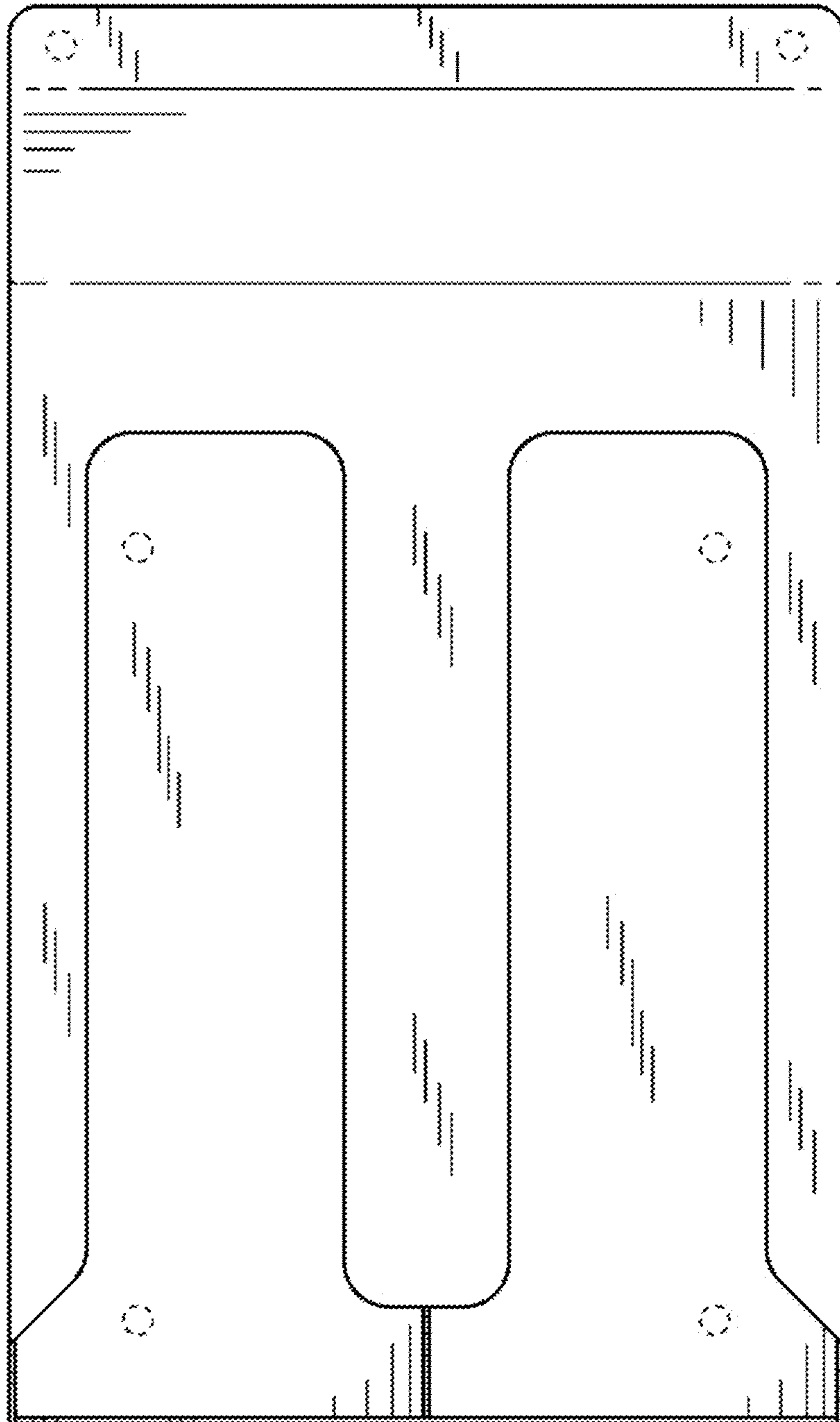


FIG. 2

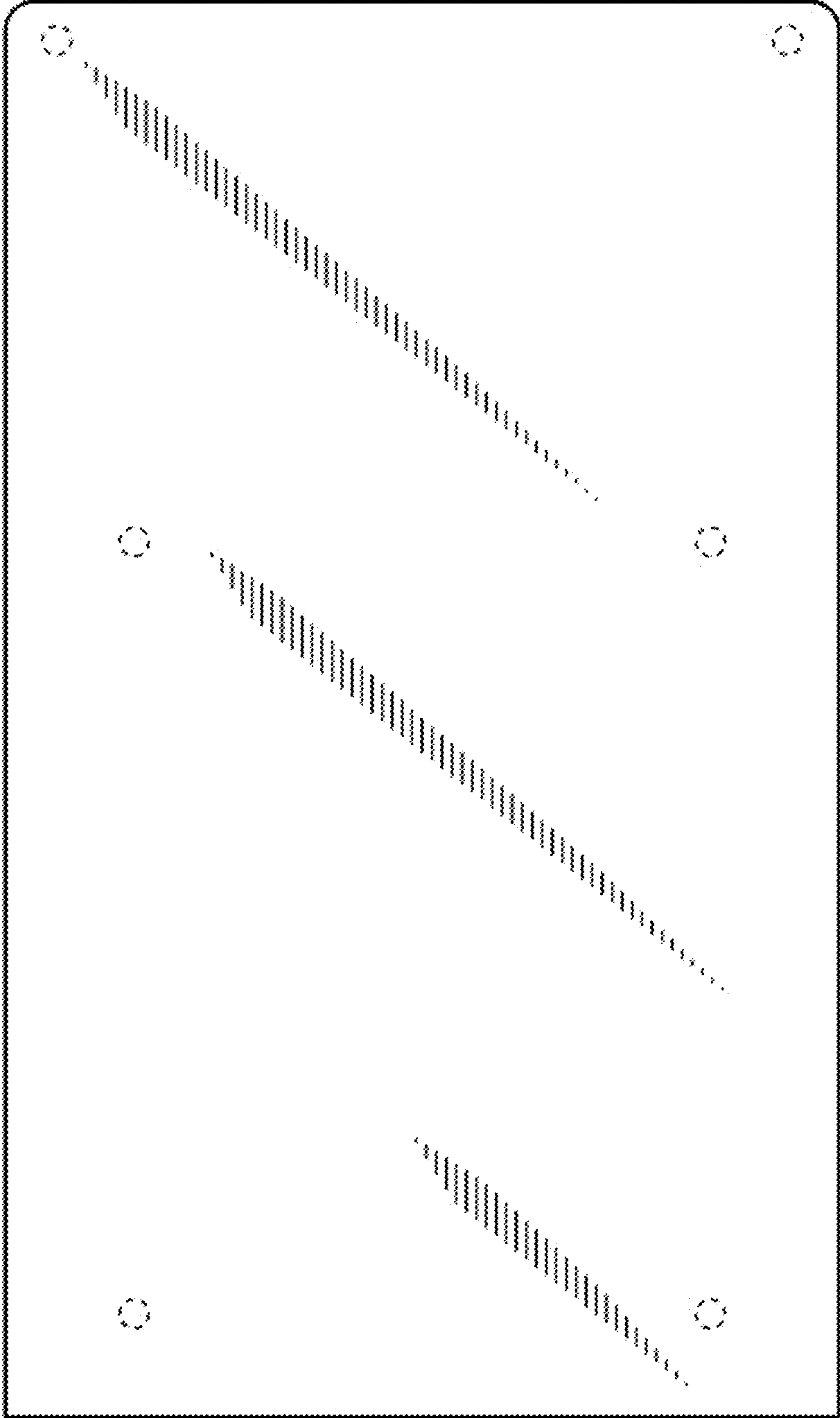


FIG. 3




FIG. 4



FIG. 5




FIG. 6

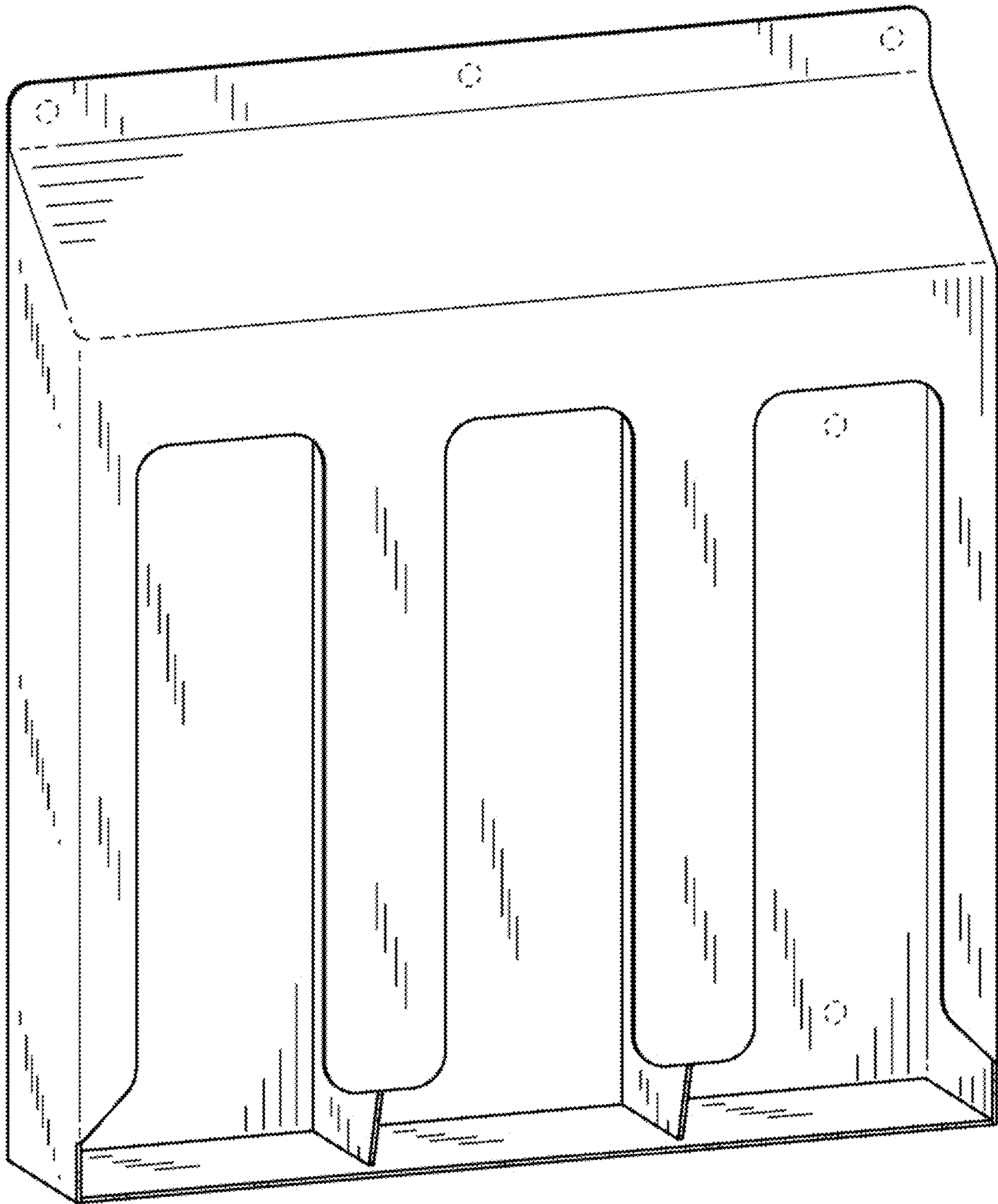


FIG. 7

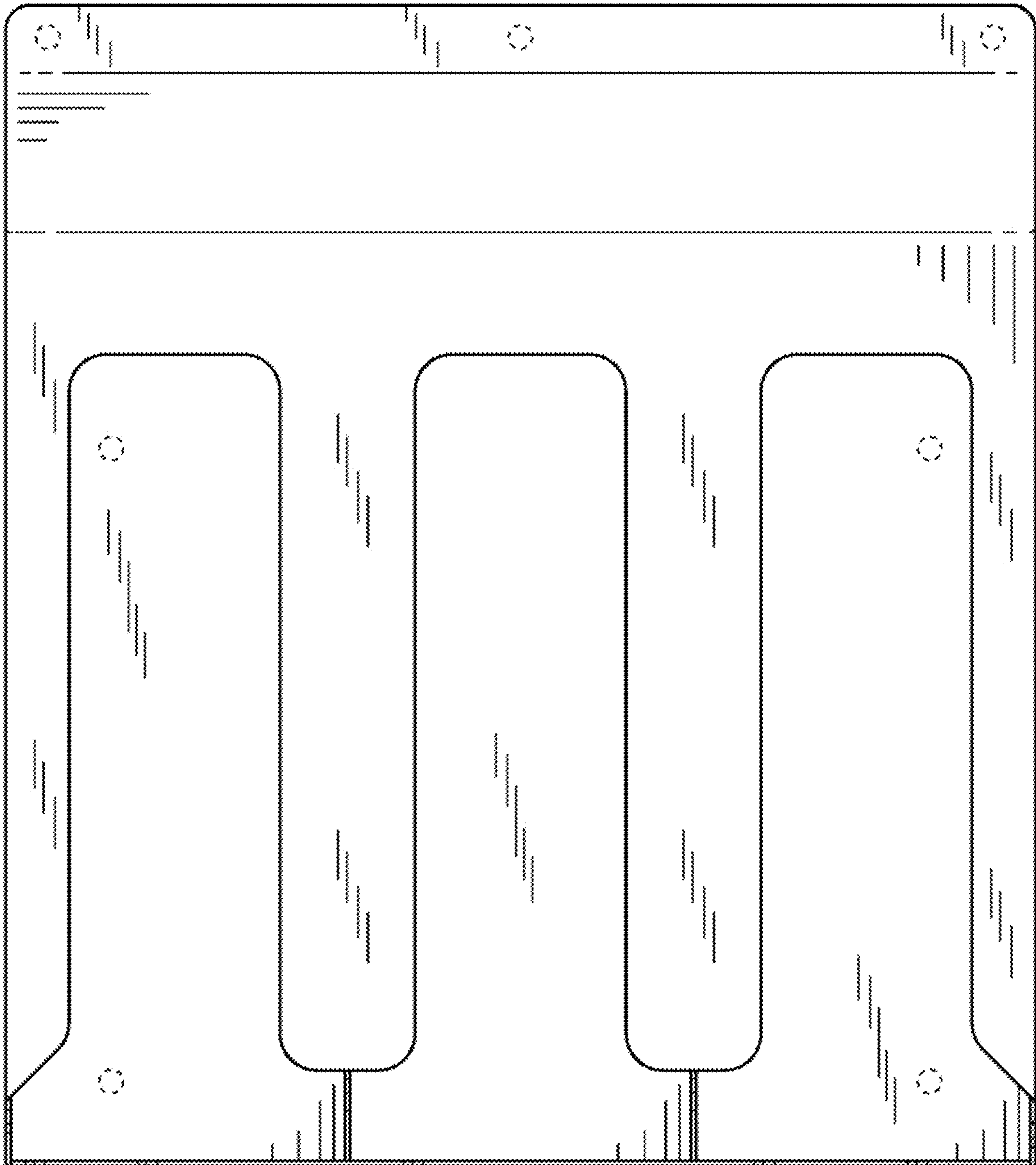


FIG. 8




FIG. 9




FIG. 10



FIG. 11



FIG. 12