



US00D904064S

(12) **United States Design Patent**
Hall

(10) **Patent No.:** **US D904,064 S**

(45) **Date of Patent:** **** Dec. 8, 2020**

(54) **CHAIR**

(71) Applicant: **Evan Hall**, St Paul, MN (US)

(72) Inventor: **Evan Hall**, St Paul, MN (US)

(73) Assignee: **Evan Hall**, Saint Paul, MN (US)

(**) Term: **15 Years**

(21) Appl. No.: **29/674,852**

(22) Filed: **Dec. 26, 2018**

(51) **LOC (12) Cl.** **06-01**

(52) **U.S. Cl.**
USPC **D6/377; D6/375**

(58) **Field of Classification Search**

USPC D6/334-336, 358, 371, 372, 373, 374,
D6/375, 376, 379, 716, 716.1, 716.4, 377

CPC A47C 3/04; A47C 3/12; A47C 4/02; A47C
4/028; A47C 4/03; A47C 5/06; A47C
5/10; A47C 5/12; A47C 7/16

See application file for complete search history.

(56) **References Cited**

U.S. PATENT DOCUMENTS

D170,791 S * 11/1953 Bertoia D6/375
2,745,468 A * 5/1956 Kramer A47C 5/06
297/285

D193,708 S * 10/1962 Keown D6/375
D244,811 S * 6/1977 Sternfield D6/375
D307,221 S * 4/1990 Mudge D6/716
D595,516 S * 7/2009 Zawitz D6/372
D772,594 S * 11/2016 Fukasawa D6/375
D888,455 S * 6/2020 Xu D6/375

* cited by examiner

Primary Examiner — Mimososa De



(57) **CLAIM**

I claim the ornamental design for a chair, as shown and described.

DESCRIPTION

FIG. 1 is a front perspective view of a chair showing my design;
FIG. 2 is a rear perspective view thereof;
FIG. 3 is a front elevation view thereof;
FIG. 4 is a rear elevation view thereof;
FIG. 5 is a side elevation view thereof;
FIG. 6 is a side elevation view thereof;
FIG. 7 is a top plan view thereof; and,
FIG. 8 is a bottom plan view thereof.

1 Claim, 4 Drawing Sheets






Fig. 1




Fig. 2




Fig. 3




Fig. 4

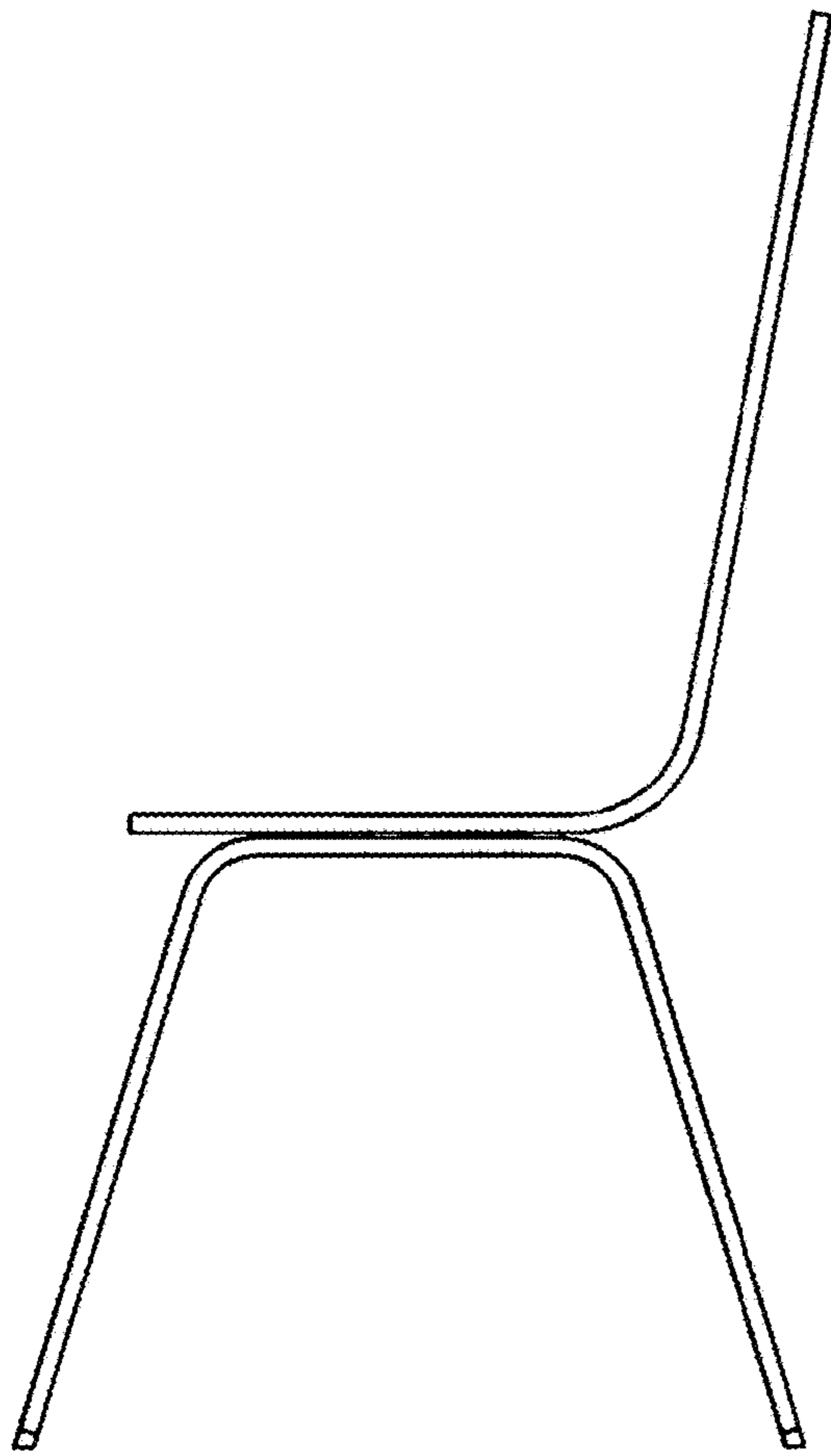


Fig. 5

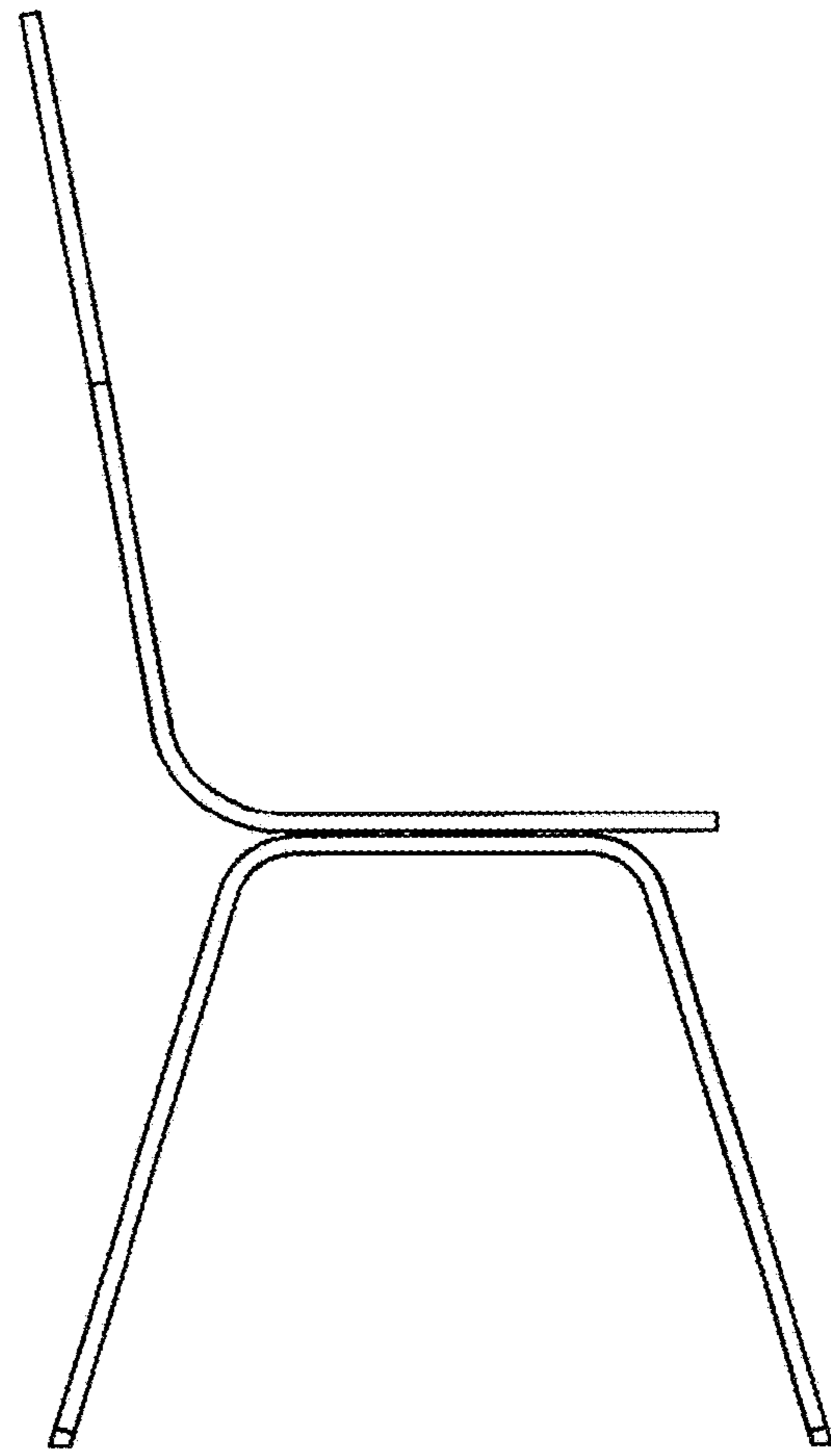


Fig. 6

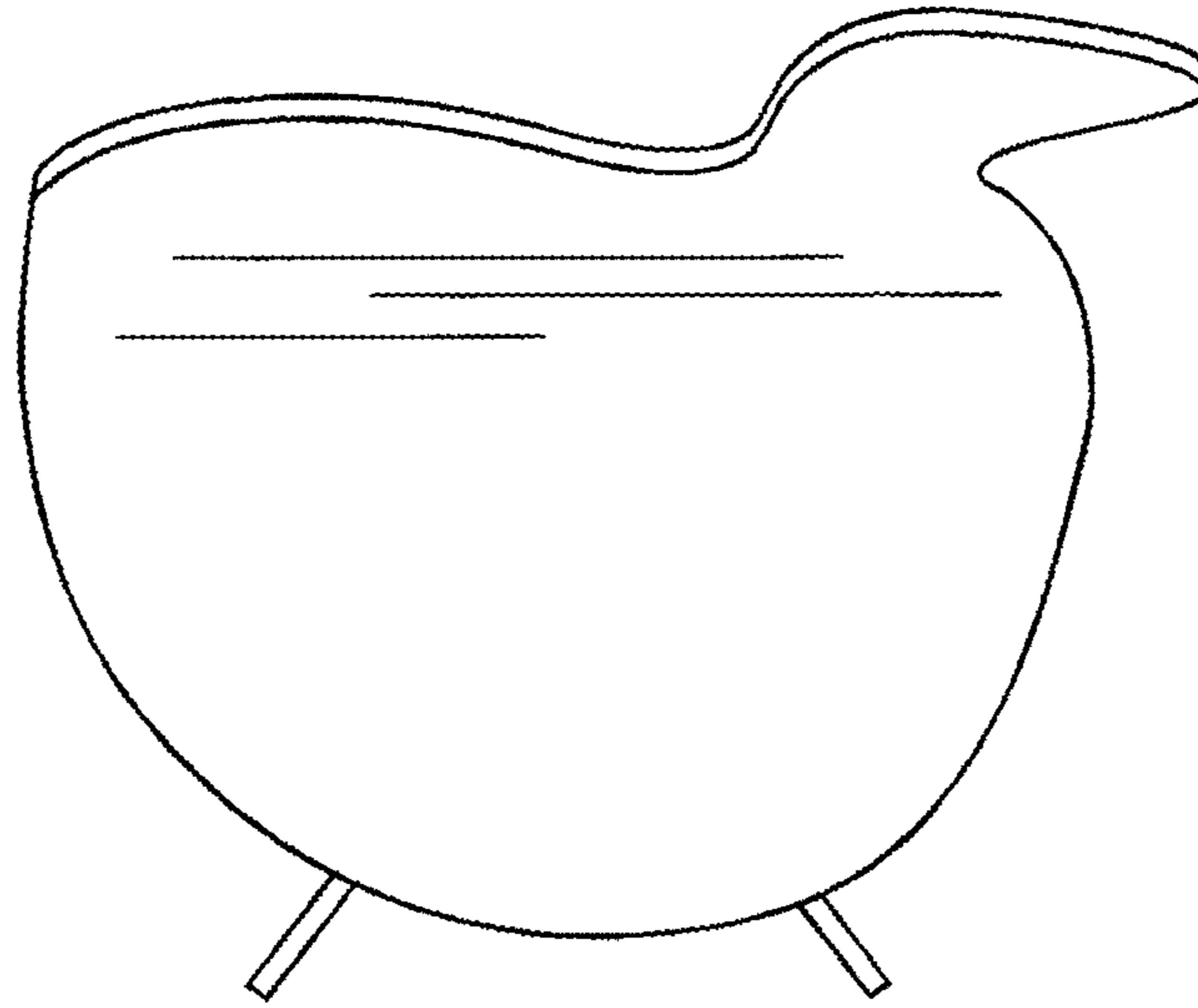


Fig. 7

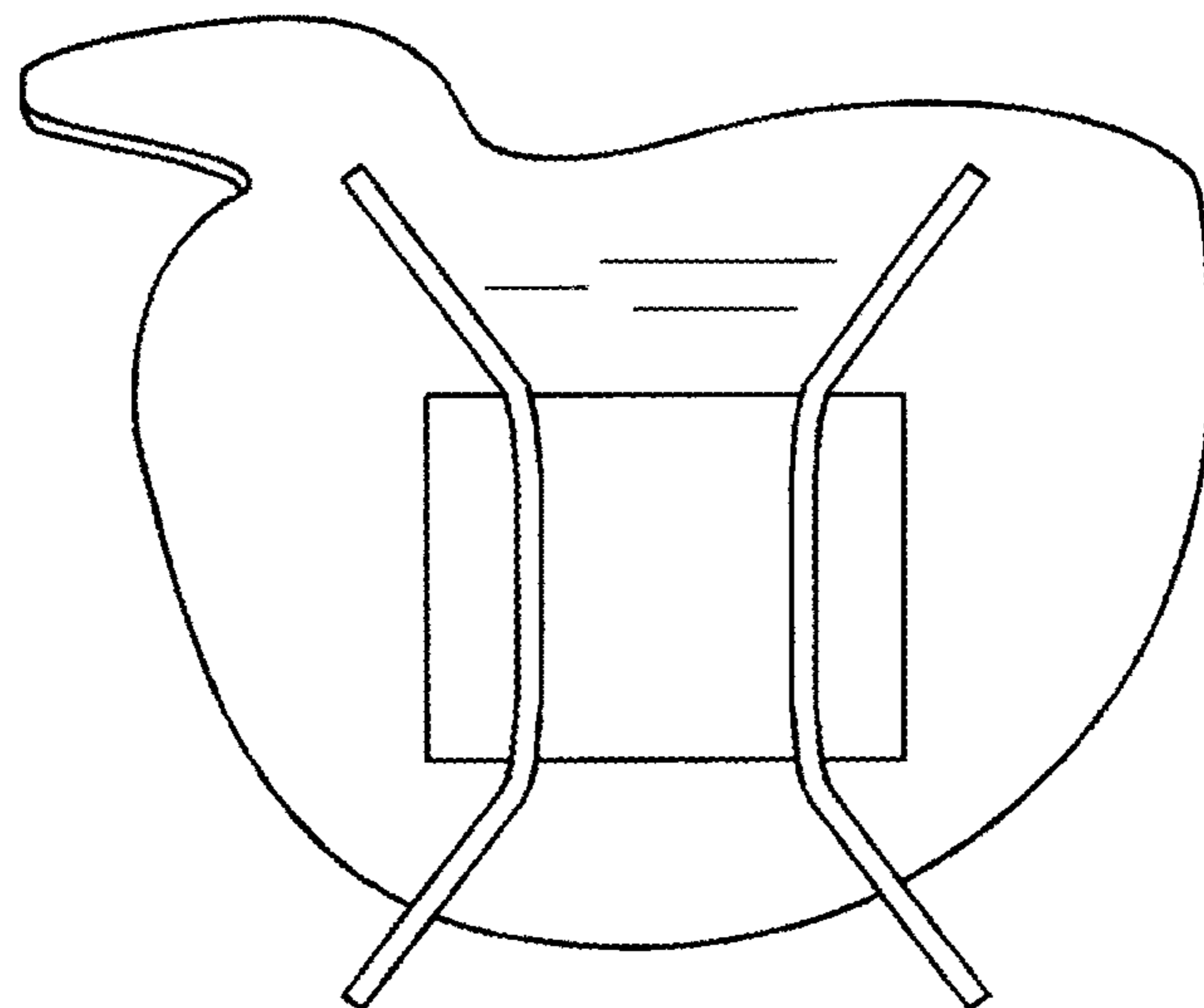


Fig. 8