



US00D904062S

(12) **United States Design Patent** (10) **Patent No.:** **US D904,062 S**
Aisslinger (45) **Date of Patent:** **** Dec. 8, 2020**

(54) **LOUNGE CHAIR**
(71) Applicant: **DEDON, GmbH**, Lüneburg (DE)
(72) Inventor: **Werner Aisslinger**, Berlin (DE)
(73) Assignee: **DEDON GmbH**, Lüneburg (DE)
(**) Term: **15 Years**
(21) Appl. No.: **29/732,287**
(22) Filed: **Apr. 23, 2020**

D416,699 S * 11/1999 Schwartz D6/369
D422,423 S * 4/2000 Lin D6/369
D512,233 S * 12/2005 Bongaerts D6/369
D596,869 S * 7/2009 Massaud D6/369
D607,222 S * 1/2010 Bassam D6/369
D755,551 S * 5/2016 Akkad D6/716
D766,004 S * 9/2016 Galiotto D6/369
D774,793 S * 12/2016 Cazzaniga D6/369
D774,794 S * 12/2016 Cazzaniga D6/369
D776,446 S * 1/2017 Brandstatter D6/369
D836,356 S * 12/2018 Yoshioka D6/369
D840,703 S * 2/2019 Galiotto D6/369
D842,017 S * 3/2019 Herkner D6/716
D853,140 S * 7/2019 Pushelberg D6/369
D864,604 S * 10/2019 Foersom D6/369

Related U.S. Application Data

(62) Division of application No. 29/674,280, filed on Dec. 20, 2018.
(51) **LOC (12) Cl.** **06-01**
(52) **U.S. Cl.**
USPC **D6/369**
(58) **Field of Classification Search**
USPC D6/334, 360, 361, 362, 364, 368, 369,
D6/370, 371, 377, 336, 358, 375, 376,
D6/381; D30/118; D5/47
CPC A47C 1/026; A47C 1/032; A47C 1/143;
A47C 1/146; A47C 4/02; A47C 4/12;
A47C 4/46; A47C 5/06; A47C 5/10;
A47C 5/125; A47C 7/40; A47C 15/006;
A47C 17/162; A47C 17/1753; A47C
20/04; A47C 20/08; A47C 23/24; A47C
31/11; Y10S 297/90
See application file for complete search history.

* cited by examiner

Primary Examiner — Kevin K Rudzinski
Assistant Examiner — Paul D Bohannon
(74) *Attorney, Agent, or Firm* — MacCord Mason PLLC

(57) **CLAIM**

The ornamental design for a lounge chair, as shown and described.

DESCRIPTION

FIG. 1 is a front perspective view of a lounge chair showing my new design.
FIG. 2 is a front elevation view thereof;
FIG. 3 is a left side elevation view thereof;
FIG. 4 is a right side elevation view thereof;
FIG. 5 is a rear elevation view thereof;
FIG. 6 is a top plan view thereof; and,
FIG. 7 is a bottom plan view thereof.

(56) **References Cited**
U.S. PATENT DOCUMENTS

D184,202 S * 12/1958 Yuen D6/369
D391,090 S * 2/1998 Schwartz D6/369

1 Claim, 7 Drawing Sheets





FIG. 1

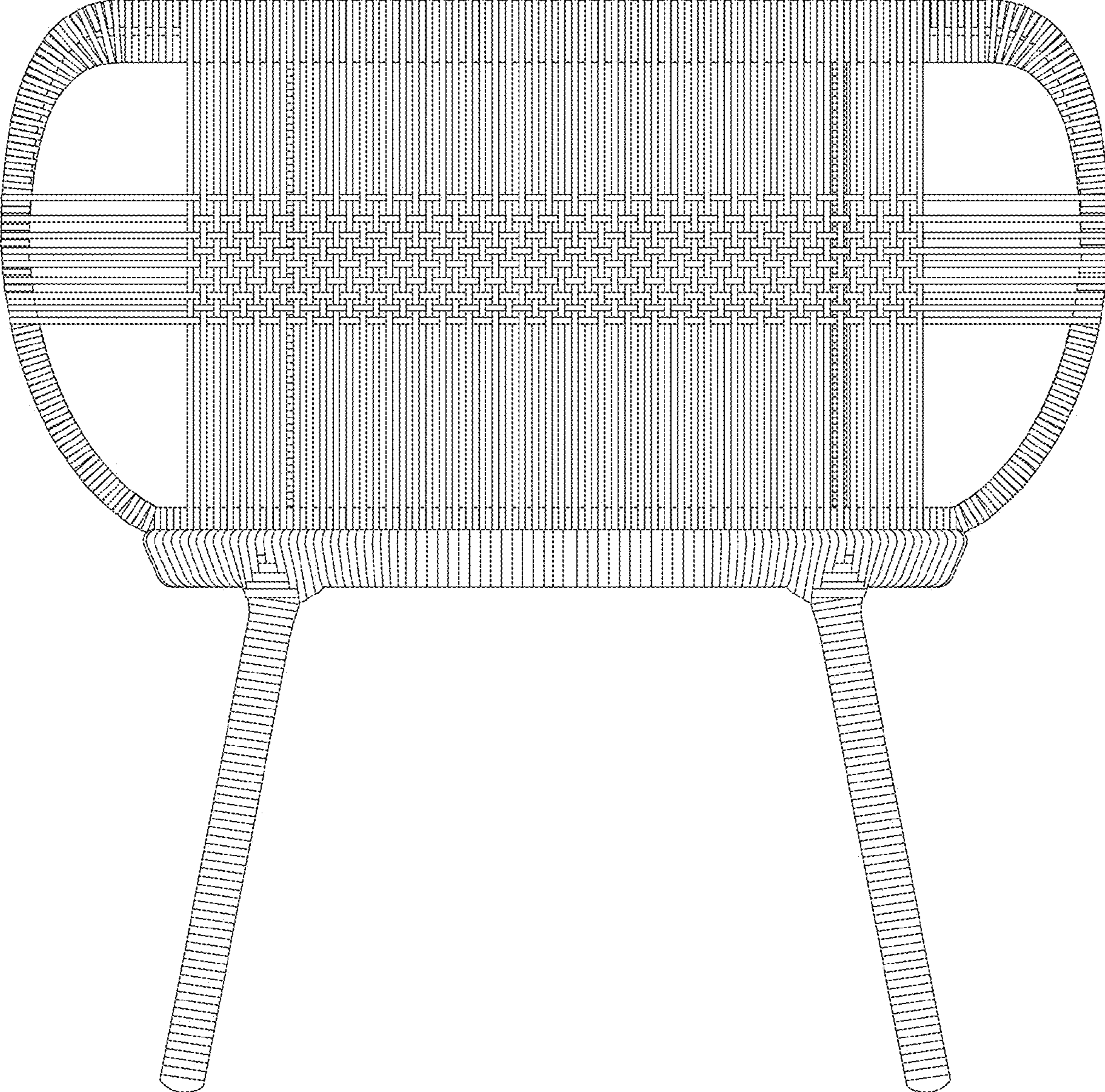


FIG. 2

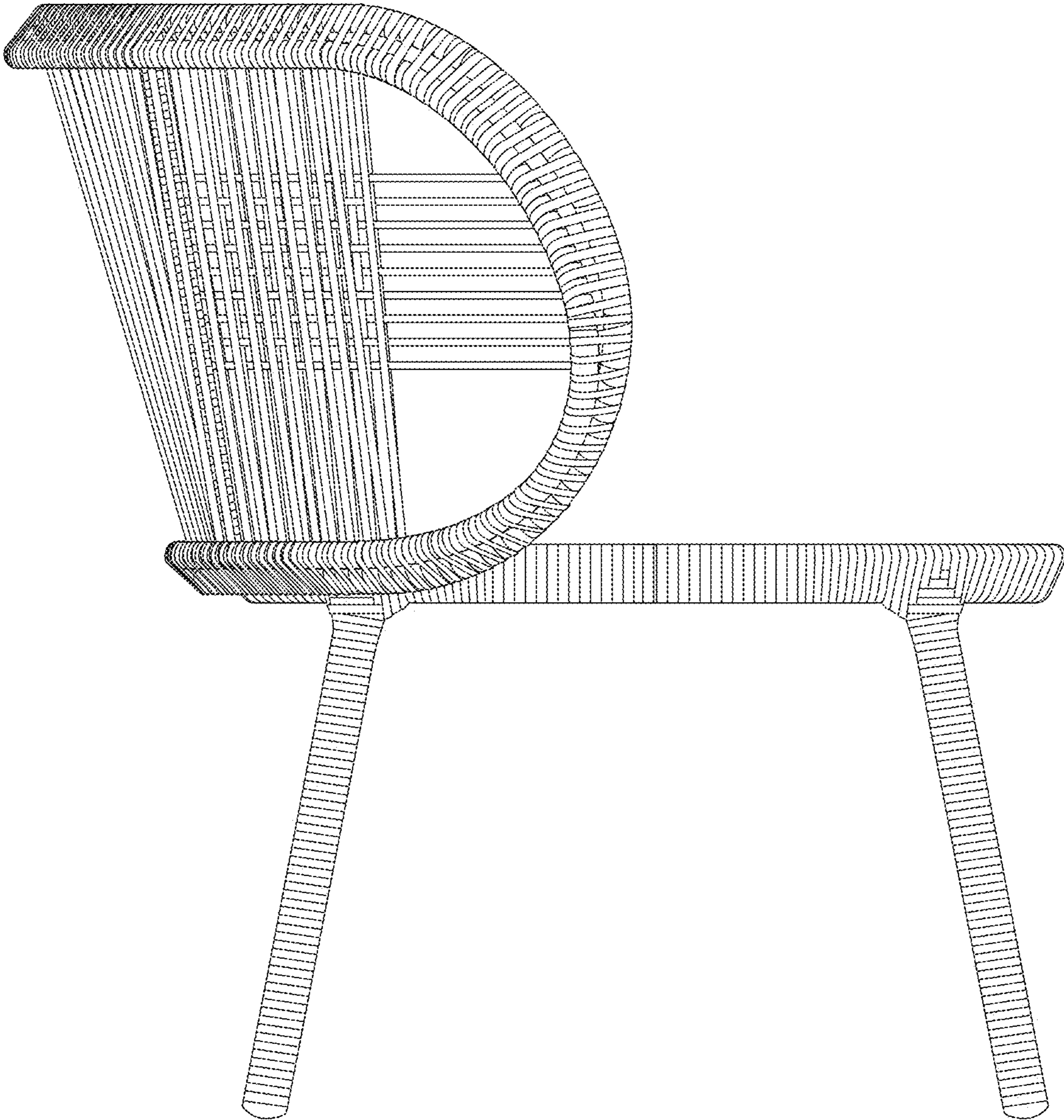


FIG. 3

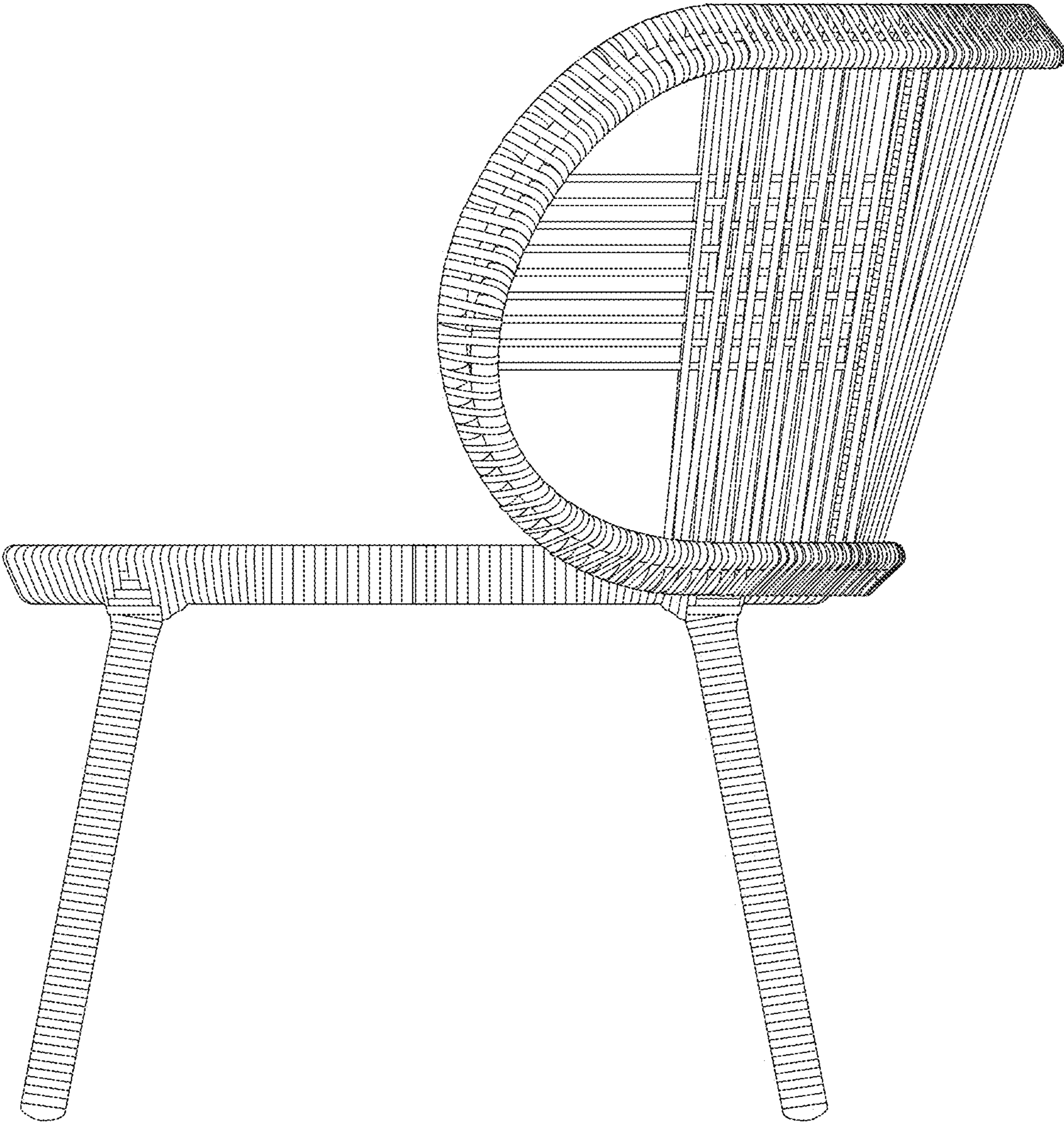


FIG. 4

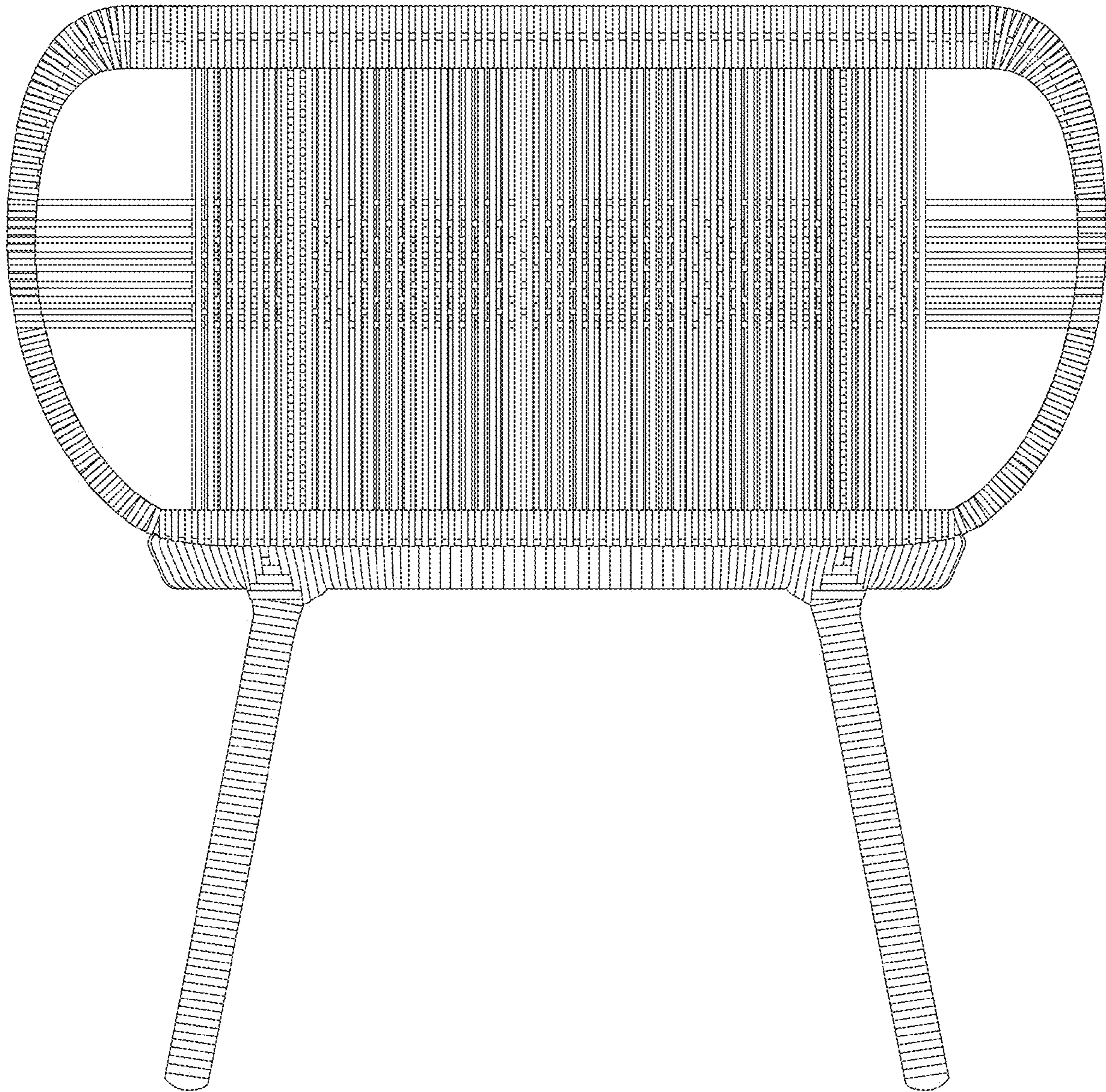


FIG. 5

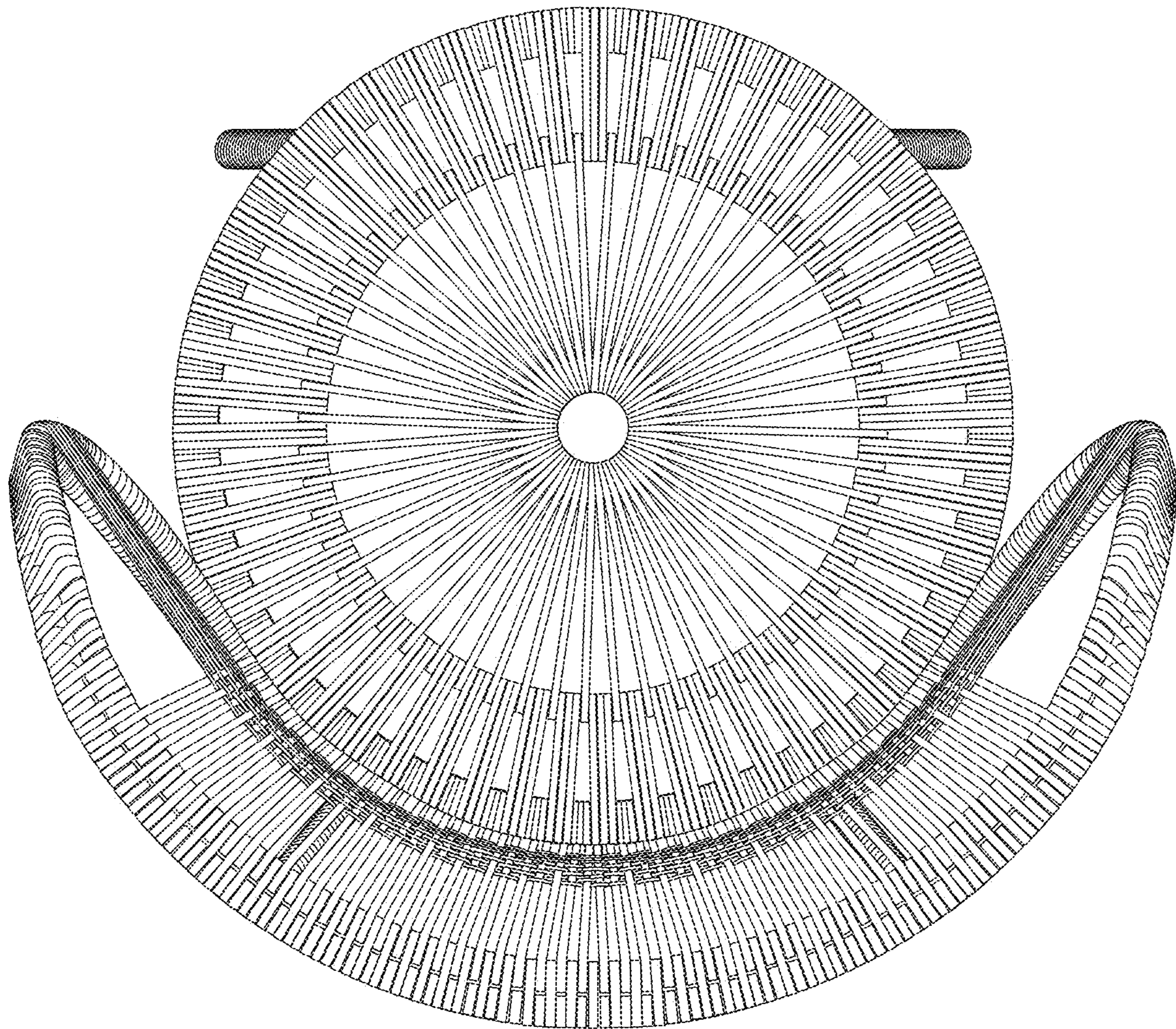


FIG. 6

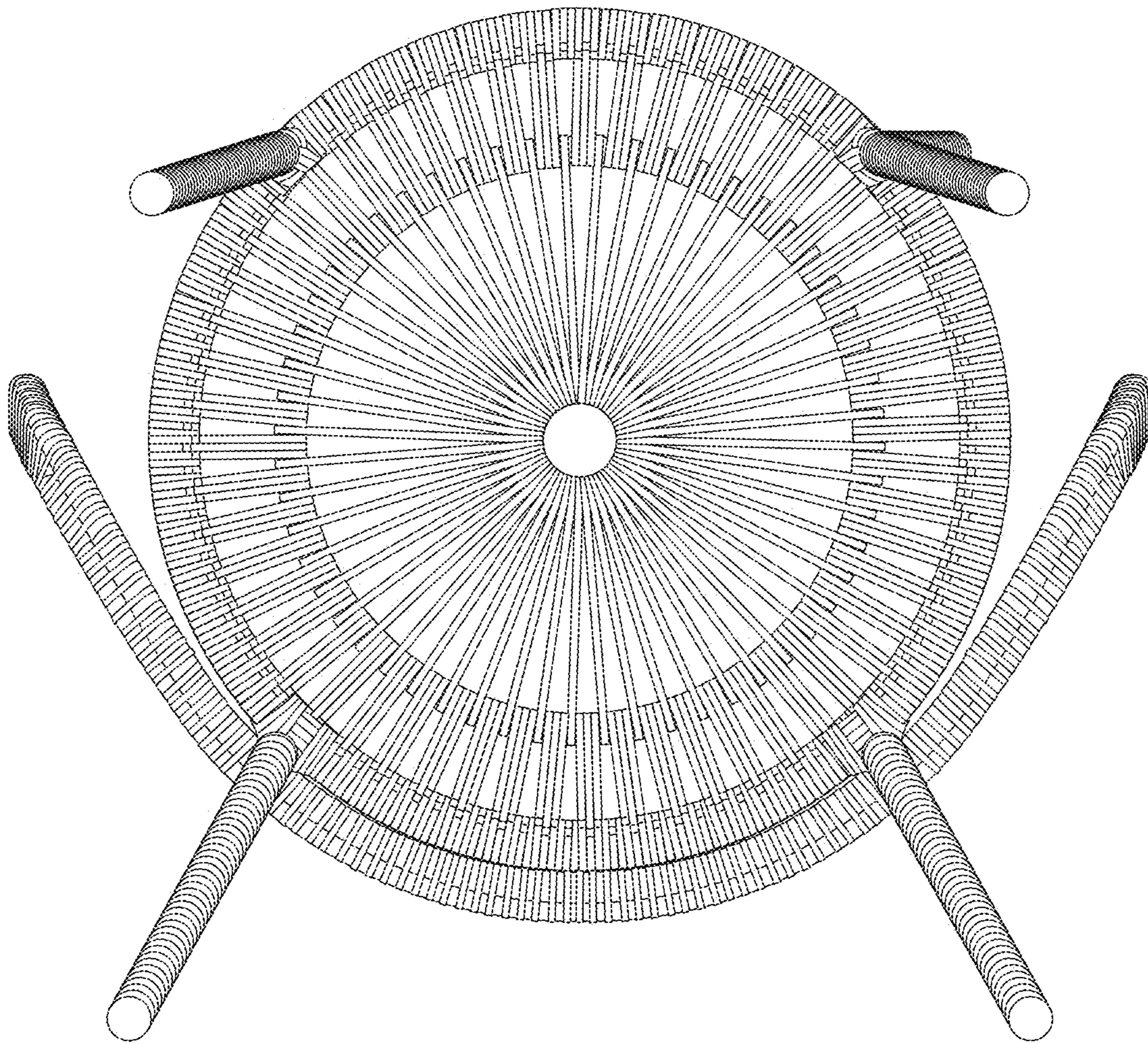


FIG. 7