



US00D904027S

(12) **United States Design Patent**
Kamees et al.

(10) **Patent No.:** **US D904,027 S**

(45) **Date of Patent:** **** Dec. 8, 2020**

(54) **SLIDE BOX**

(71) Applicant: **Heathrow Scientific LLC**, Vernon Hills, IL (US)

(72) Inventors: **Gary Dean Kamees**, Gurnee, IL (US); **Timothy Gerard Driscoll**, Burlington, WI (US); **Brian Paul Schneider**, Crystal Lake, IL (US)

(73) Assignee: **HEATHROW SCIENTIFIC LLC**, Vernon Hills, IL (US)

(**) Term: **15 Years**

(21) Appl. No.: **29/625,848**

(22) Filed: **Nov. 13, 2017**

(51) **LOC (12) Cl.** **03-01**

(52) **U.S. Cl.**
USPC **D3/298**

(58) **Field of Classification Search**
USPC D3/273, 274, 275, 276, 281, 284, 292, D3/294, 295, 296, 297, 298, 299, 905, D3/901, 903, 205, 203.1, 279, 282, 242, D3/301, 302
CPC A45C 5/04; A45C 11/16; A45C 11/00; A45C 5/00

See application file for complete search history.

(56) **References Cited**

U.S. PATENT DOCUMENTS

D190,458 S * 5/1961 Fleming D3/206
D259,524 S * 6/1981 Erdman D27/189
D423,055 S * 4/2000 Demsien D19/81
D450,921 S * 11/2001 Kirkland D19/77

D548,971 S * 8/2007 Lin D3/294
D569,616 S * 5/2008 Lin D3/273
D729,520 S * 5/2015 Koeniger D3/294
D749,846 S * 2/2016 Koeniger D3/294
D753,917 S * 4/2016 Koeniger D3/294
D773,184 S * 12/2016 Ko D3/274
D781,584 S * 3/2017 Kinsky D3/294
D795,874 S * 8/2017 Szeremeta D14/432
D798,597 S * 10/2017 Dietsche D3/294
D805,775 S * 12/2017 Tsai D3/298
D829,213 S * 9/2018 Szeremeta D14/432
D873,017 S * 1/2020 Seibert D3/294
D873,019 S * 1/2020 Seibert D3/294
2004/0144671 A1 * 7/2004 Hallee B25H 3/003
206/373

* cited by examiner

Primary Examiner — Holly E Thurman

(74) *Attorney, Agent, or Firm* — Michael Best & Friedrich LLP

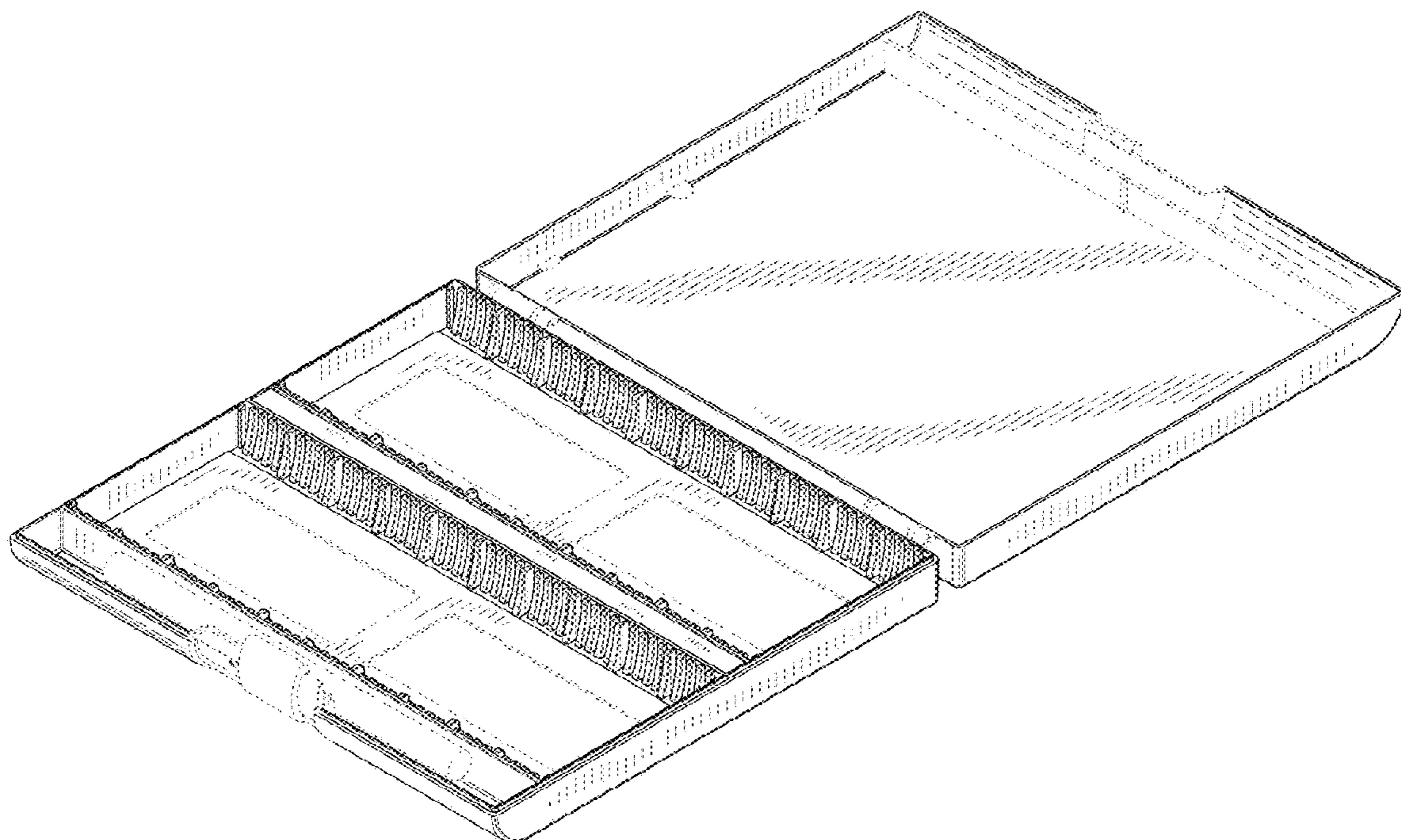
(57) **CLAIM**

We claim the ornamental design for a slide box, as shown and described.

DESCRIPTION

FIG. 1 is a perspective view of a slide box.
FIG. 2 is a front view of the slide box of FIG. 1.
FIG. 3 is a rear view of the slide box of FIG. 1.
FIG. 4 is a left-side view of the slide box of FIG. 1.
FIG. 5 is a right-side view of the slide box of FIG. 1.
FIG. 6 is a top view of the slide box of FIG. 1; and,
FIG. 7 is a bottom view of the slide box of FIG. 1.
The broken lines shown represent unclaimed subject matter and form no part of the claimed design.

1 Claim, 5 Drawing Sheets



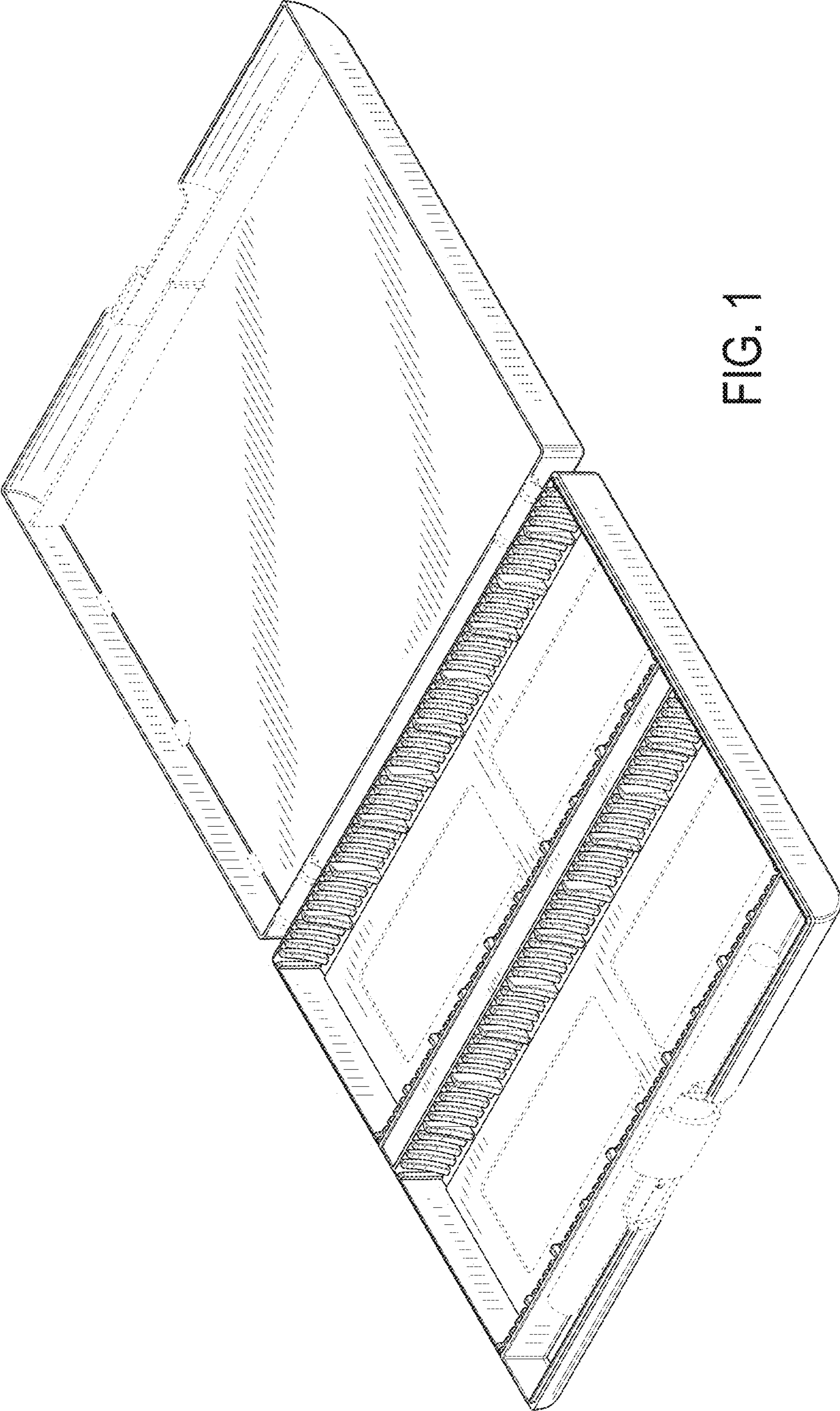


FIG. 1




FIG. 2




FIG. 3

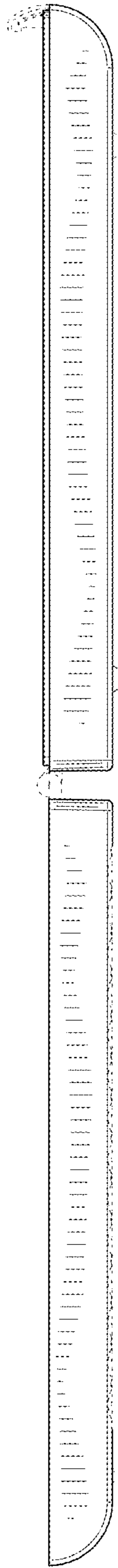


FIG. 4

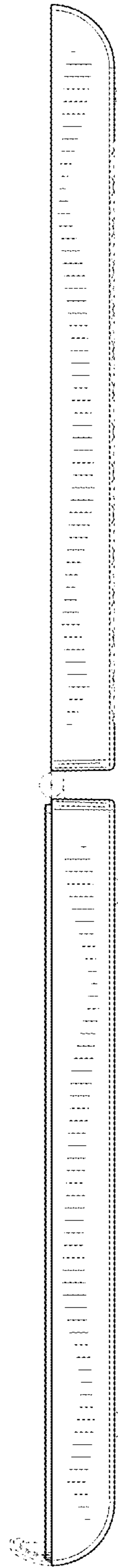


FIG. 5




FIG. 6

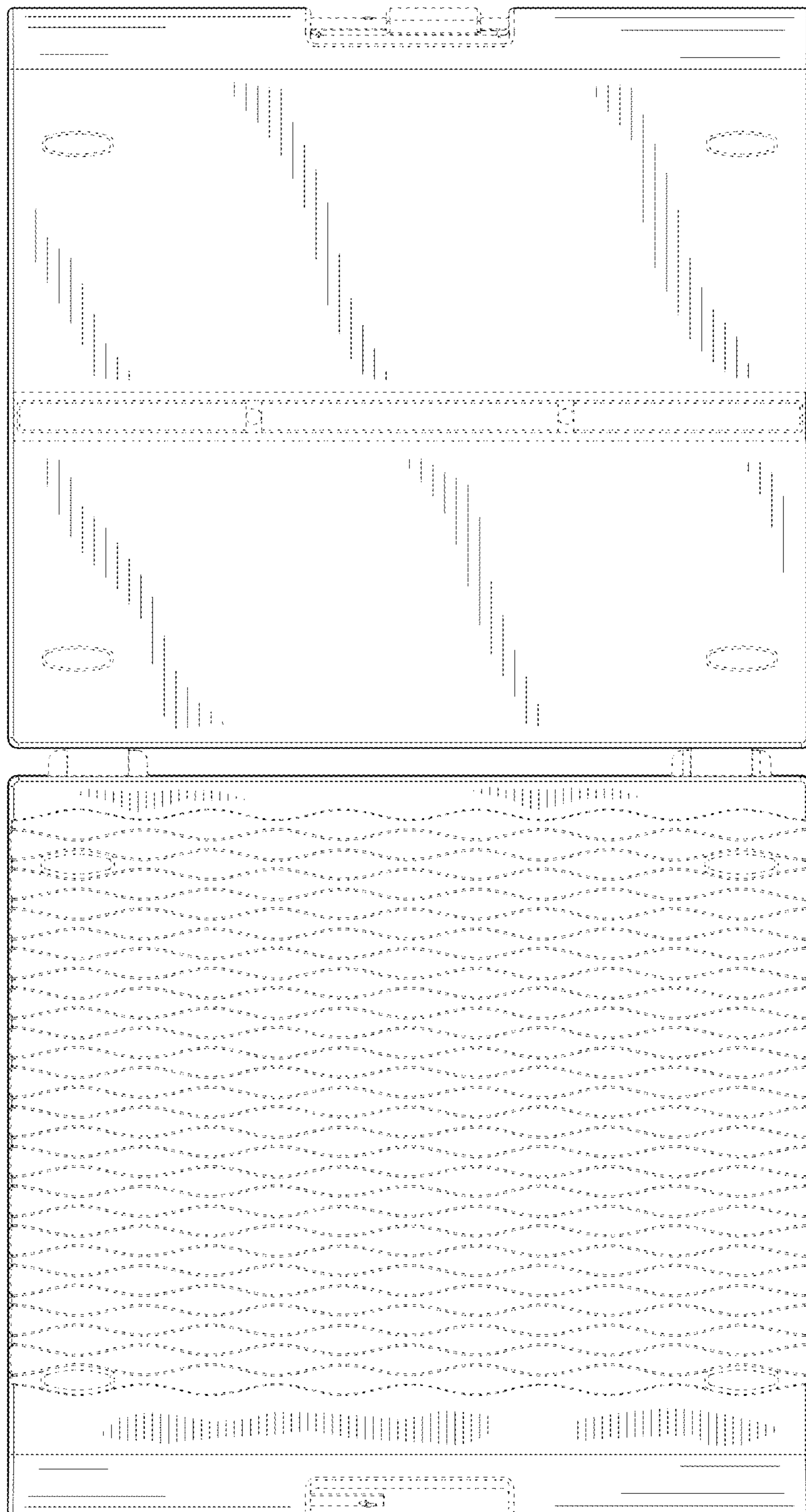


FIG. 7