



US00D904003S

(12) **United States Design Patent**  
**Kuang**

(10) **Patent No.:** **US D904,003 S**

(45) **Date of Patent:** **\*\* Dec. 8, 2020**

(54) **HEATED SOCK**

(71) Applicant: **Ping Hua Kuang**, Nanchang (CN)

(72) Inventor: **Ping Hua Kuang**, Nanchang (CN)

(\*\*) Term: **15 Years**

(21) Appl. No.: **29/717,363**

(22) Filed: **Dec. 17, 2019**

(30) **Foreign Application Priority Data**

Oct. 23, 2019 (EM) ..... 007078613-0001

(51) **LOC (12) Cl.** ..... **02-04**

(52) **U.S. Cl.**  
USPC ..... **D2/980**

(58) **Field of Classification Search**  
USPC ..... D2/980-994  
CPC .... A61F 5/0111; A61F 5/0113; A61F 5/0127;  
A41B 11/002

See application file for complete search history.

(56) **References Cited**

**U.S. PATENT DOCUMENTS**

D205,718 S \* 9/1966 Nestler ..... D2/989  
3,396,264 A \* 8/1968 Murphy ..... A43B 3/0005  
219/211  
D351,497 S \* 10/1994 Yates ..... D2/983  
D414,326 S 9/1999 Asakura  
D414,327 S 9/1999 Asakura  
D554,849 S 11/2007 Newson

D640,462 S \* 6/2011 Daniel ..... D2/980  
D710,084 S 8/2014 Roberts et al.  
D726,404 S \* 4/2015 Hoane ..... D2/994  
D791,466 S 7/2017 Flynn  
D849,390 S \* 5/2019 Abdul-Malik ..... D2/980  
10,492,543 B2 \* 12/2019 Parnell ..... A61F 7/032  
2004/0254624 A1 \* 12/2004 Johnson ..... A61N 1/0452  
607/149

\* cited by examiner

*Primary Examiner* — Jennifer L Watkins

(57) **CLAIM**

The ornamental design for a heated sock, as shown and described.

**DESCRIPTION**

FIG. 1 is a front elevational view of the heated sock where a main body of the HEATED SOCK is connected to an electronic device;

FIG. 2 is a rear elevational view thereof;

FIG. 3 is a right side elevational view thereof;

FIG. 4 is a left side elevational view thereof;

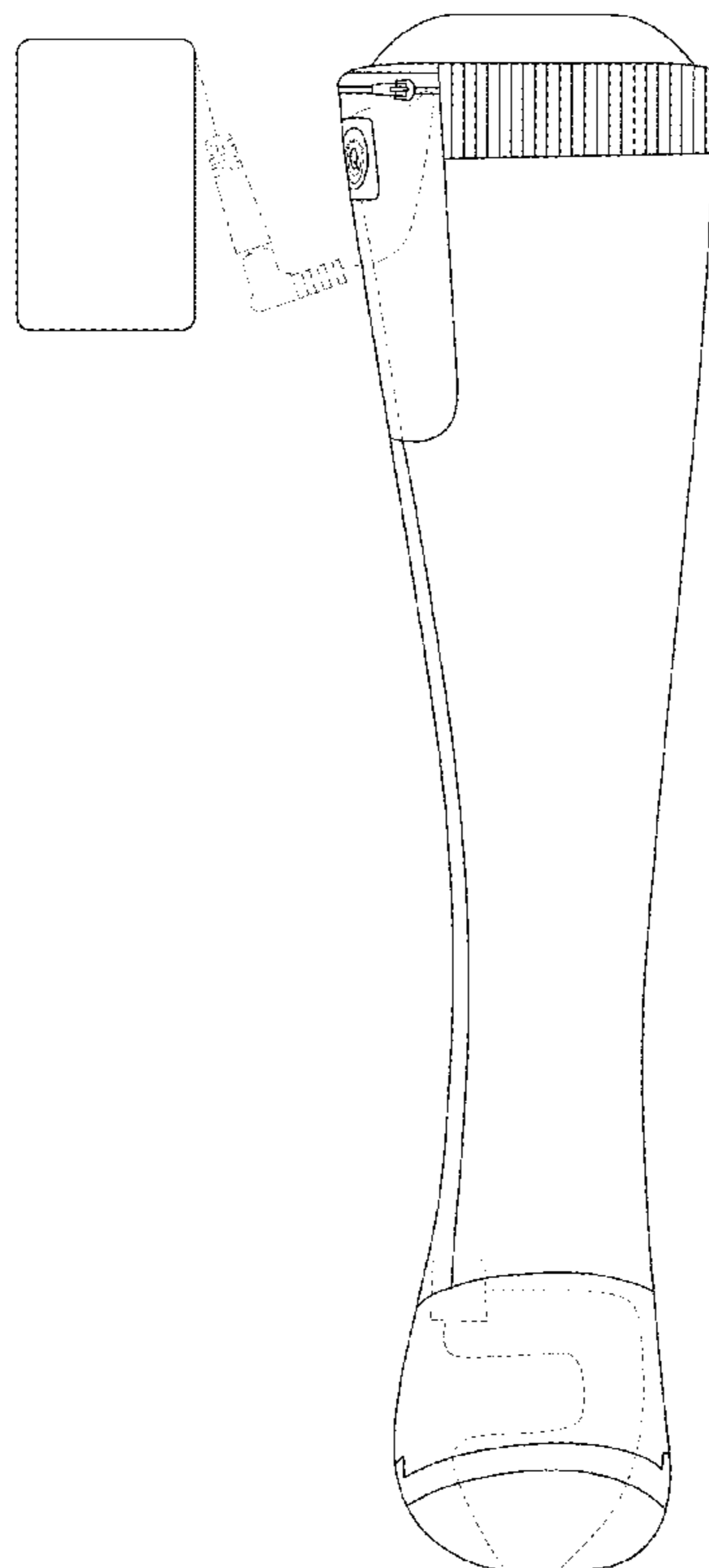
FIG. 5 is a bottom plan view thereof;

FIG. 6 is a top plan view thereof; and,

FIG. 7 is a left side view thereof with the heated sock where the main body of the heated sock is disconnected from the electronic device.

The broken lines in the drawings depict environment of the heated sock that form no part of the claimed design.

**1 Claim, 7 Drawing Sheets**



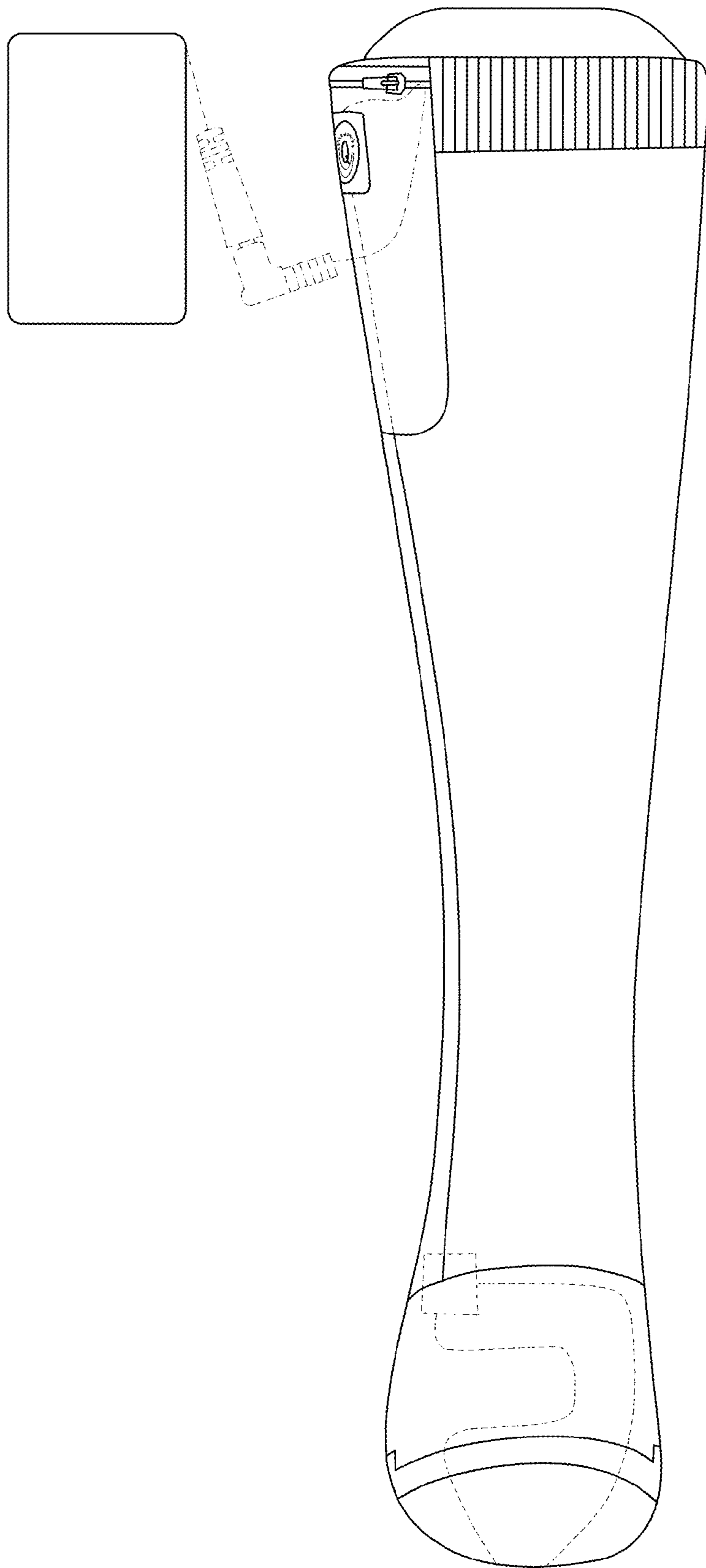


FIG. 1




FIG. 2

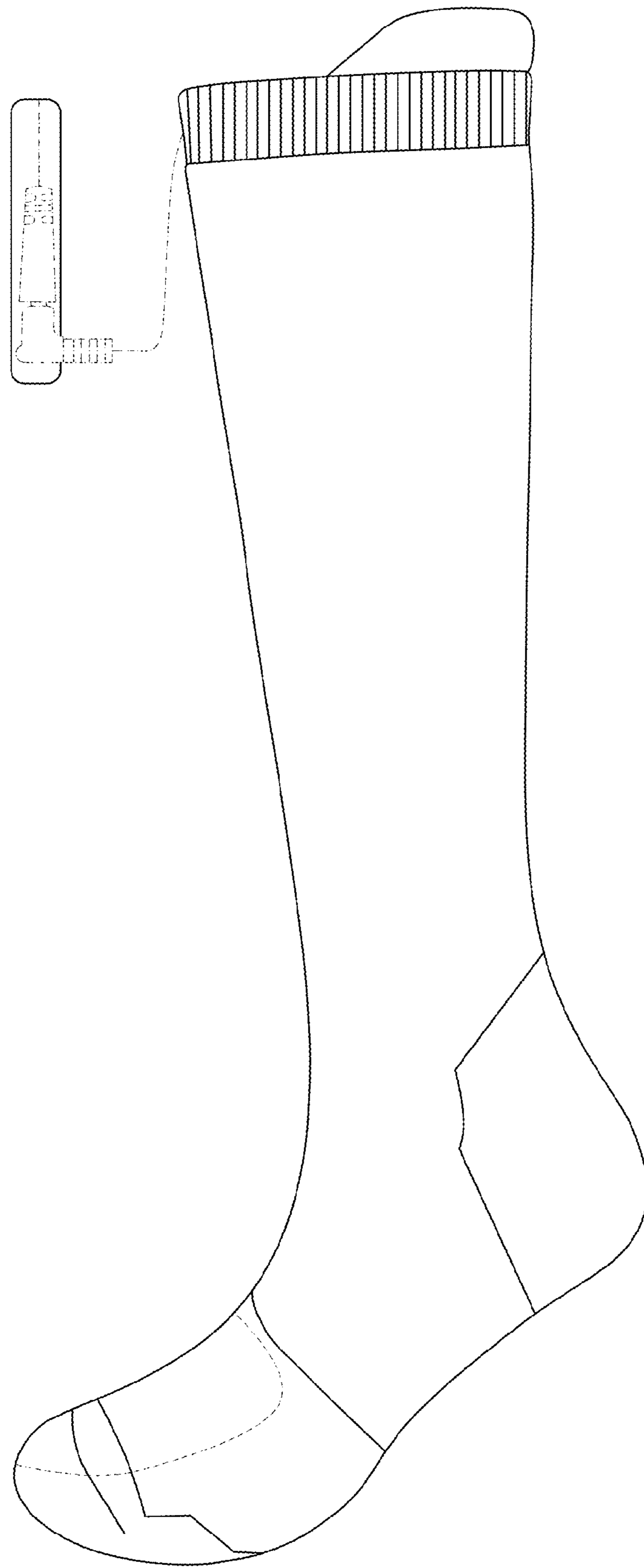


FIG. 3



FIG. 4

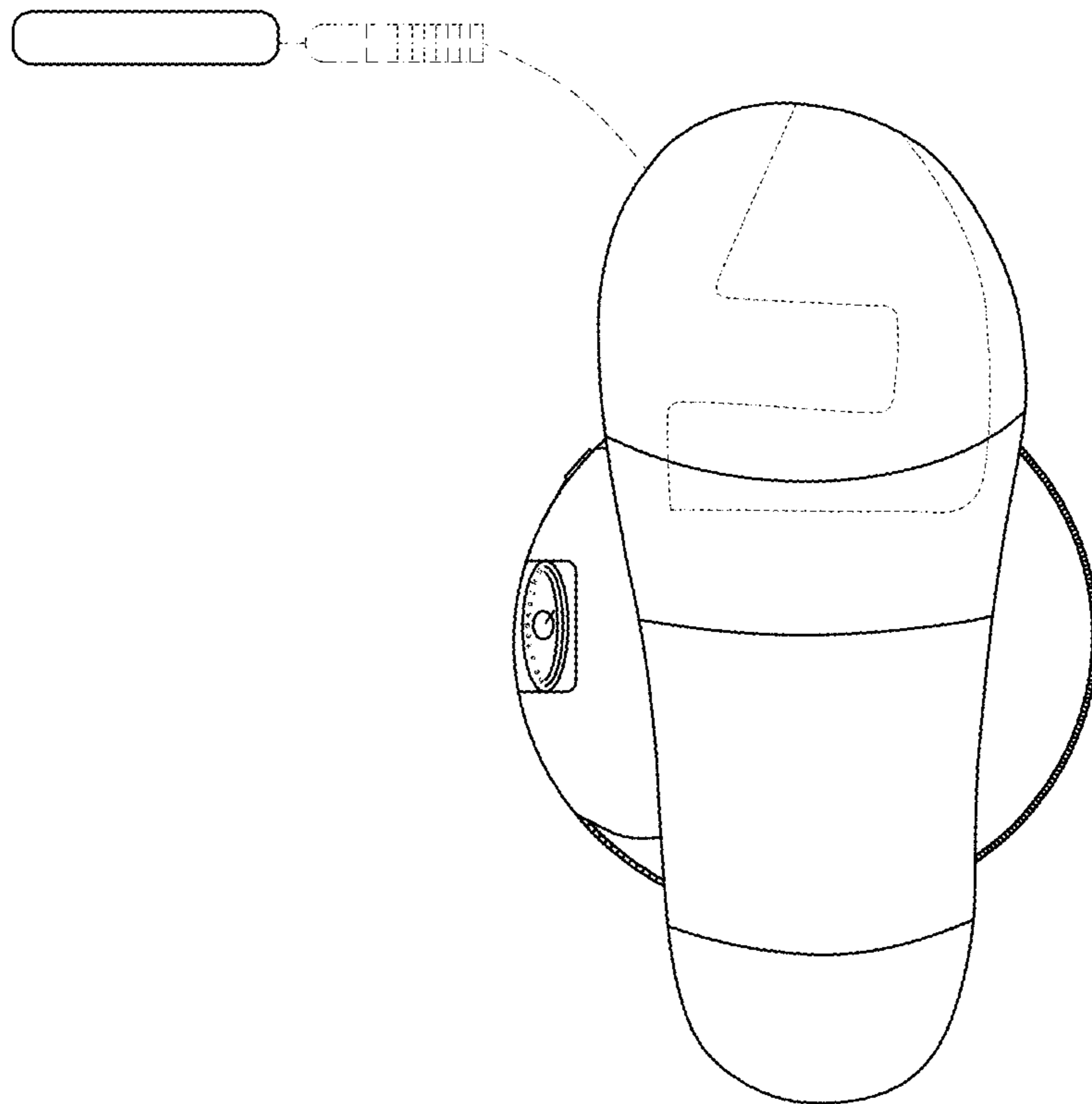


FIG. 5

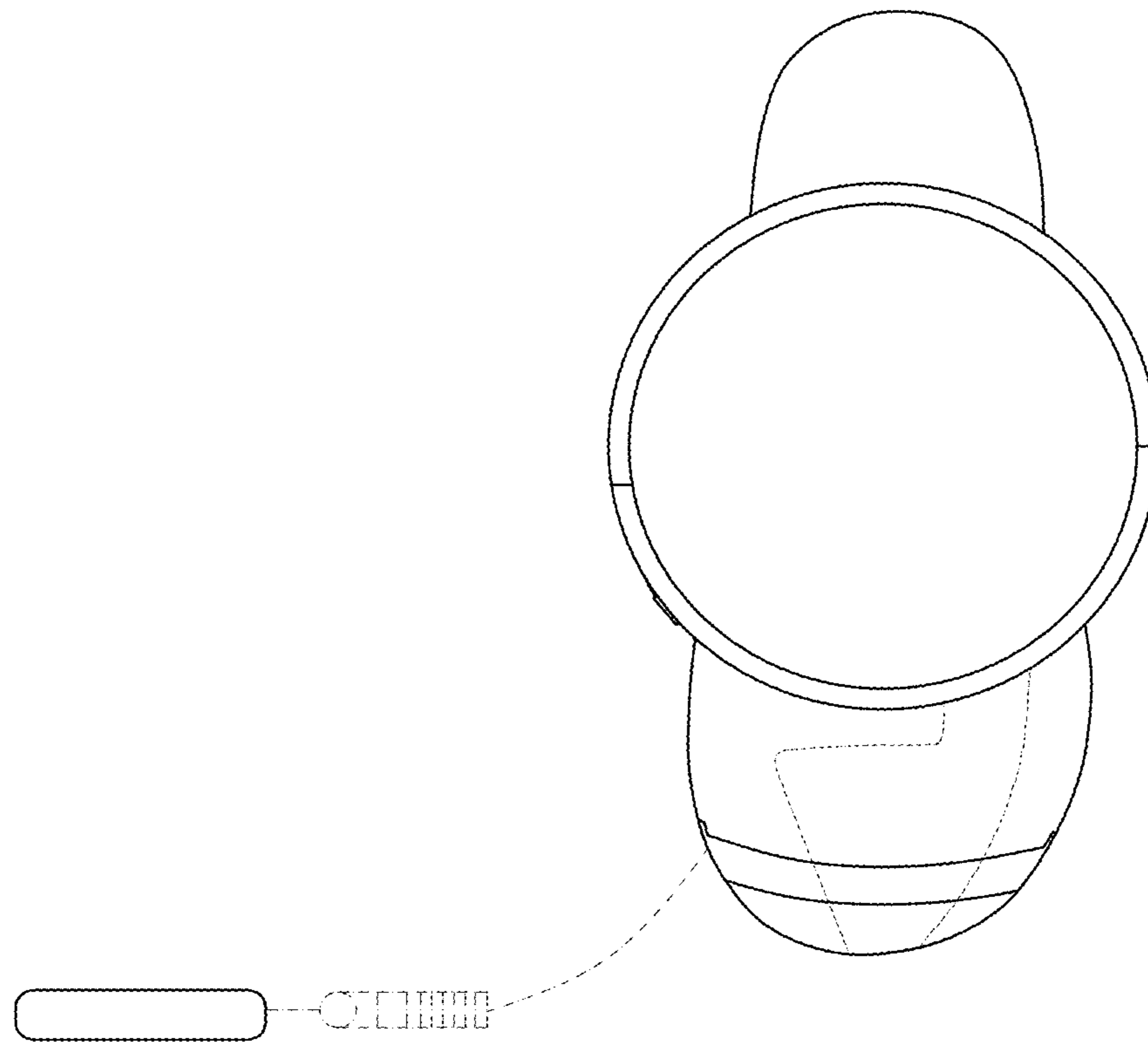


FIG. 6

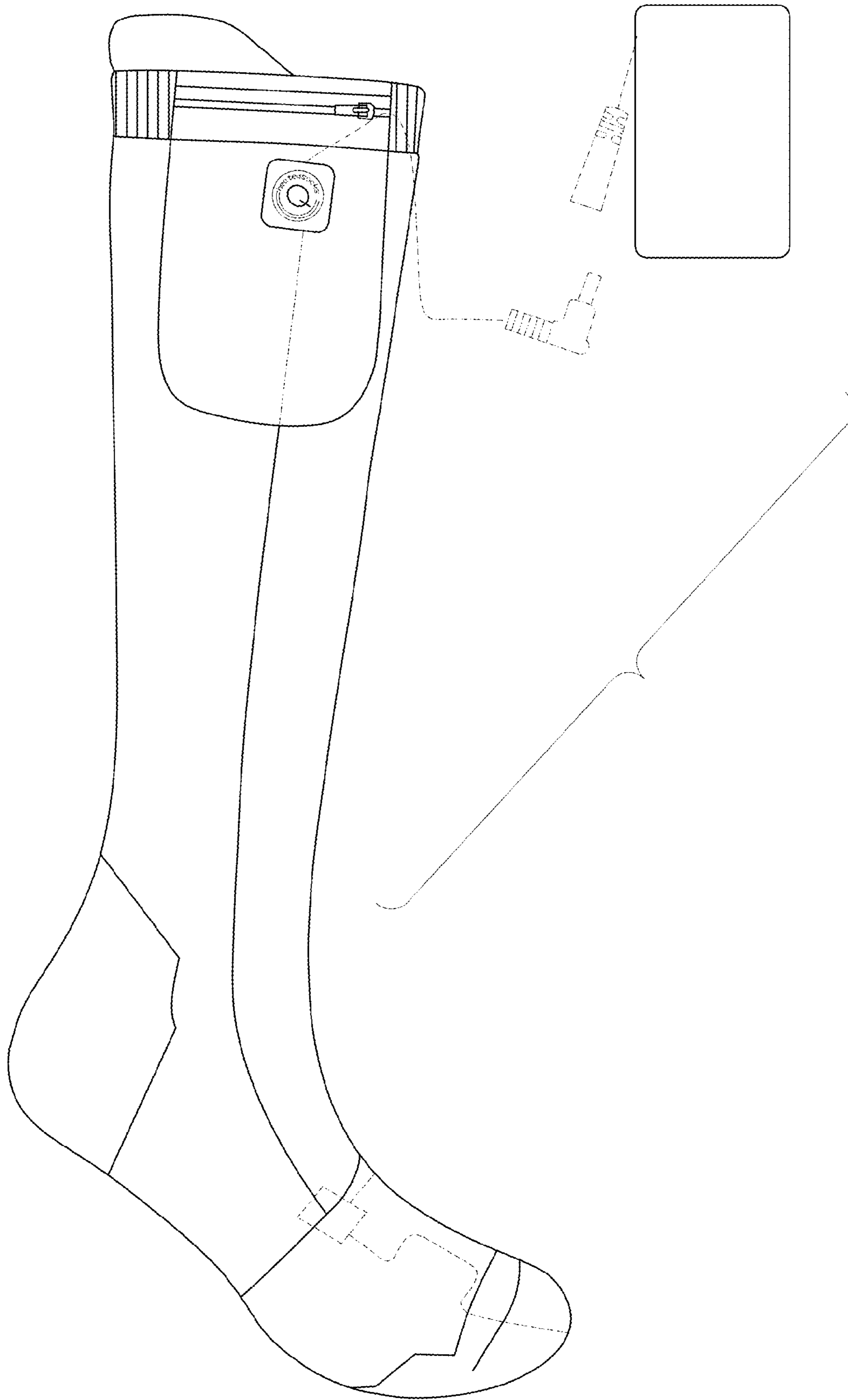


FIG. 7