



US00D903997S

(12) **United States Design Patent**  
**Avar et al.**

(10) **Patent No.:** **US D903,997 S**  
(45) **Date of Patent:** **\*\* Dec. 8, 2020**

(54) **SHOE**  
(71) Applicant: **NIKE, Inc.**, Beaverton, OR (US)  
(72) Inventors: **Eric P. Avar**, Lake Oswego, OR (US);  
**Fanny Yung Ho**, Portland, OR (US);  
**Ross Klein**, Portland, OR (US)  
(73) Assignee: **NIKE, Inc.**, Beaverton, OR (US)  
(\*\*) Term: **15 Years**  
(21) Appl. No.: **29/688,353**  
(22) Filed: **Apr. 19, 2019**  
(51) **LOC (12) Cl.** ..... **02-04**  
(52) **U.S. Cl.**  
USPC ..... **D2/974**  
(58) **Field of Classification Search**  
USPC ..... D2/896, 902, 904, 906-908, 944, 969,  
D2/972-974; D5/47, 49, 50, 53, 54, 56,  
D5/60  
CPC ... A43B 13/181; A43B 13/141; A43B 13/186;  
A43B 13/188; A43B 23/00; A43B 23/02;  
A43B 5/00; A43B 23/26; A43B 1/04;  
A43B 11/14; A43B 7/00; A43B 3/12;  
A43C 3/00; A43C 5/00; A43C 7/00;  
A43C 11/004  
See application file for complete search history.

(56) **References Cited**  
U.S. PATENT DOCUMENTS  
D14,002 S \* 6/1883 Conde ..... D5/47  
D47,296 S \* 5/1915 Haldeman ..... D5/48  
2,147,197 A \* 2/1939 Glidden ..... A43B 1/04  
36/9 R


2,586,045 A \* 2/1952 Hoza ..... A43B 3/108  
36/9 R  
D499,250 S \* 12/2004 Smith ..... D2/972  
D532,590 S \* 11/2006 Belley ..... D2/969  
D578,294 S \* 10/2008 Mervar ..... D2/969  
D694,509 S \* 12/2013 Miner ..... D2/972  
D707,028 S \* 6/2014 Parker ..... D2/972  
D722,225 S \* 2/2015 Williams, Jr. .... D2/972  
D765,384 S \* 9/2016 Williams, Jr. .... D2/973  
D805,289 S \* 12/2017 Mariscal ..... A43B 3/108  
D2/972  
D841,973 S \* 3/2019 Small ..... D2/973  
D868,448 S \* 12/2019 Sokol ..... D2/973  
D893,847 S \* 8/2020 Jenkins ..... D2/969  
D893,848 S \* 8/2020 Swierszczyk ..... D2/969  
D894,575 S \* 9/2020 Verfl ..... D2/969

\* cited by examiner  
*Primary Examiner* — Dominic V Simone  
(74) *Attorney, Agent, or Firm* — Banner & Witcoff, Ltd.

(57) **CLAIM**  
The ornamental design for a shoe, as shown and described.

**DESCRIPTION**  
FIG. 1 is a front perspective view of a shoe showing our new design;  
FIG. 2 is a side view thereof;  
FIG. 3 is an opposite side view thereof;  
FIG. 4 is an opposite side front perspective view thereof;  
and,  
FIG. 5 is a top view thereof.  
The broken line immediately adjacent to the rear and bottom of the photographic area defines the bounds of the claimed design and forms no part thereof. The broken lines depicting the remainder of the shoe show features that form no part of the claimed design.

**1 Claim, 5 Drawing Sheets**






FIG. 1




FIG. 2




FIG. 3

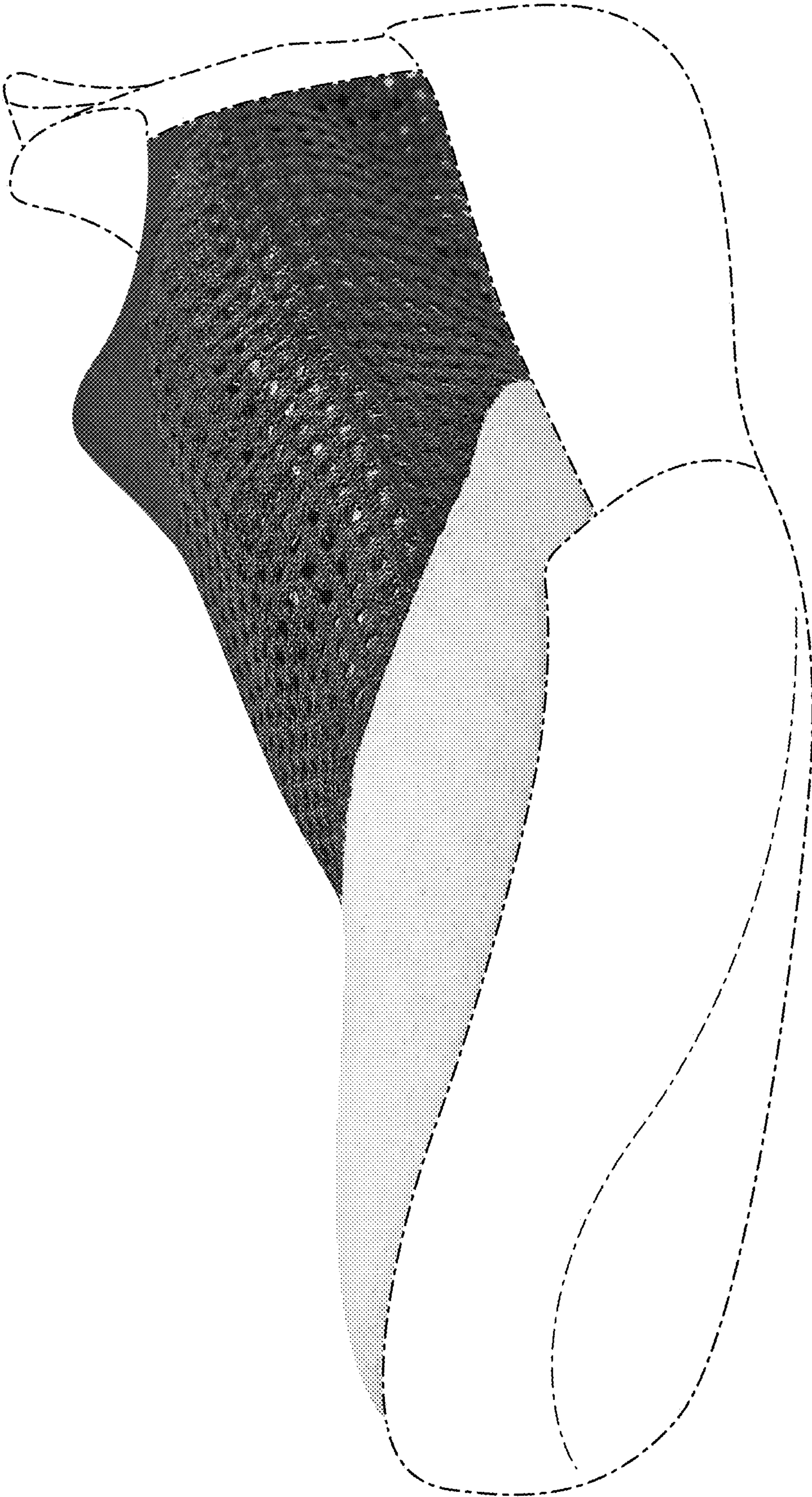


FIG. 4




FIG. 5