



US00D903955S

(12) **United States Design Patent**
Singer

(10) **Patent No.:** **US D903,955 S**

(45) **Date of Patent:** **** Dec. 1, 2020**

- (54) **ANIMAL GROOMER**
- (71) Applicant: **Stacey Lee Singer**, San Anselmo, CA (US)
- (72) Inventor: **Stacey Lee Singer**, San Anselmo, CA (US)
- (**) Term: **15 Years**
- (21) Appl. No.: **29/636,215**
- (22) Filed: **Feb. 7, 2018**
- (51) **LOC (12) Cl.** **30-99**
- (52) **U.S. Cl.**
USPC **D30/159**
- (58) **Field of Classification Search**
USPC D4/130, 132-134, 136, 129, 121, 138, D4/199; D24/200, 214, 211; D28/63; 15/159.1, 160, 186-188, 207.2, DIG. 5, 15/143.1; 132/120, 313, 901, 121, 137, 132/142, 161; 401/28; 601/109, 136, 601/137; 119/603, 600, 612, 615, 632, 119/652, 664; D30/158, 159, 199
CPC A46B 3/00; A46B 3/20; A46B 3/22; A46B 5/00; A46B 5/02; A46B 5/021; A46B 5/026; A46B 7/00; A46B 7/02; A46B 9/00; A46B 9/02; A46B 9/023; A46B 9/028; A46B 9/06; A46B 2200/00; A46B 2200/10; A46B 2200/1006; A46B 2200/102; A46B 2200/104; A46B 2200/1093; A46B 2200/20; A46B 2200/30; A46B 2200/3033; A46B 2200/3093; A46B 2200/40; A45D 24/00; A45D 24/30; A45D 2024/345; A01K 13/001; A01K 13/002; B08B 3/026; B05B 1/18
See application file for complete search history.

- 1,375,681 A * 4/1921 Dennin A46B 15/0077
132/313
- 1,539,299 A * 5/1925 Cheney A61N 1/26
601/20
- D115,967 S * 8/1939 Muller-munk D4/130
- D132,607 S * 6/1942 Schwartz D4/130
- 2,930,060 A * 3/1960 Pearce A61H 7/003
401/184
- D200,761 S * 4/1965 Hamm D4/114
- D273,708 S * 5/1984 Haug D23/214
- D435,661 S * 12/2000 Chen D24/211
- 6,588,964 B1 * 7/2003 Au A45D 24/22
132/113
- D523,962 S * 6/2006 Huang D24/214
- D542,418 S * 5/2007 Chen D24/211

(Continued)

Primary Examiner — Susan Moon Lee

(74) *Attorney, Agent, or Firm* — Eckert Seamans Cherin & Mellot, LLC

(57) **CLAIM**

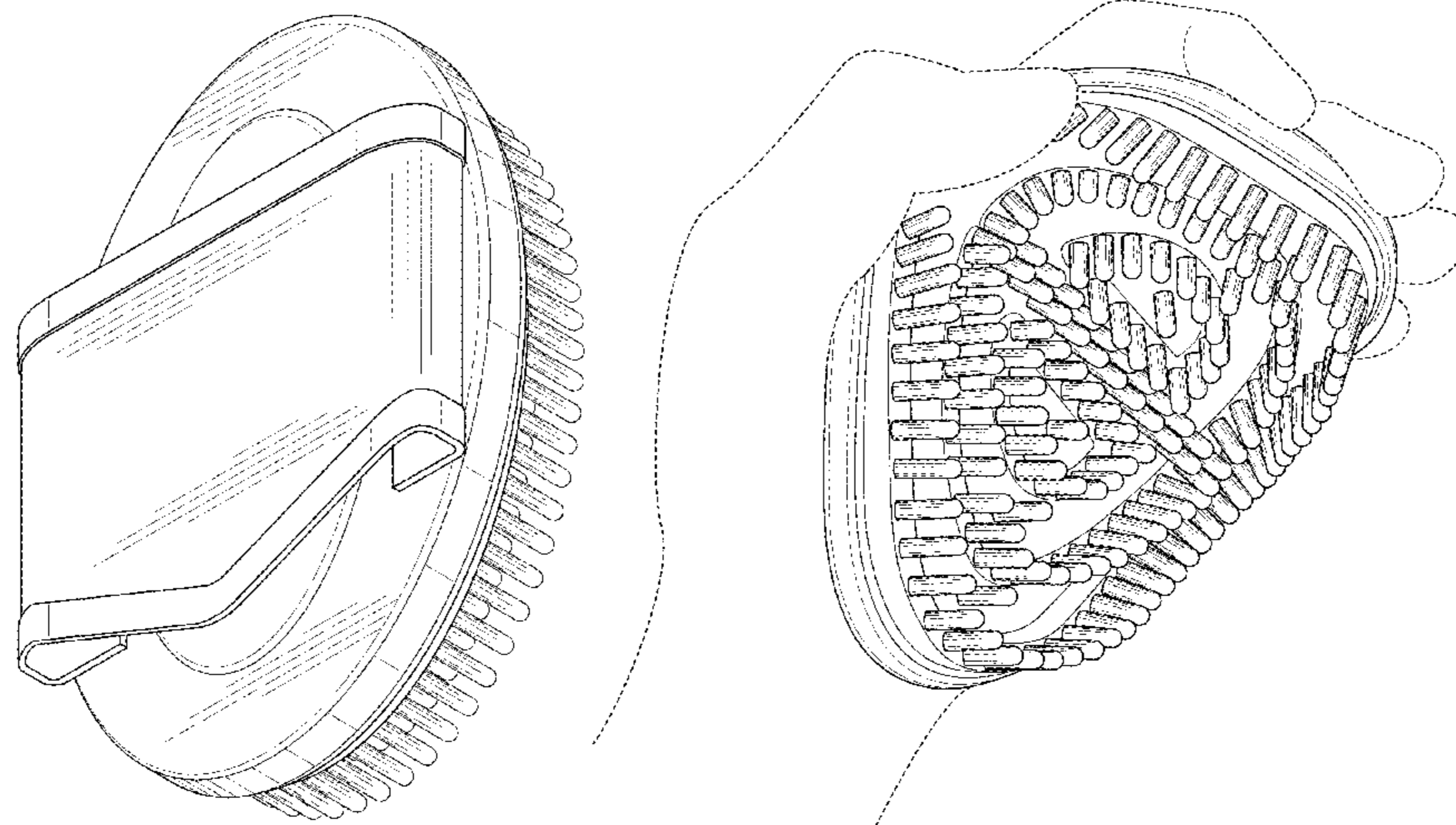
The ornamental design for an animal groomer, as shown and described.

DESCRIPTION

FIG. 1 is an upper right perspective view of an animal groomer showing my new design;
 FIG. 2 is a top plan view thereof;
 FIG. 3 is a bottom plan view thereof;
 FIG. 4 is a left side elevational view thereof;
 FIG. 5 is a right side elevational view thereof;
 FIG. 6 is a side perspective view thereof; and
 FIG. 7 is a side perspective view thereof from the opposite side of FIG. 6; and,
 FIG. 8 is a bottom perspective view thereof as squeezed.
 The environmental broken line showing of a hand in FIG. 8 aids in depicting the Animal Groomer in use, and forms no part of the claimed design.

- (56) **References Cited**
U.S. PATENT DOCUMENTS
781,555 A * 1/1905 Schanz 601/131
907,842 A * 12/1908 Meuzies A46B 15/00
15/114

1 Claim, 6 Drawing Sheets



(56)

References Cited

U.S. PATENT DOCUMENTS

D576,804 S *	9/2008	Pulfrey	D4/130	2010/0101594 A1*	4/2010	Pulfrey	A46B 9/06
D633,218 S *	2/2011	Robertson	D24/215					132/120
D641,171 S *	7/2011	Mor	D4/199	2010/0132625 A1*	6/2010	Dionne	A01K 13/002
D668,055 S *	10/2012	Khubani	D4/130					119/602
D670,083 S *	11/2012	Treeby	D4/130	2010/0143024 A1*	6/2010	Hurwitz	A01K 13/002
D688,465 S *	8/2013	Khubani	D4/130					401/270
D699,903 S *	2/2014	Singer	D30/159	2011/0088186 A1*	4/2011	Hilman	A01K 13/002
9,049,973 B1*	6/2015	Arrieta	A46B 5/021					15/106
9,226,570 B2*	1/2016	Pulfrey	B25G 1/102	2013/0008388 A1*	1/2013	Chancy	A01K 13/003
D765,420 S *	9/2016	Suh	D4/130					119/604
D805,783 S *	12/2017	Wang	D4/114	2013/0061813 A1*	3/2013	Dionne	A01K 13/002
D812,319 S *	3/2018	Singer	D30/159					119/602
D817,006 S *	5/2018	Kinoshita	D4/134	2013/0232708 A1*	9/2013	Mor	A46B 5/021
D830,703 S *	10/2018	Bennett	D4/120					15/160
D830,704 S *	10/2018	Treeby	D4/134	2015/0000609 A1*	1/2015	Frye	A01K 13/001
D844,334 S *	4/2019	Lee	D4/134					119/601
D853,127 S *	7/2019	Kling	D4/127	2015/0189979 A1*	7/2015	Stanton	A46B 9/023
D856,524 S *	8/2019	Bergbacka	D24/215					15/106
D871,774 S *	1/2020	Potut	D4/124	2016/0262346 A1*	9/2016	Rifkin	A01K 15/02
D876,100 S *	2/2020	Sun	D4/124	2017/0367923 A1*	12/2017	Bergbacka	A61H 23/02
D882,273 S *	4/2020	Kling	D4/127	2018/0064066 A1*	3/2018	Lou	A01K 13/002
					2018/0132452 A1*	5/2018	Dionne	A46B 9/023
					2018/0139928 A1*	5/2018	Takla	A01K 13/001

* cited by examiner

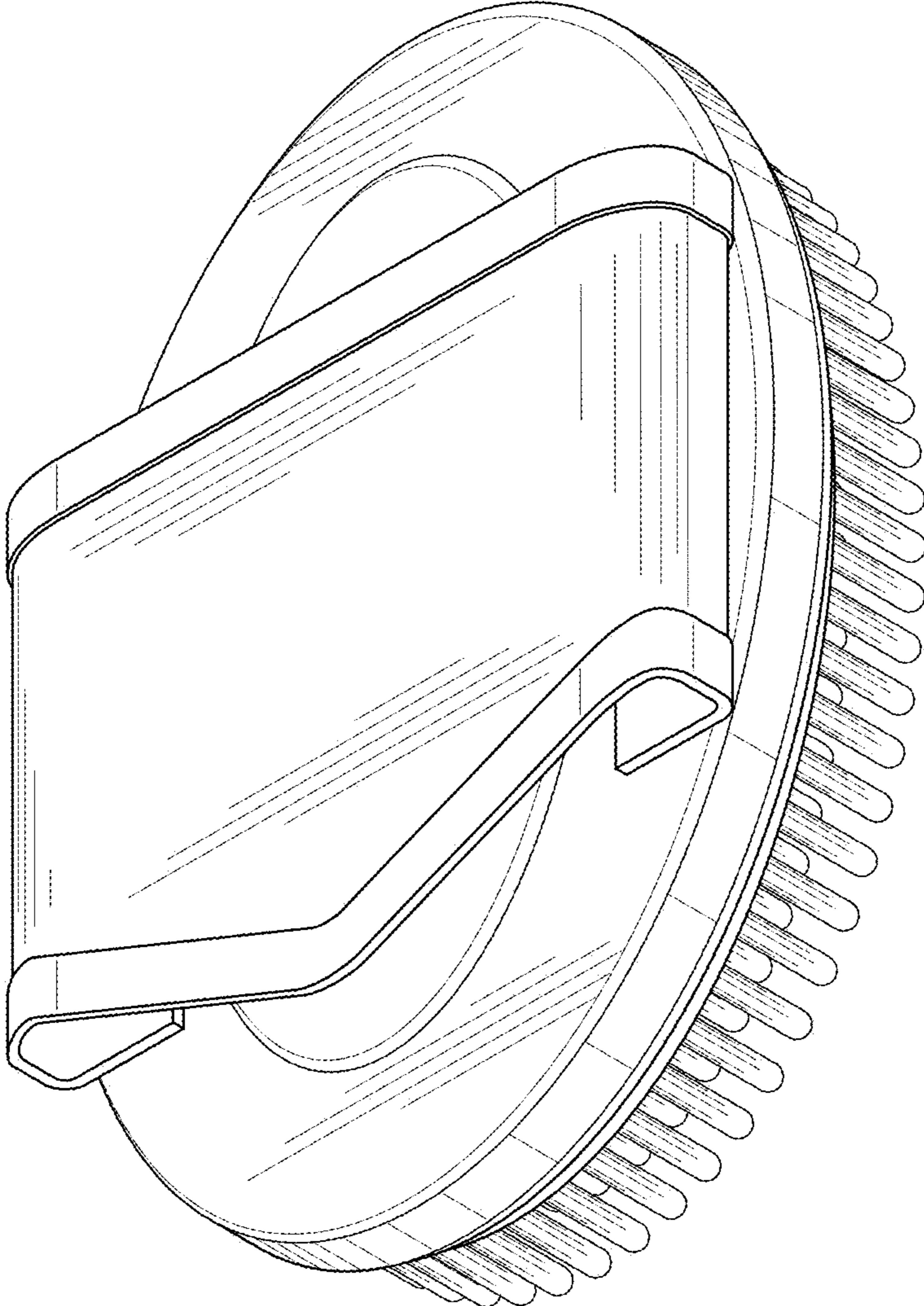


FIG. 1

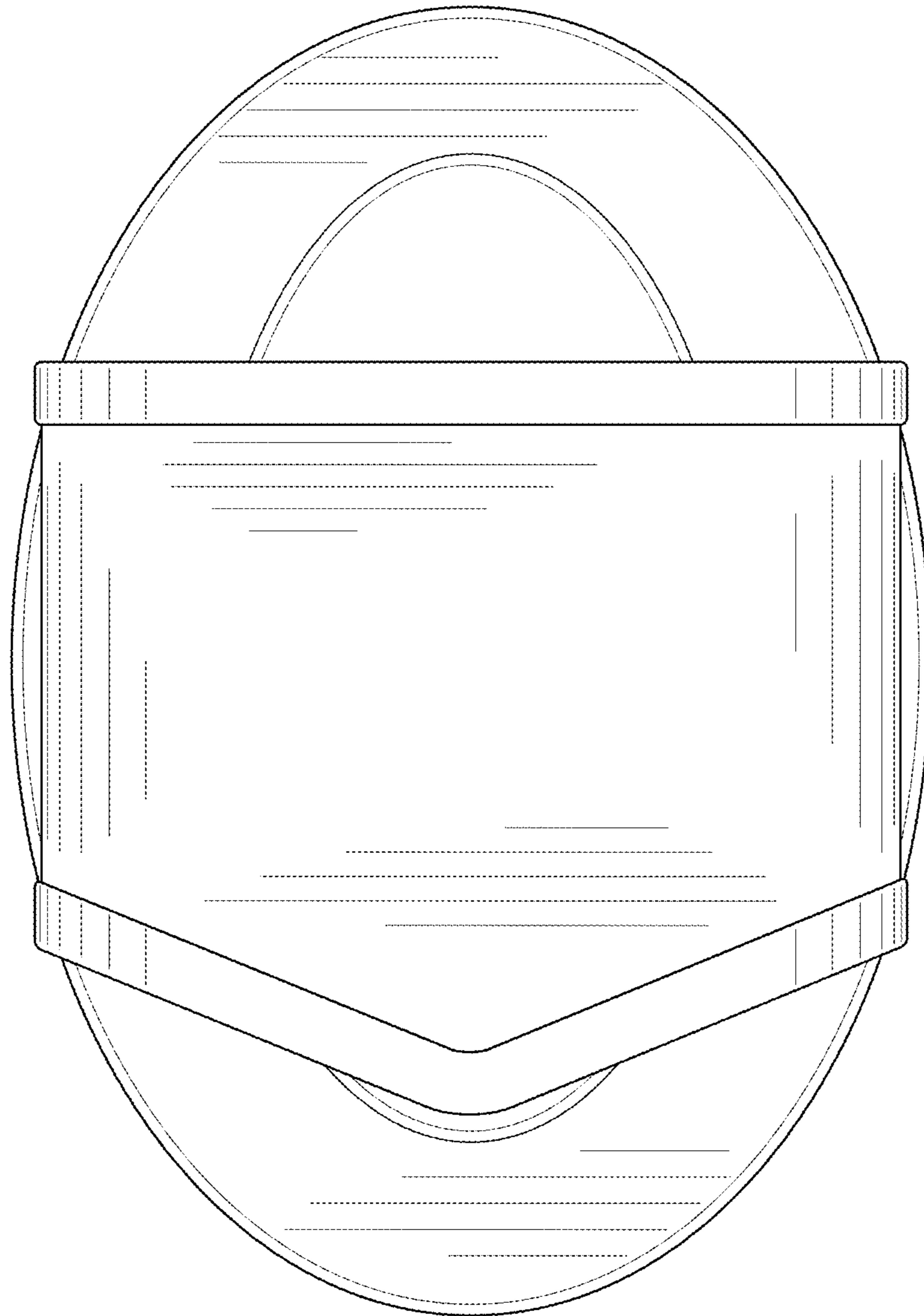


FIG. 2




FIG. 3

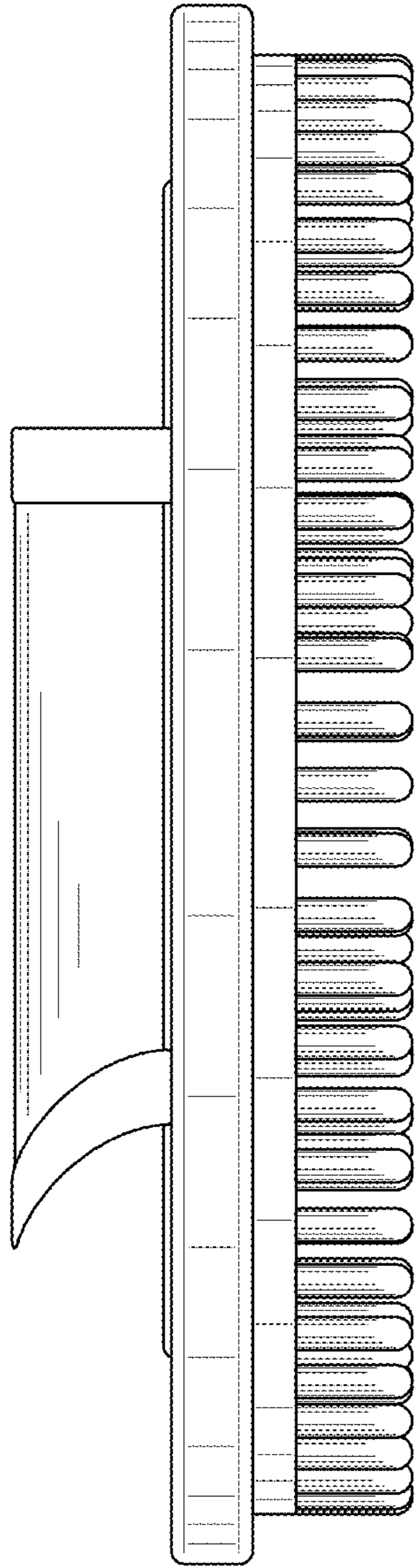


FIG. 4

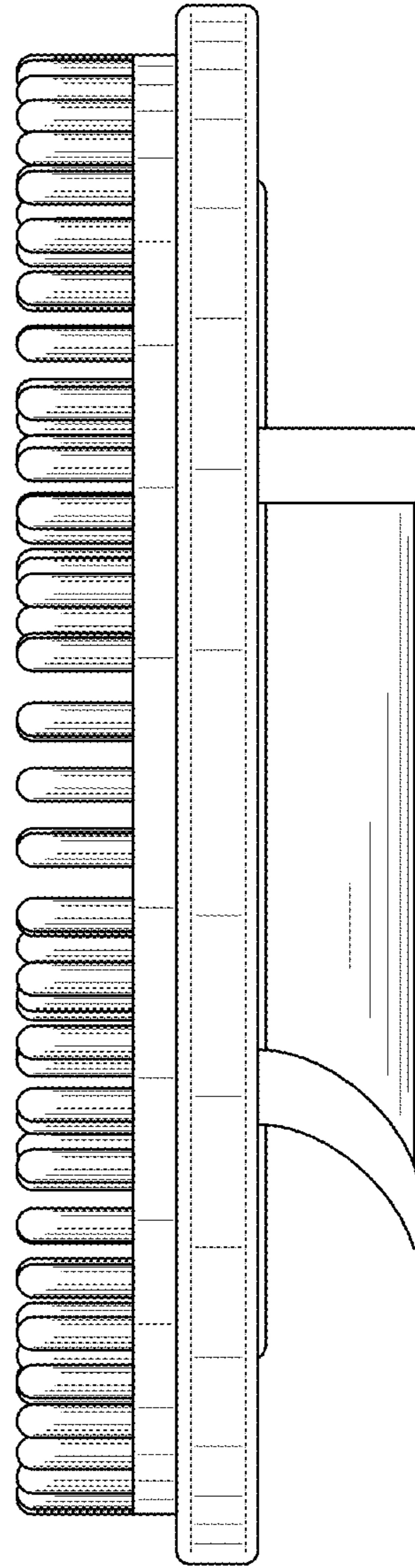


FIG. 5

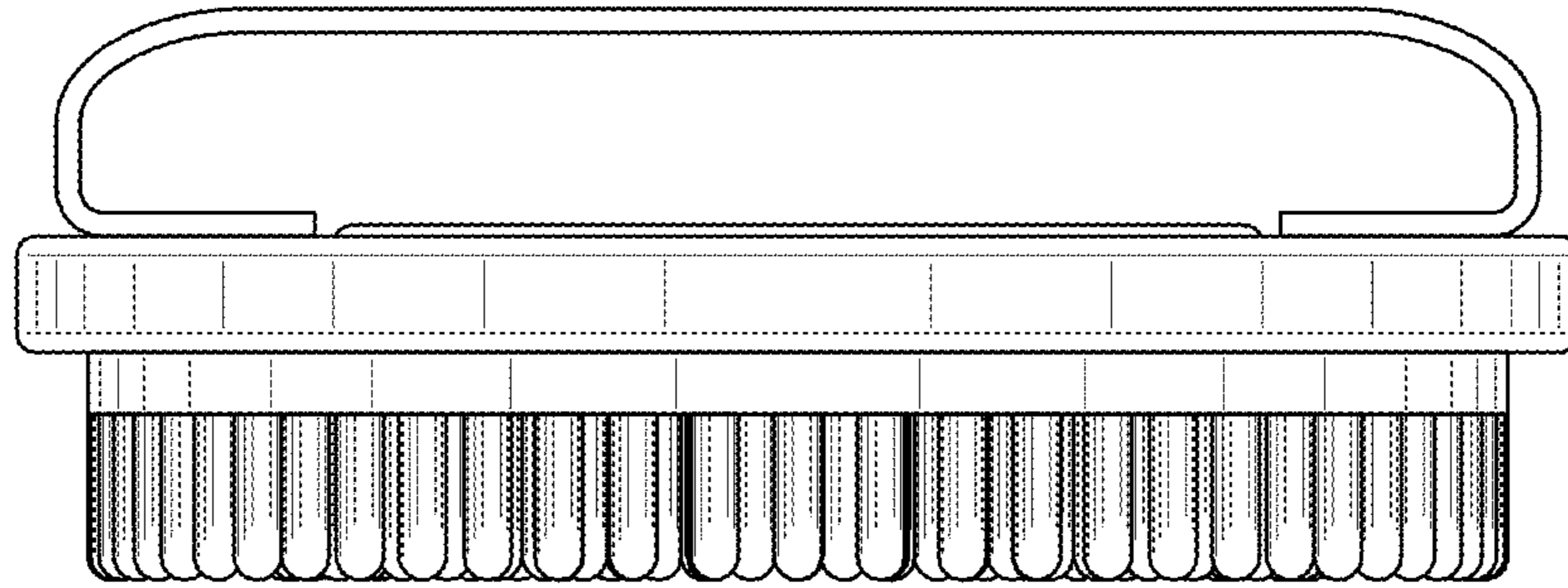


FIG. 6

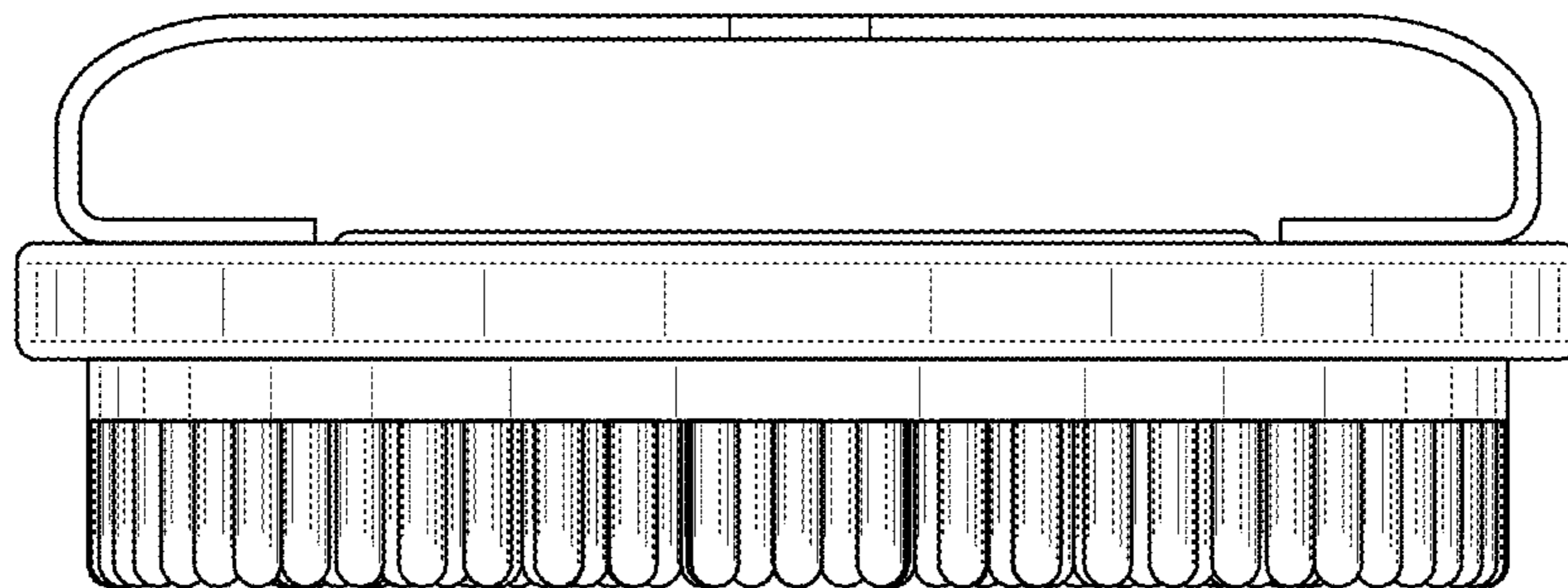


FIG. 7

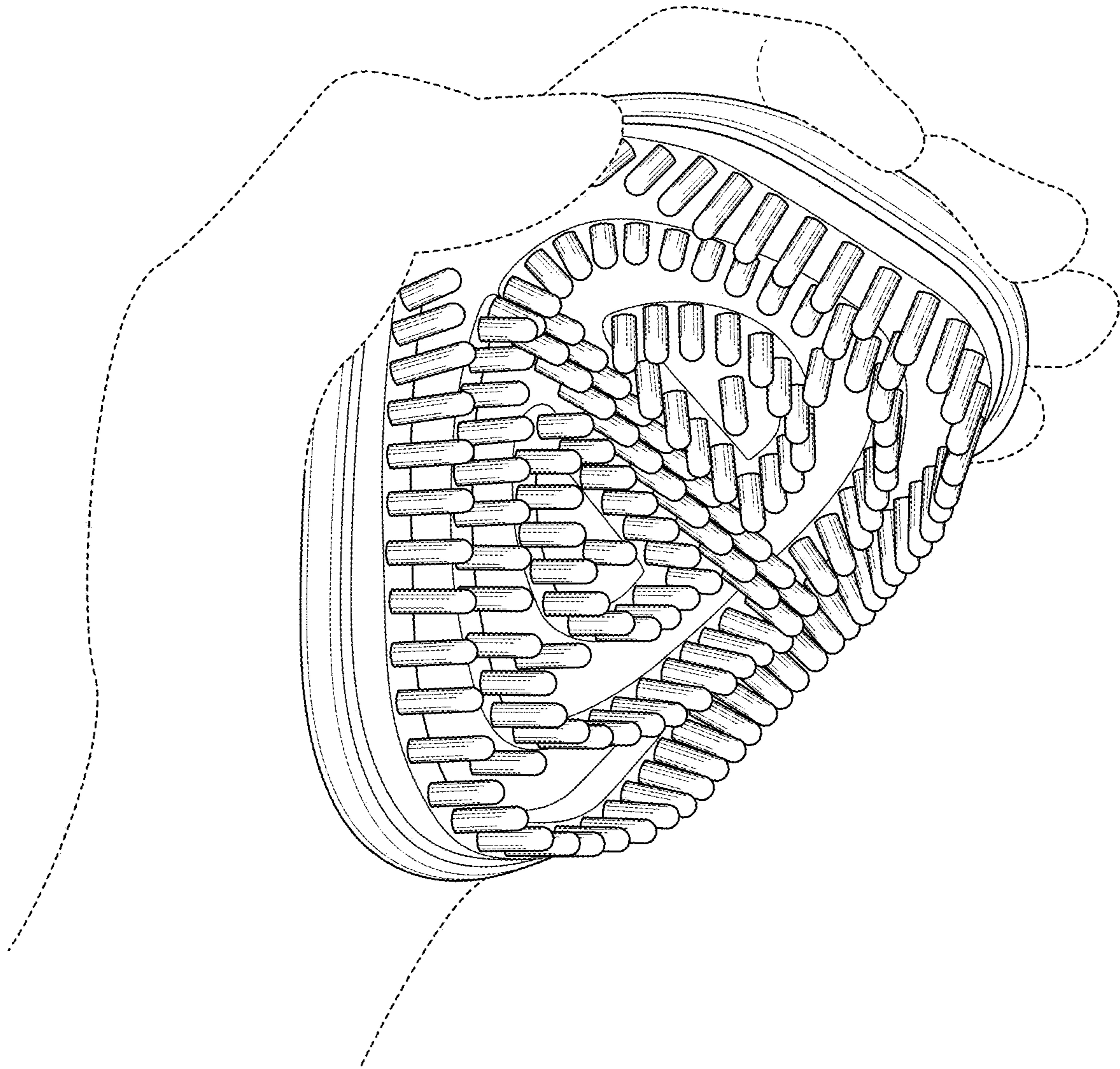


FIG. 8