



US00D903928S

(12) **United States Design Patent**  
**Zhang**

(10) **Patent No.:** **US D903,928 S**

(45) **Date of Patent:** **\*\* Dec. 1, 2020**

(54) **FLAMELESS CANDLE**

(71) Applicant: **Jingjing Zhang**, Huzhou (CN)

(72) Inventor: **Jingjing Zhang**, Huzhou (CN)

(\*\*) Term: **15 Years**

(21) Appl. No.: **29/739,851**

(22) Filed: **Jun. 30, 2020**

(51) **LOC (12) Cl.** ..... **26-03**

(52) **U.S. Cl.**  
USPC ..... **D26/96; D26/7**

(58) **Field of Classification Search**

USPC ..... D26/4-10, 96

CPC .... F21S 6/00; F21S 6/001; F21S 10/04; F21S

10/10; F21S 10/043; F21S 8/08; F21S

48/115; F21V 21/00; F21V 35/00; F21W

2121/00; C11C 5/002; C11C 5/004

See application file for complete search history.

(56) **References Cited**

**U.S. PATENT DOCUMENTS**

D488,582 S \* 4/2004 Connelly ..... D26/96

D706,963 S \* 6/2014 Thompson ..... D26/96

D740,460 S 10/2015 Thompson et al.

D748,843 S \* 2/2016 Thompson ..... D26/96

D757,336 S \* 5/2016 Li ..... D26/96

D760,424 S \* 6/2016 Li ..... D26/96

\* cited by examiner

*Primary Examiner* — Marcus A Jackson

(57) **CLAIM**

The ornamental design for a flameless candle, as shown and described.

**DESCRIPTION**

FIG. 1 is a perspective view of a flameless candle showing my new design;

FIG. 2 is another perspective view thereof;

FIG. 3 is a front elevational view thereof;

FIG. 4 is a rear elevational view thereof;

FIG. 5 is a left side elevational view thereof;

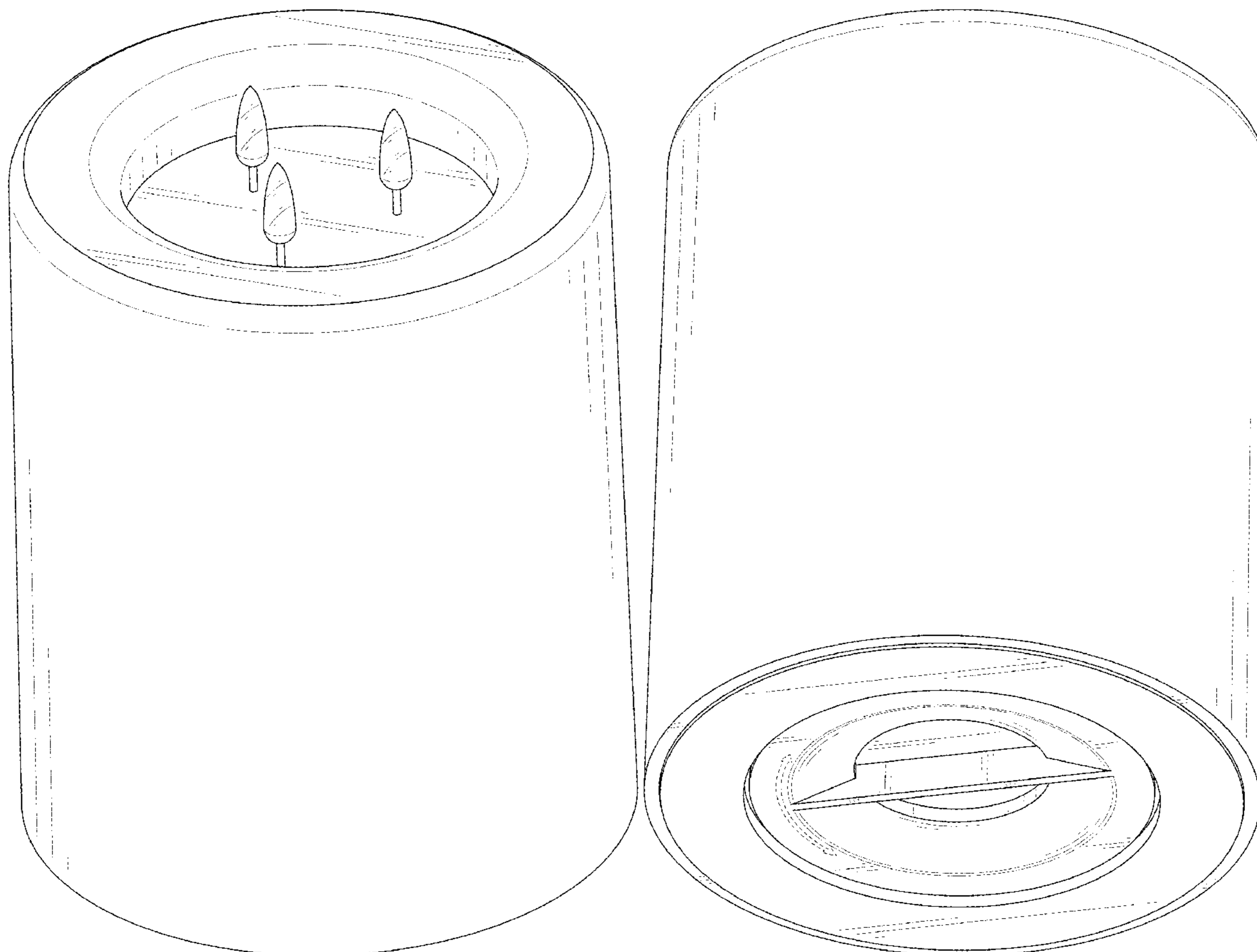
FIG. 6 is a right side elevational view thereof;

FIG. 7 is a top plan view thereof; and,

FIG. 8 is a bottom plan view thereof.

The broken lines in the drawings depict portions of the flameless candle that form no part of the claimed design.

**1 Claim, 8 Drawing Sheets**






FIG. 1




FIG. 2




FIG. 3




FIG. 4




FIG. 5




FIG. 6

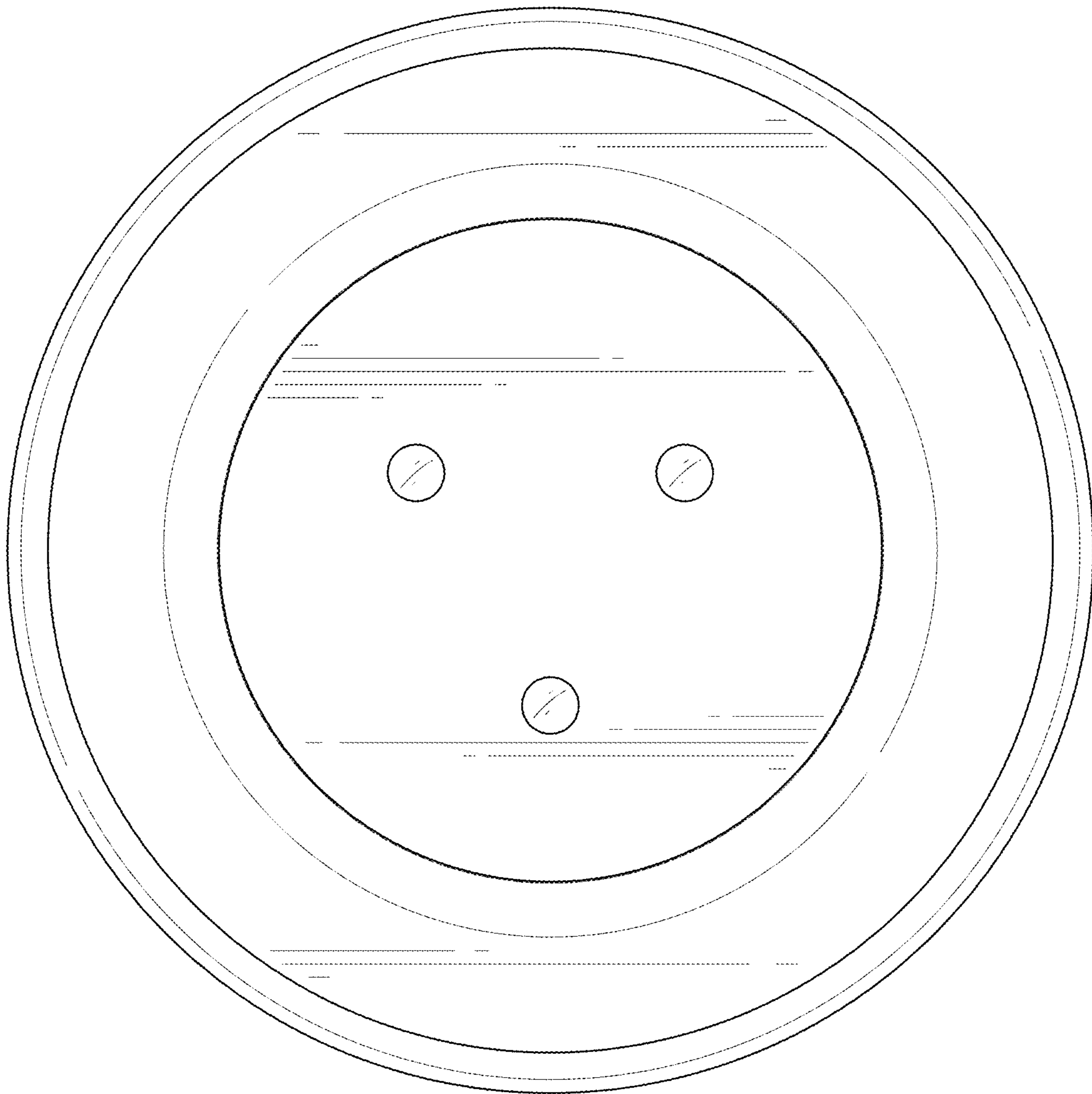


FIG. 7



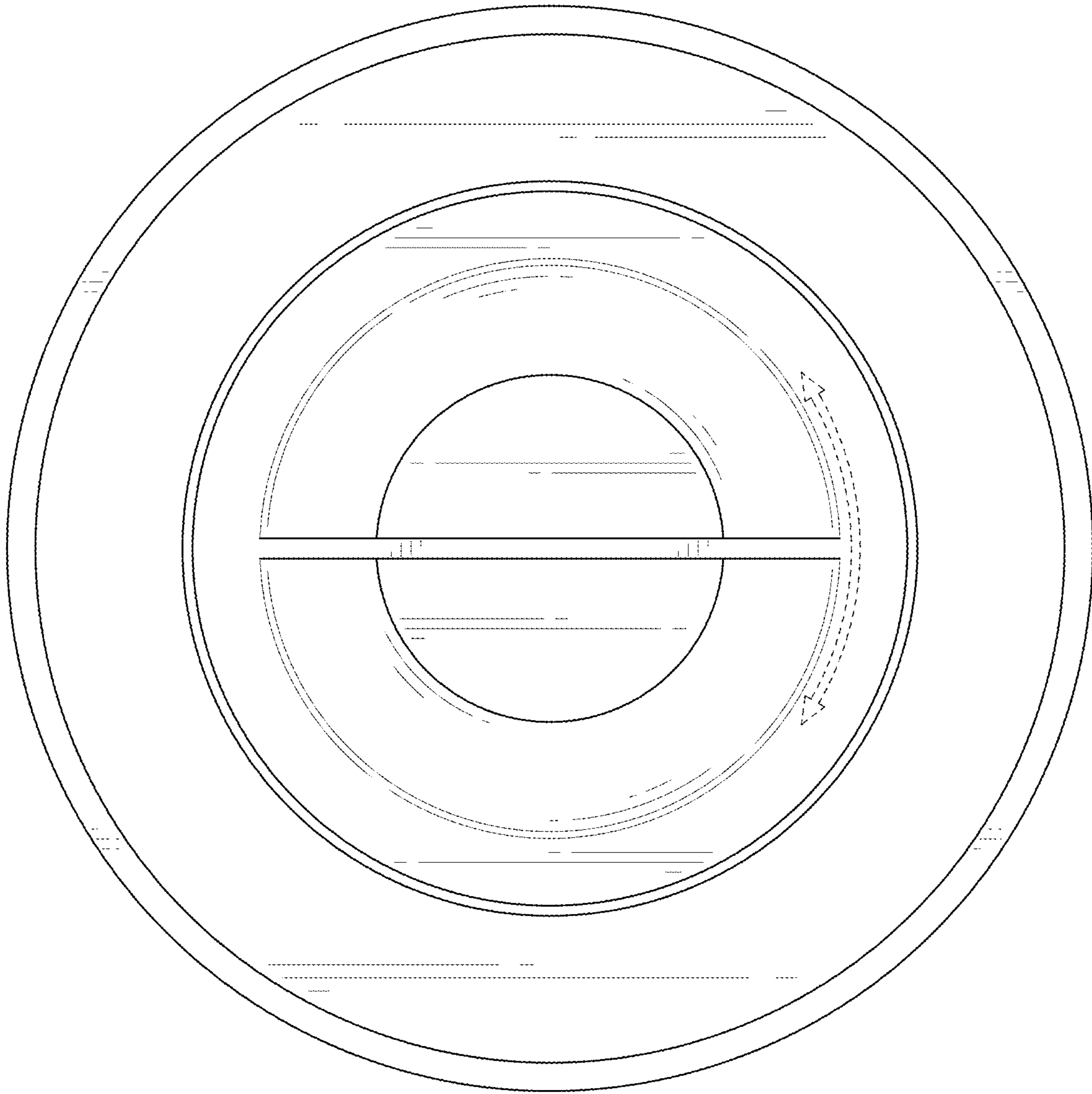


FIG. 8