



US00D903914S

(12) **United States Design Patent** (10) **Patent No.:** **US D903,914 S**
Grandadam (45) **Date of Patent:** **** Dec. 1, 2020**

(54) **MULTI-PURPOSE FLASHLIGHT**

D743,595 S * 11/2015 Fischer D26/38
D866,764 S * 11/2019 Pukall D24/152

(71) Applicant: **Cody Duane Grandadam**, Peru, IL (US)

* cited by examiner

(72) Inventor: **Cody Duane Grandadam**, Peru, IL (US)

Primary Examiner — Abraham Bahta
(74) *Attorney, Agent, or Firm* — Banres & Thornburg LLP

(73) Assignee: **Promier Products Inc.**, Peru, IL (US)

(57) **CLAIM**

(**) Term: **15 Years**

I claim the ornamental design for a multi-purpose flashlight, as shown and described.

(21) Appl. No.: **29/665,848**

DESCRIPTION

(22) Filed: **Oct. 8, 2018**

(51) **LOC (12) Cl.** **26-02**

(52) **U.S. Cl.**
USPC **D26/38**

(58) **Field of Classification Search**
USPC D26/1, 24, 25, 43, 60, 110, 113, 28,
D26/37-39, 61, 85, 102, 138-140;
362/249.14, 311.02, 311.13
CPC F21S 9/02; F21S 9/022; F21S 9/00; F21Y
2115/10; F21Y 2115/20; F21L 4/00; F21L
4/005; F21L 4/022; F21L 4/045; F21L
4/08; F21L 4/025; F21L 4/027
See application file for complete search history.

FIG. 1 is an upper perspective view of a first embodiment of a multi-purpose flashlight.
FIG. 2 is a lower perspective view of FIG. 1.
FIG. 3 is a top view of FIG. 1.
FIG. 4 is a bottom view of FIG. 1.
FIG. 5 is a left side view of FIG. 1.
FIG. 6 is a right side view of FIG. 1.
FIG. 7 is a rear view of FIG. 1.
FIG. 8 is a front view of FIG. 1.
FIG. 9 is an upper perspective view of a second embodiment of a multi-purpose flashlight.
FIG. 10 is a lower perspective view of FIG. 9.
FIG. 11 is a top view of FIG. 9.
FIG. 12 is a bottom view of FIG. 9.
FIG. 13 is a left side view of FIG. 9.
FIG. 14 is a right side view of FIG. 9.
FIG. 15 is a rear view of FIG. 9; and,
FIG. 16 is a front view of FIG. 9.

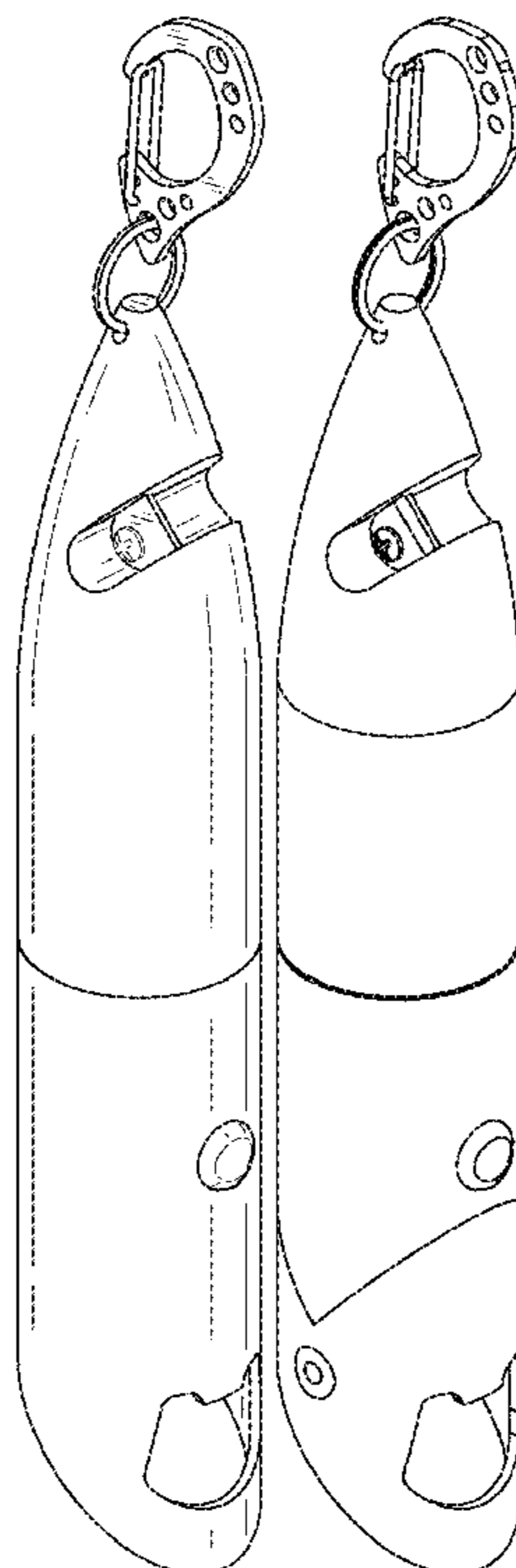
(56) **References Cited**

U.S. PATENT DOCUMENTS

D300,087 S * 3/1989 Henderson 401/195
D515,215 S * 2/2006 Wang D24/176

Any shading presented in the Figures is provided merely to highlight the contour of the multi-purpose flashlight and is not intended to be illustrative of surface texture or finish.

1 Claim, 10 Drawing Sheets






FIG. 1

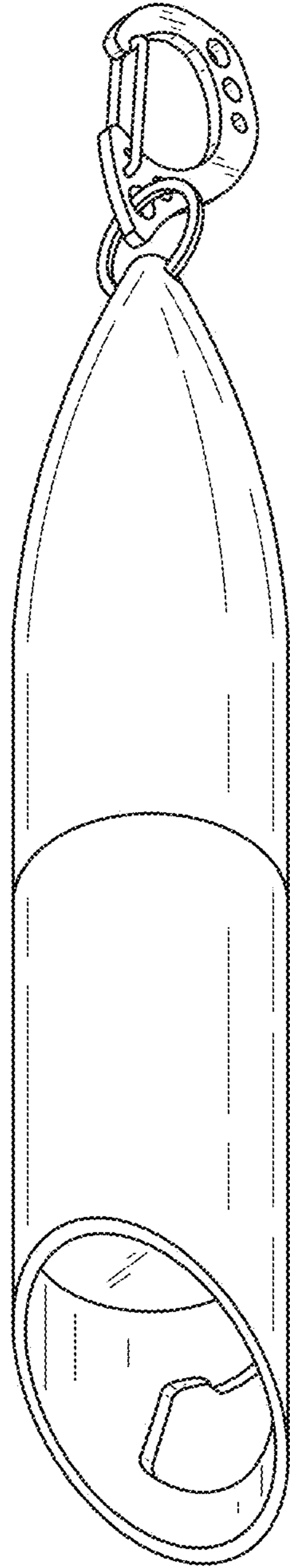


FIG. 2

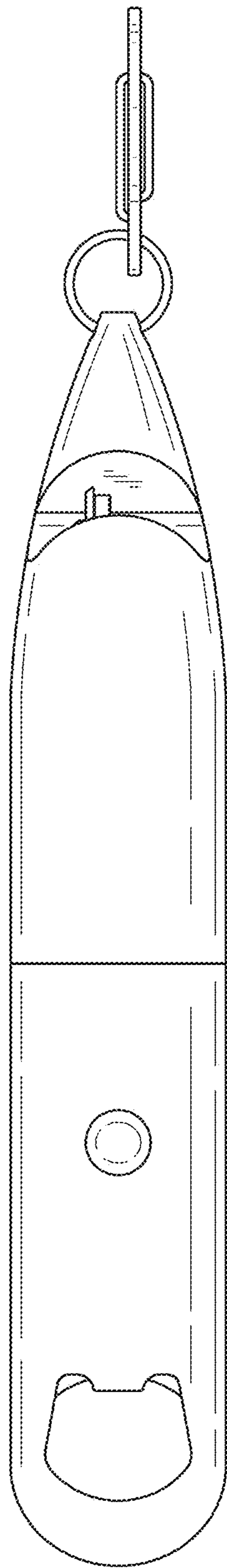


FIG. 3

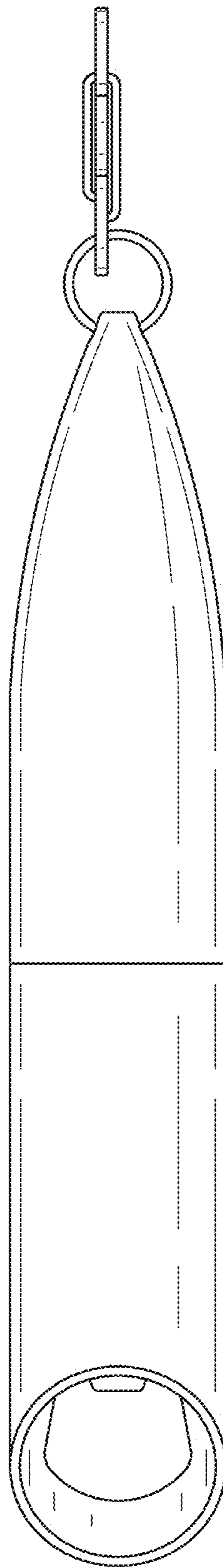


FIG. 4

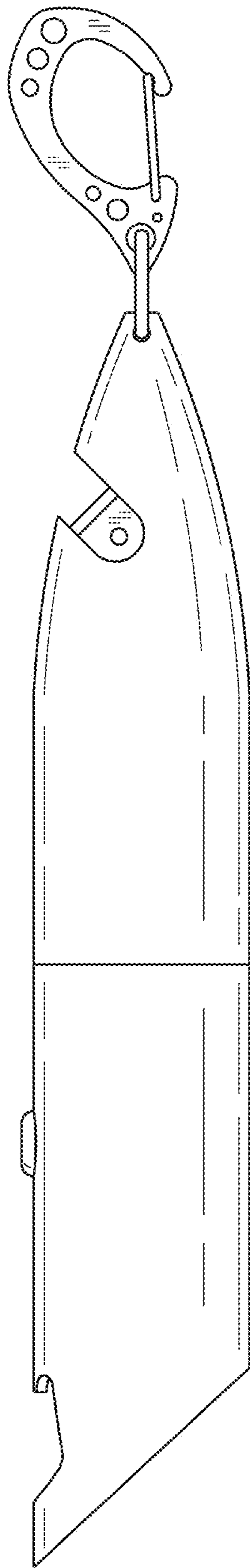


FIG. 5

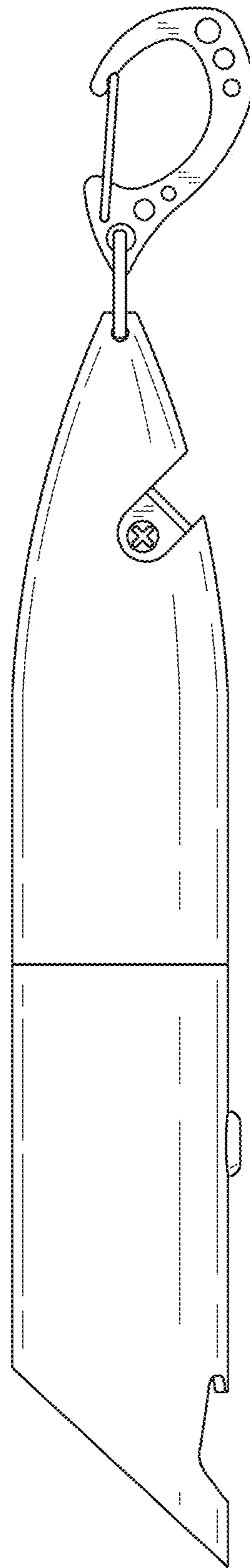


FIG. 6

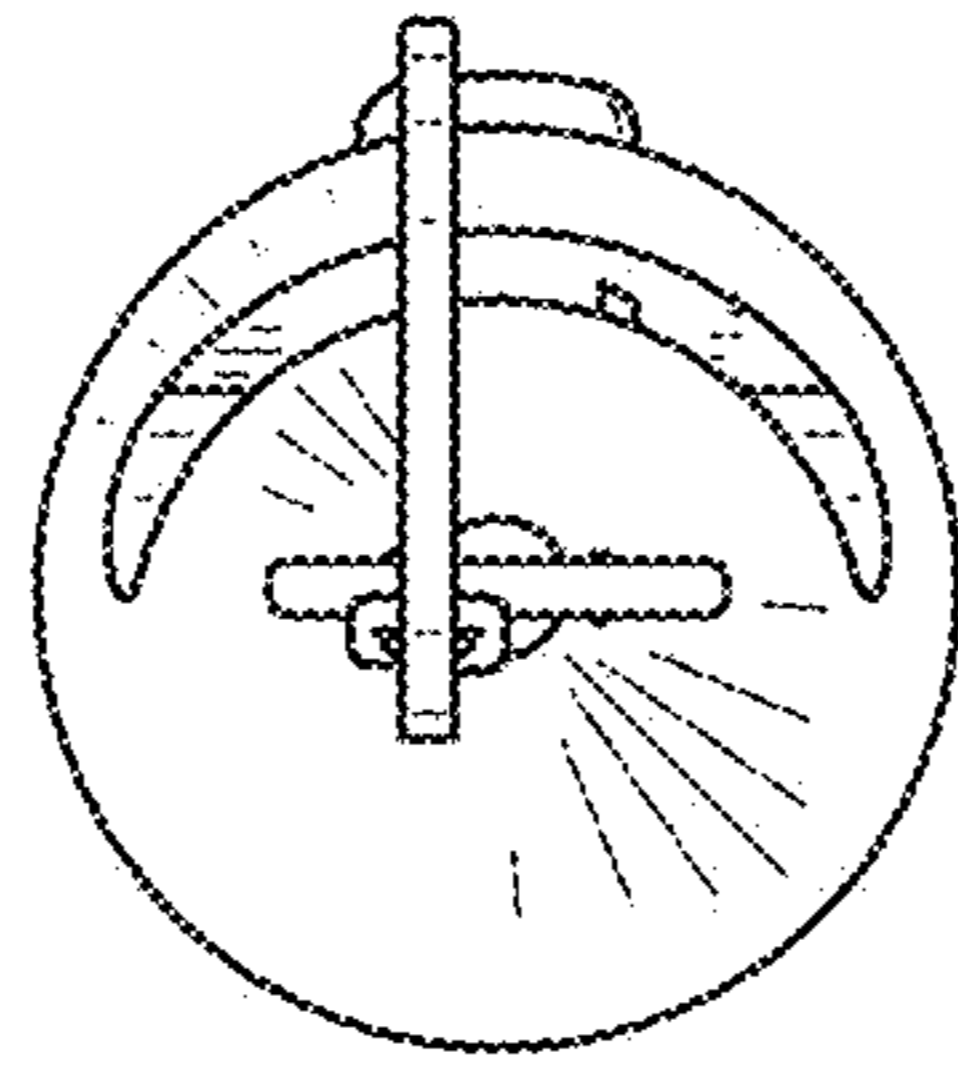


FIG. 7




FIG. 8

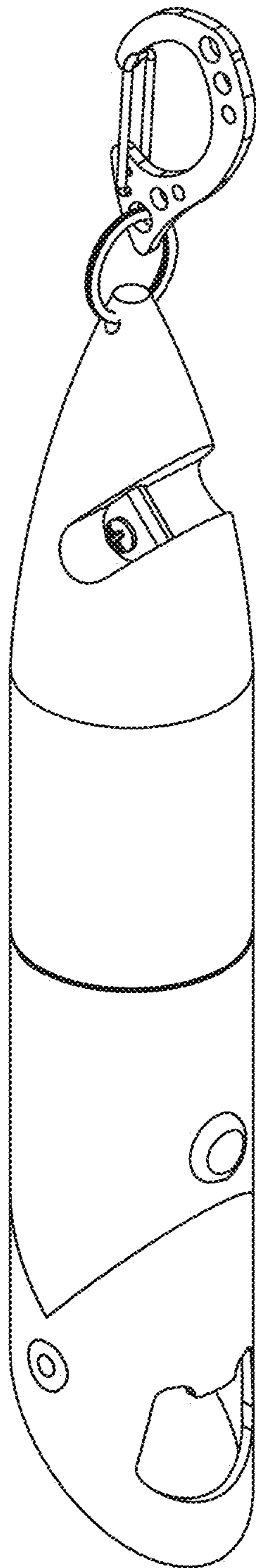


FIG. 9

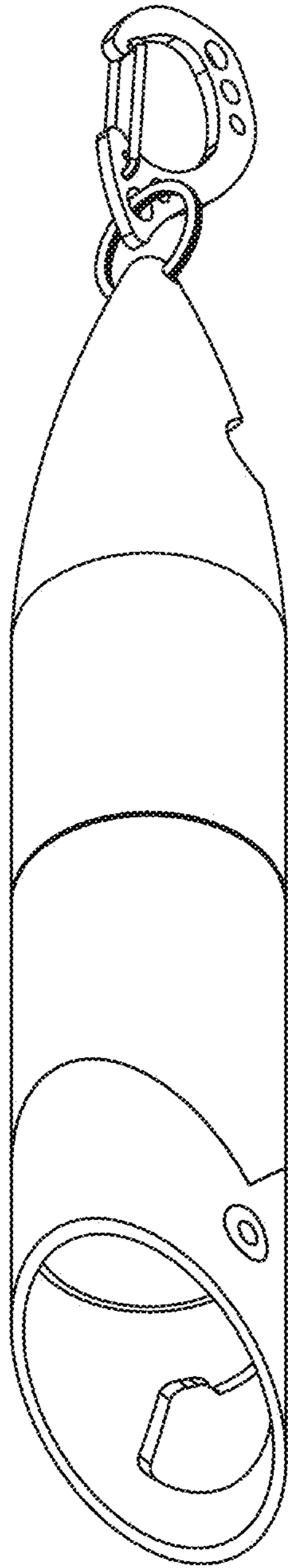


FIG. 10




FIG. 11




FIG. 12

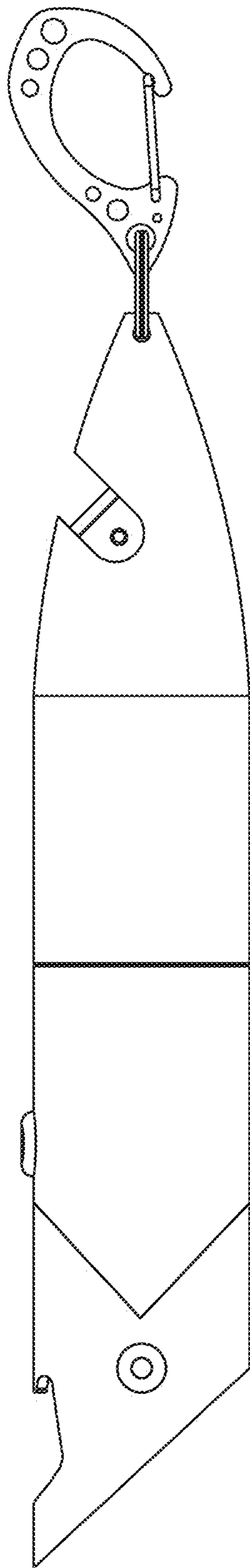


FIG. 13

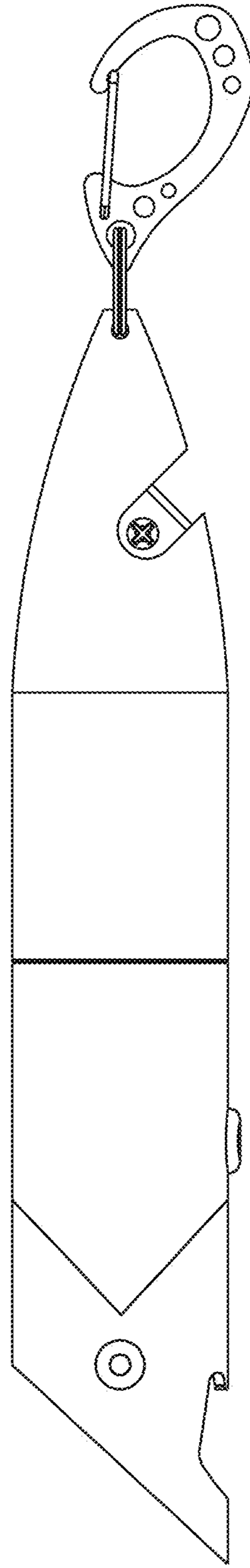


FIG. 14

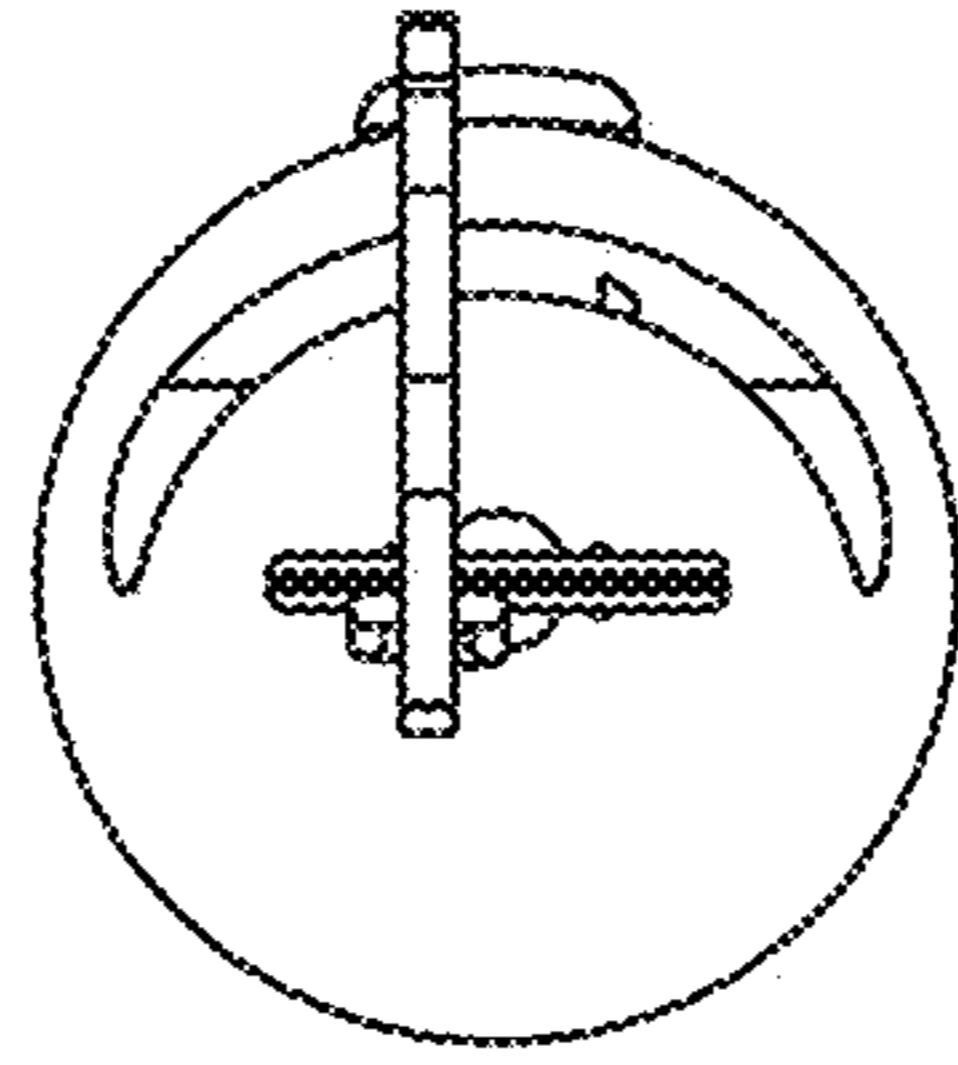


FIG. 15

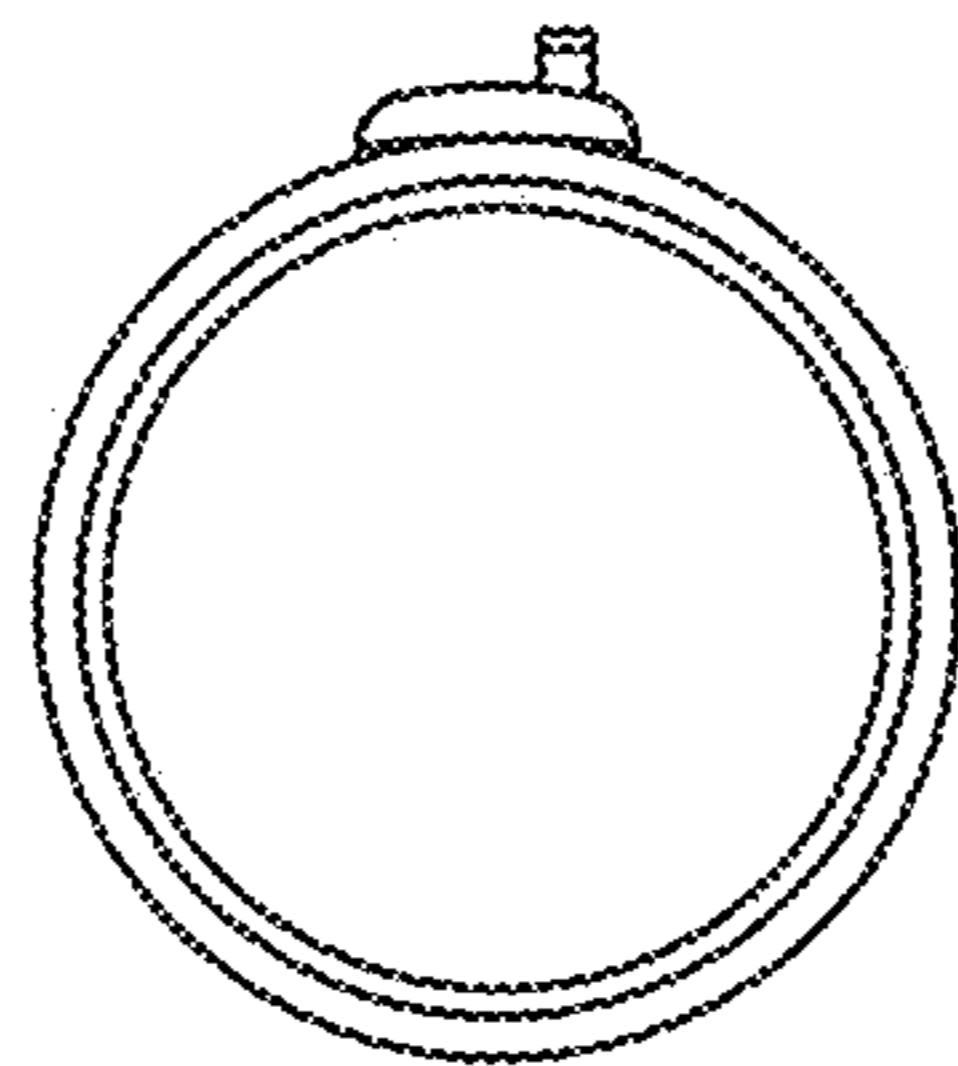


FIG. 16