



US00D903911S

(12) **United States Design Patent** (10) **Patent No.:** **US D903,911 S**
Kato et al. (45) **Date of Patent:** **** Dec. 1, 2020**

(54) **FRONT COMBINATION LAMP FOR AN AUTOMOBILE**

D843,034 S * 3/2019 Kim D26/28
D846,164 S * 4/2019 Lin D26/28
D851,302 S * 6/2019 Lin D26/28
D855,848 S * 8/2019 Lai D26/28

(71) Applicants: **Hiroki Kato**, Toyota (JP); **Eishi Suzuki**, Itabashi (JP)

(72) Inventors: **Hiroki Kato**, Toyota (JP); **Eishi Suzuki**, Itabashi (JP)

(73) Assignee: **TOYOTA JIDOSHA KABUSHIKI KAISHA**

(**) Term: **15 Years**

(21) Appl. No.: **29/707,113**

(22) Filed: **Sep. 26, 2019**

(30) **Foreign Application Priority Data**

Mar. 28, 2019 (JP) 2019-006710

(51) **LOC (12) Cl.** **26-06**

(52) **U.S. Cl.**
USPC **D26/28**

(58) **Field of Classification Search**
USPC D26/28-36, 139
CPC F21S 48/00; F21S 48/10; F21S 48/115;
F21S 48/225; F21S 48/1233; F21S 48/1266; F21S 48/1388; F21S 48/2268;
F21V 21/04; F21V 29/004; B60Q 9/13;
B60Q 9/135; B60Q 9/1375
See application file for complete search history.

(56) **References Cited**

U.S. PATENT DOCUMENTS

D755,424 S * 5/2016 Kong D26/28
D763,486 S * 8/2016 Kwon D26/28
D816,875 S * 5/2018 Kong D26/28
D818,164 S * 5/2018 Ha D26/28
D833,044 S * 11/2018 Aiba D26/28
D842,510 S * 3/2019 Kang D26/28

OTHER PUBLICATIONS

Netcarshow, Toyota, Toyota Rav 4 (2019), <<https://www.netcarshow.com/toyota/2019-rav4/>>, available as early as Feb. 21, 2019.
Netcarshow, Toyota, Lexus RC (2019), <<https://www.netcarshow.com/lexus/2019-rc/>>, available as early as Feb. 21, 2019.
Netcarshow, Hyundai, Hyundai Tucson (2019), <https://www.netcarshow.com/hyunda/2019-tucson_eu-version/>, available as early as Feb. 21, 2019.

* cited by examiner

Primary Examiner — Marcus A Jackson
(74) *Attorney, Agent, or Firm* — Saidman DesignLaw Group, LLC

(57) **CLAIM**

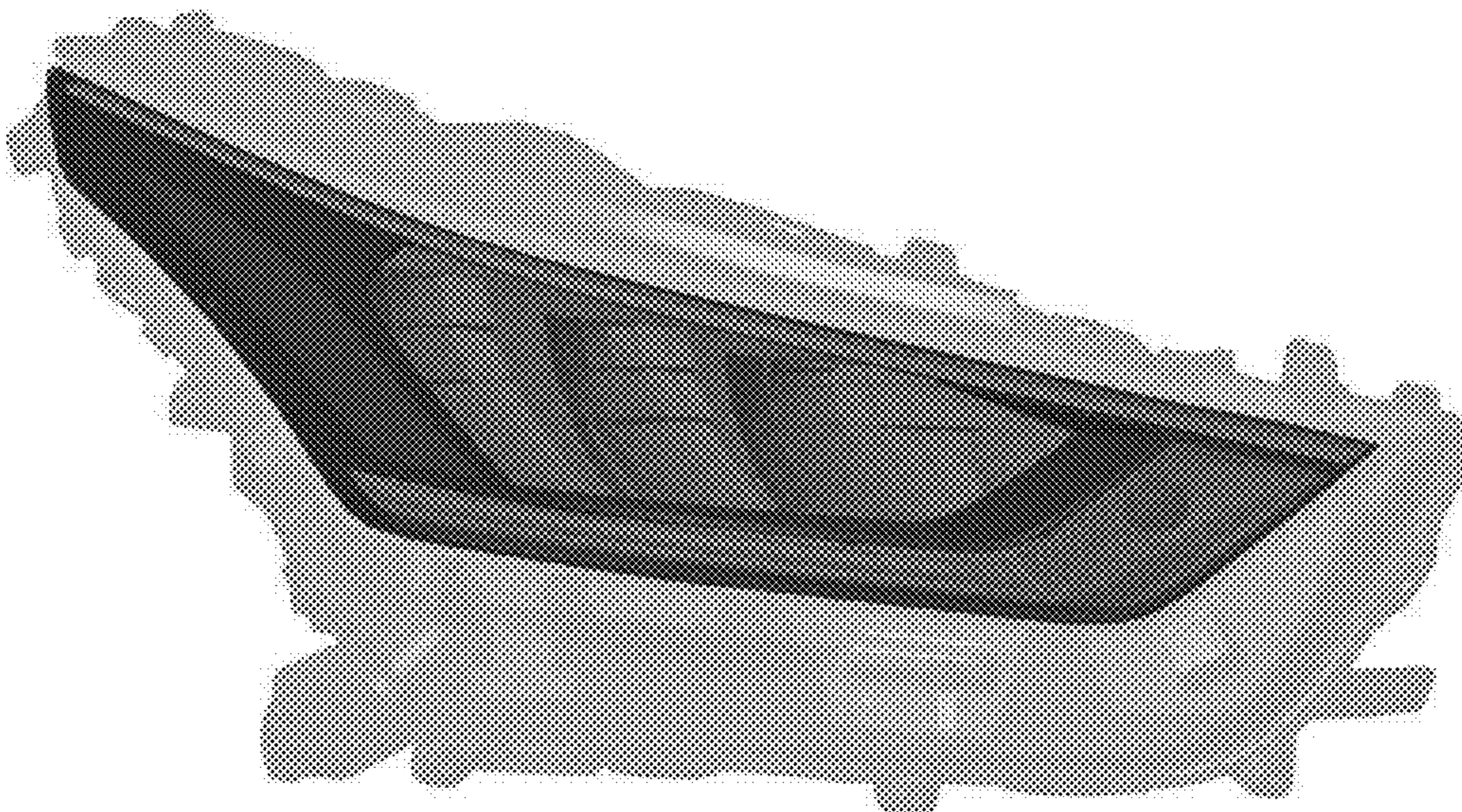
The ornamental design for a front combination lamp for an automobile, as shown and described.

DESCRIPTION

FIG. 1 is a perspective view of a front combination lamp for an automobile showing our new design;
FIG. 2 is a front view thereof;
FIG. 3 is a rear view thereof;
FIG. 4 is a right side view thereof;
FIG. 5 is a left side view thereof;
FIG. 6 is a top view thereof; and,
FIG. 7 is a bottom view thereof.

The claimed design is indicated by the relatively dark portions in the figures. The relatively light portions form no part of the claimed design.

1 Claim, 7 Drawing Sheets



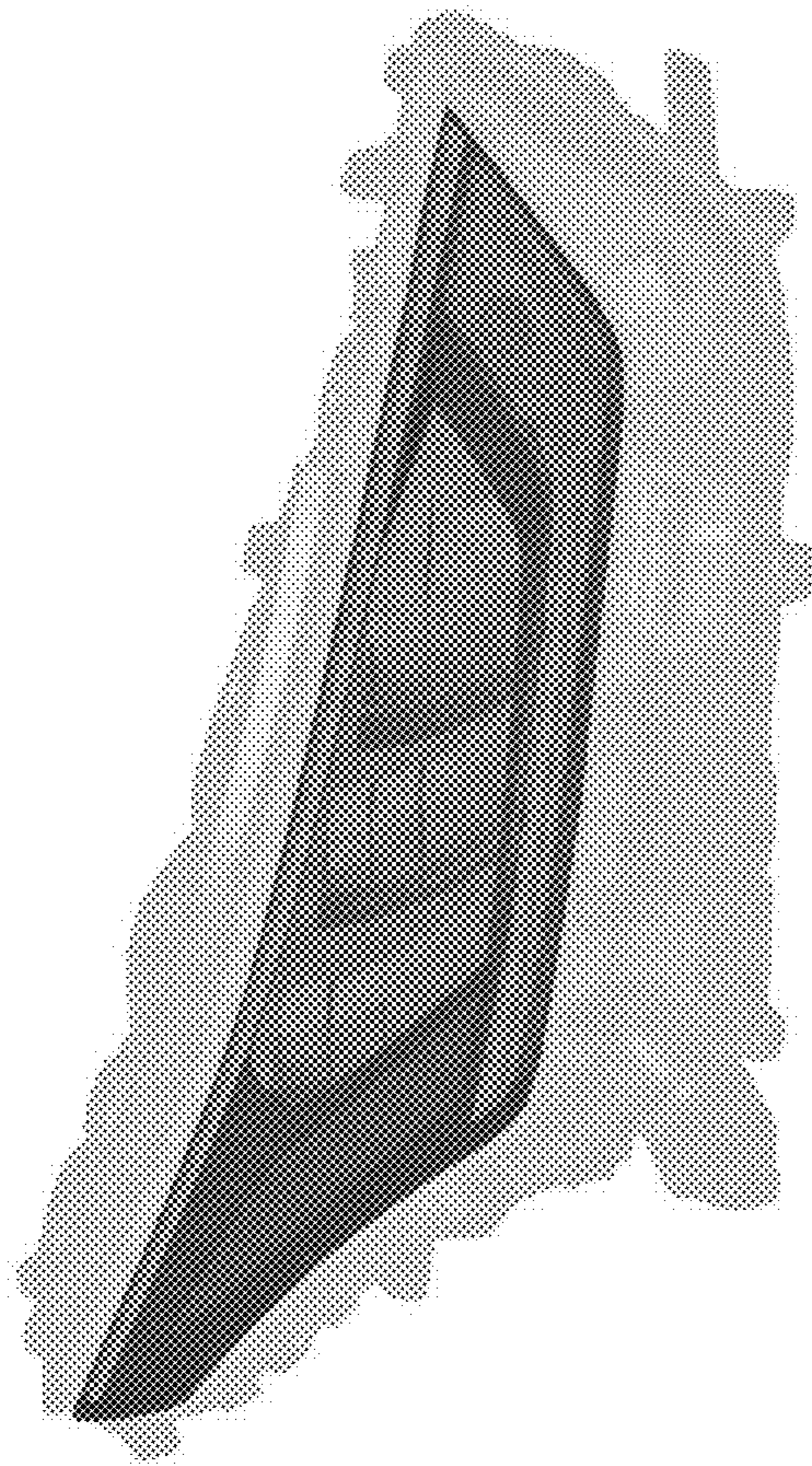


FIG. 1

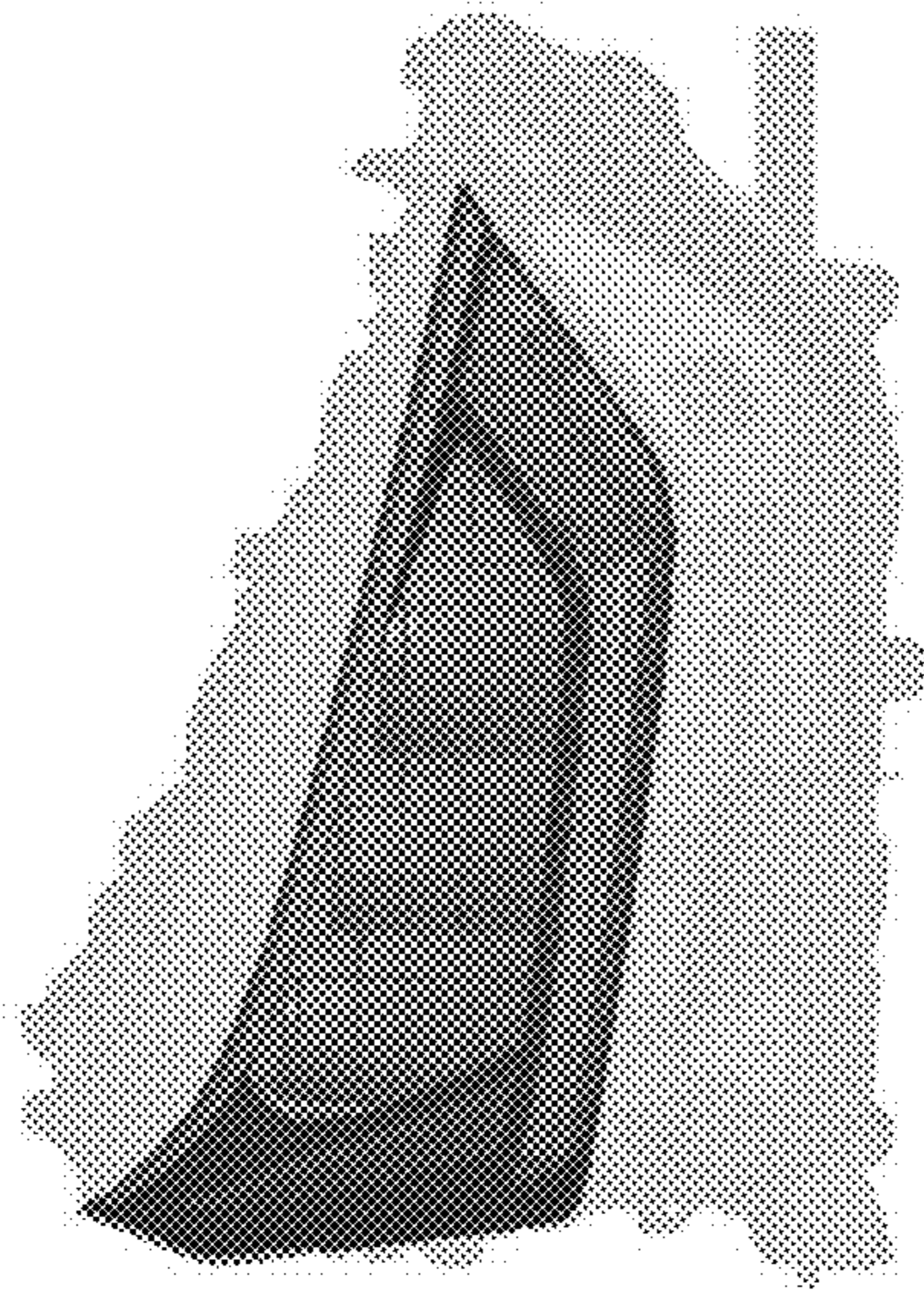


FIG. 2

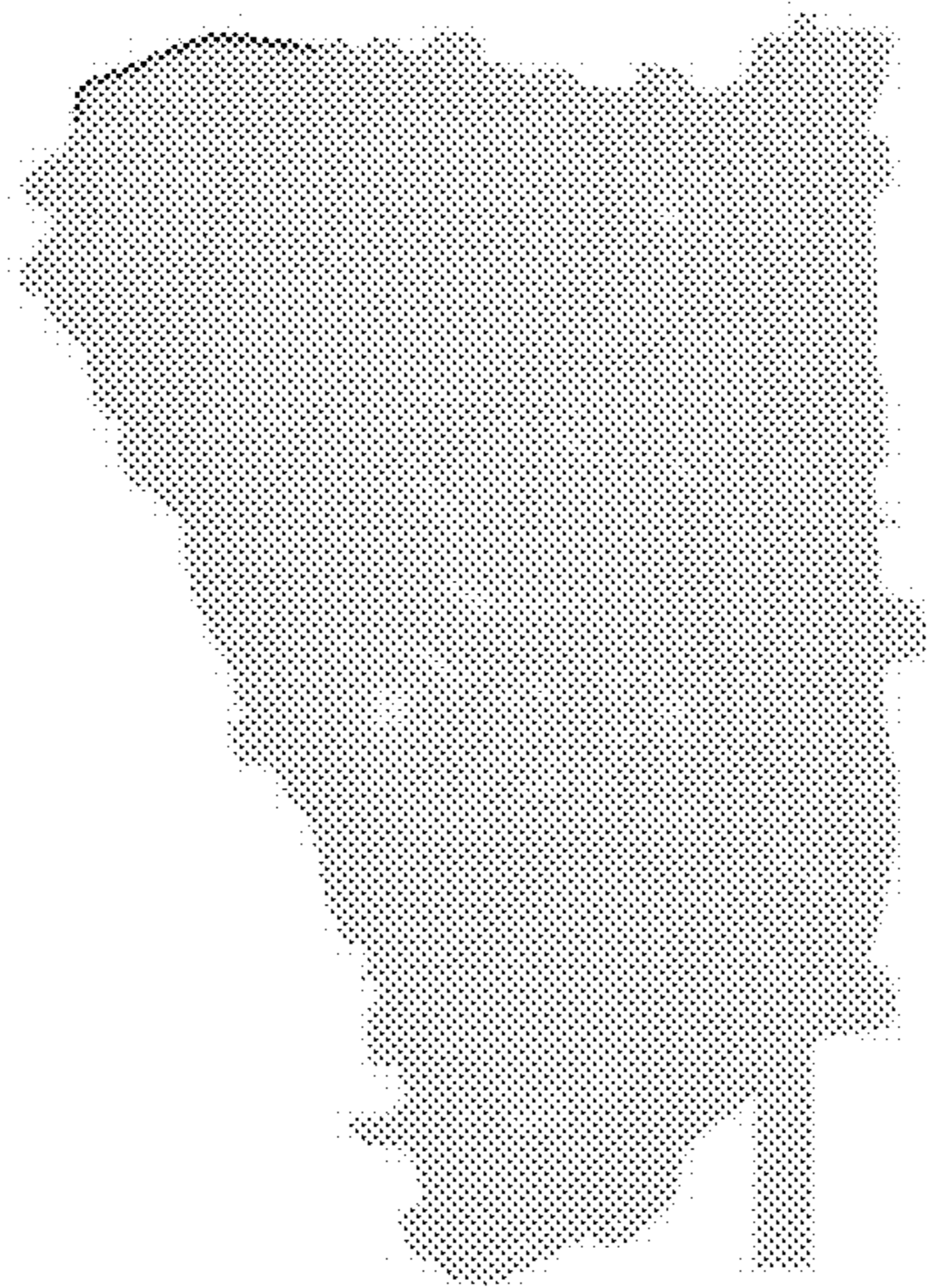


FIG. 3




FIG. 4

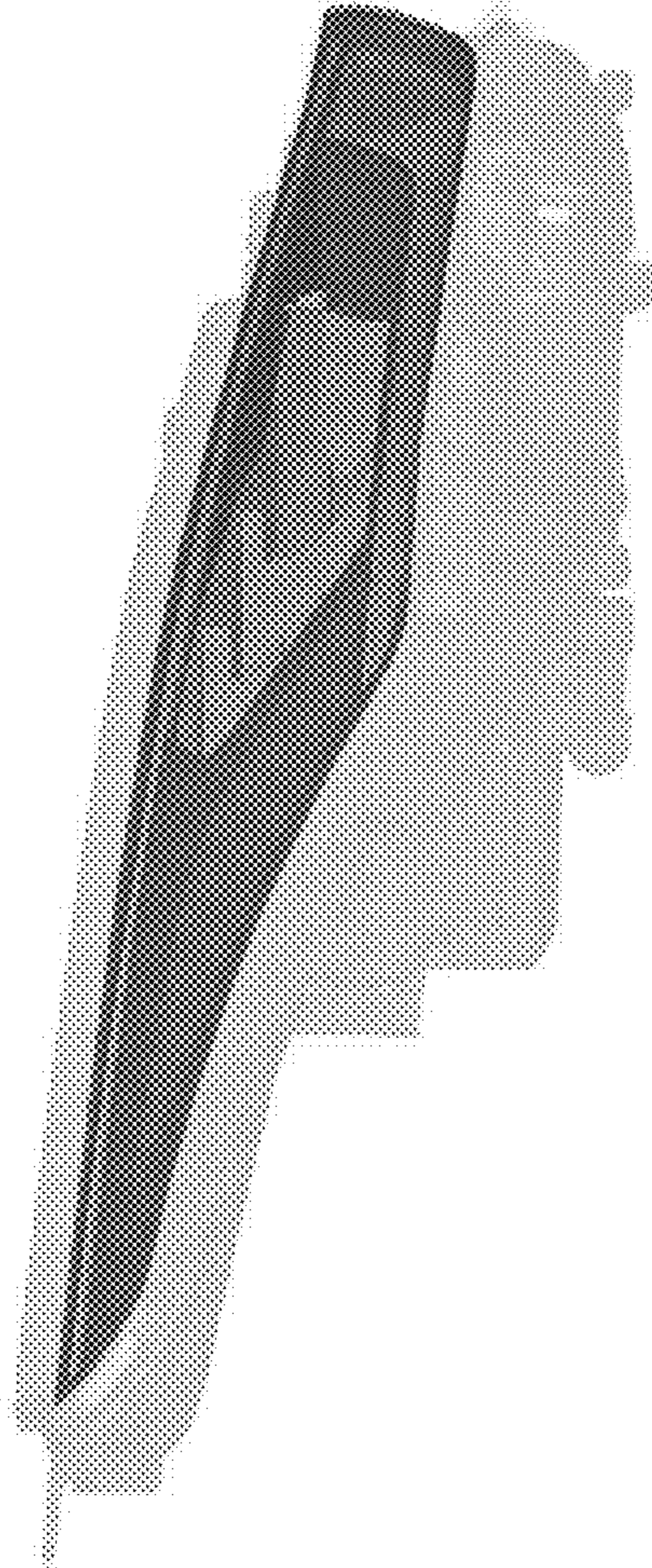


FIG. 5




FIG. 6

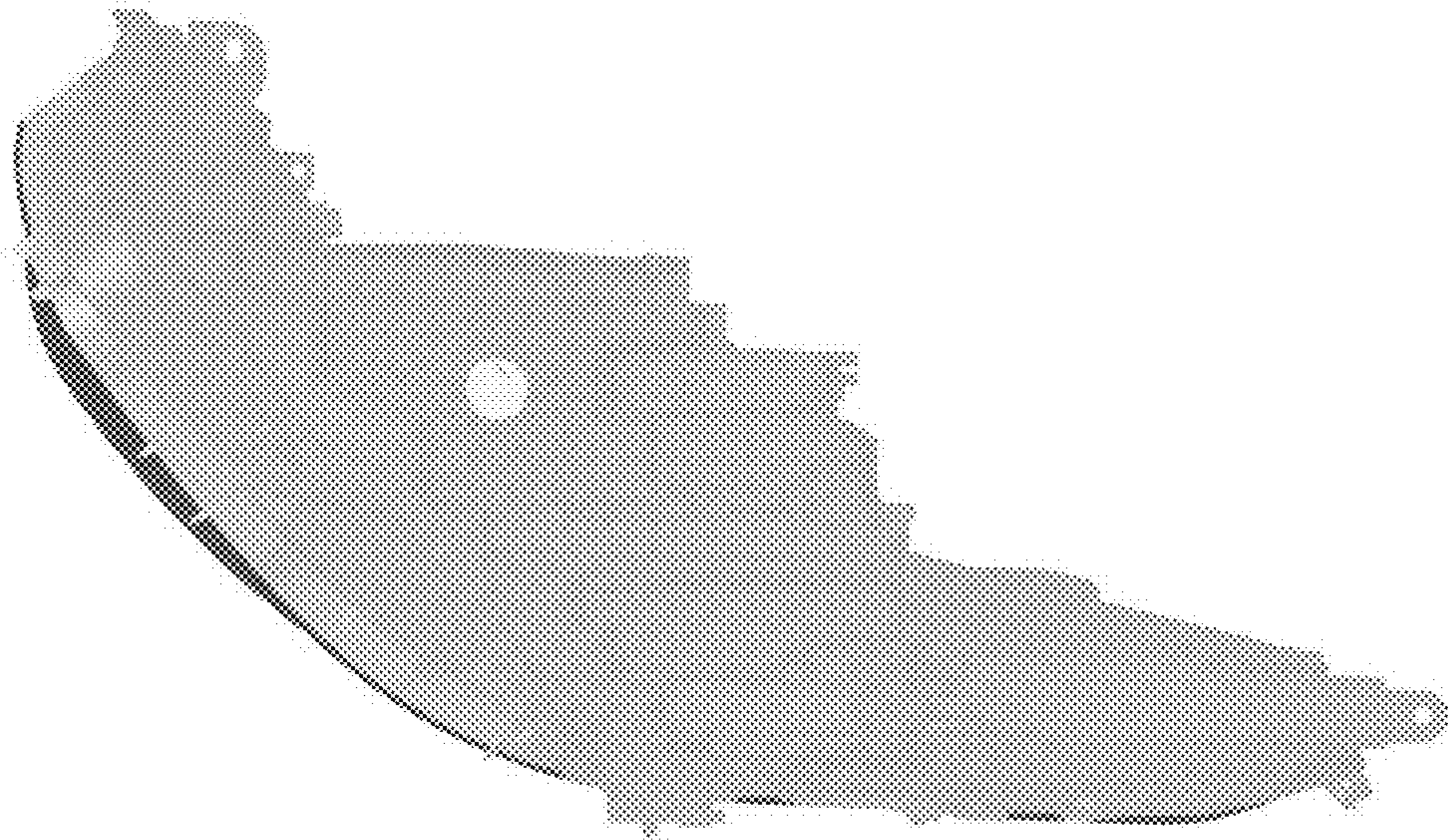


FIG. 7