



US00D903890S

(12) **United States Design Patent** (10) **Patent No.:** **US D903,890 S**
Spratt (45) **Date of Patent:** **** Dec. 1, 2020**

(54) **MESSAGE ROLLER**
(71) Applicant: **IQBody LLC**, Coronado, CA (US)
(72) Inventor: **Ryan J Spratt**, Coronado, CA (US)
(73) Assignee: **IQ Body, LLC**, Coronado, CA (US)
(**) Term: **15 Years**
(21) Appl. No.: **29/663,976**
(22) Filed: **Sep. 20, 2018**

Related U.S. Application Data

(63) Continuation-in-part of application No. 15/799,858, filed on Oct. 31, 2017.
(51) **LOC (12) Cl.** **28-03**
(52) **U.S. Cl.**
USPC **D24/215**
(58) **Field of Classification Search**
USPC 601/99, 114, 118, 120, 121, 124, 125,
601/130, 131, 134, 135, 136, 137;
D24/200, 211, 212, 213, 214, 215;
D12/114, 178; D8/303; D21/803;
D30/160
CPC A61H 2015/0014; A61H 15/00; A61H
2205/12; A61H 7/002; A63B 21/4033;
A63B 21/4049
See application file for complete search history.

(56) **References Cited**
U.S. PATENT DOCUMENTS

D119,035 S * 2/1940 Lindgren D30/160
D177,529 S * 4/1956 McDermott D24/212

D253,373 S * 11/1979 Celeste 601/121
D256,503 S * 8/1980 Moustakas D30/160
D274,468 S * 6/1984 Perry D24/211
D274,649 S * 7/1984 Shiu D24/212
D279,406 S * 6/1985 Shiu D24/211
D446,584 S * 8/2001 Chen D24/211
D475,464 S * 6/2003 Chen D24/211
D477,414 S * 7/2003 Chen D24/211
D628,662 S * 12/2010 Heller D21/692
D654,970 S * 2/2012 Daves D21/662
D689,155 S * 9/2013 Jahns D24/211
D734,480 S * 7/2015 Jones D24/211
D736,398 S * 8/2015 Kwon D24/211
D764,066 S * 8/2016 Somjee D24/211
D804,048 S * 11/2017 Winkley D24/215
9,895,285 B2 * 2/2018 Ingrassia A61H 15/0092
D818,139 S * 5/2018 Marshall D24/211
D829,920 S * 10/2018 Carpinelli D24/211

* cited by examiner

Primary Examiner — Cynthia Ramirez
Assistant Examiner — Michael A Maharajh
(74) *Attorney, Agent, or Firm* — Stephen H. Docker

(57) **CLAIM**

The ornamental design for a massage roller, as shown and described.

DESCRIPTION

FIG. 1 is a side view of the massage roller showing my new design;
FIG. 2 is a perspective view thereof;
FIG. 3 is another perspective view thereof;
FIG. 4 is another perspective view thereof; and,
FIG. 5 is another perspective view thereof.

1 Claim, 5 Drawing Sheets






FIG 1

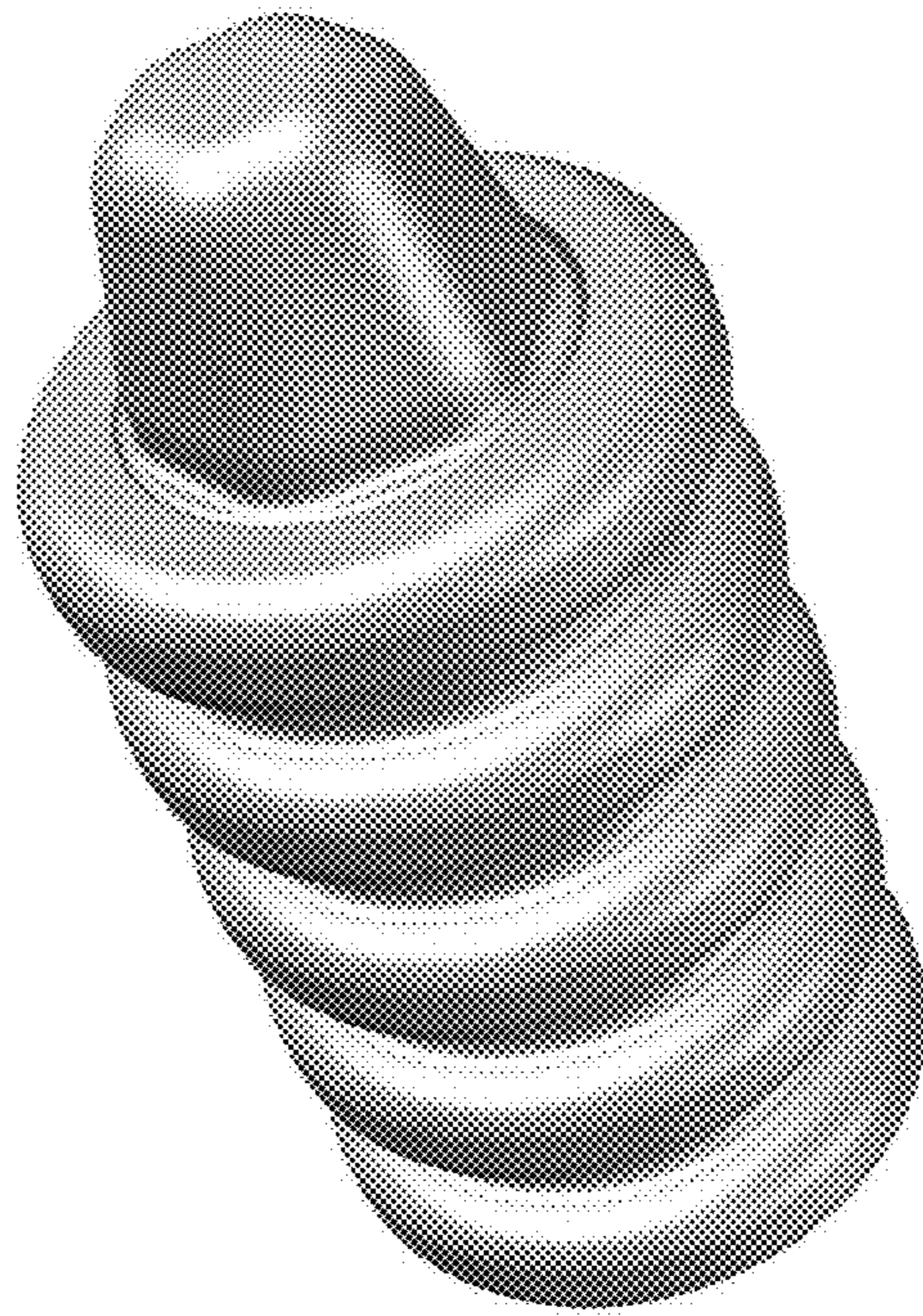


FIG 2




FIG 3




FIG 4




FIG 5