



US00D903884S

(12) **United States Design Patent** (10) **Patent No.:** **US D903,884 S**
Rollins (45) **Date of Patent:** **** Dec. 1, 2020**

(54) **MESSAGE TOOL**

(71) Applicant: **ROI ROLLINS INC.**, Surrey (CA)

(72) Inventor: **Roi Rollins**, Surrey (CA)

(73) Assignee: **ROI ROLLINS INC.**, Surrey (CA)

(**) Term: **15 Years**

(21) Appl. No.: **29/690,532**

(22) Filed: **May 8, 2019**

(51) **LOC (12) Cl.** **28-03**

(52) **U.S. Cl.**
USPC **D24/200**; D24/214

(58) **Field of Classification Search**
USPC D24/200, 214–215; 601/48, 68, 80, 125,
601/135, 137, DIG. 14, DIG. 15
CPC A61H 7/001; A61H 7/003; A61H 7/00;
A61H 7/002; A61H 2201/0153; A61H
2201/0157; A61H 2201/1253; A61H
2205/06; A61H 2205/10; A61H 2205/081
See application file for complete search history.

(56) **References Cited**

U.S. PATENT DOCUMENTS

5,231,977 A *	8/1993	Graston	A61H 7/003 601/34
D645,568 S *	9/2011	Walker	D24/214
D752,239 S *	3/2016	Stock	D24/214
9,925,110 B1 *	3/2018	Lang	A61H 7/003
D828,926 S *	9/2018	Stock	D24/214
2006/0247563 A1 *	11/2006	Martin	A61H 7/003 601/135
2013/0296750 A1 *	11/2013	Pursel	A61H 7/003 601/137
2020/0179222 A1 *	6/2020	Quick	A61N 1/322

* cited by examiner

Primary Examiner — Wan Laymon

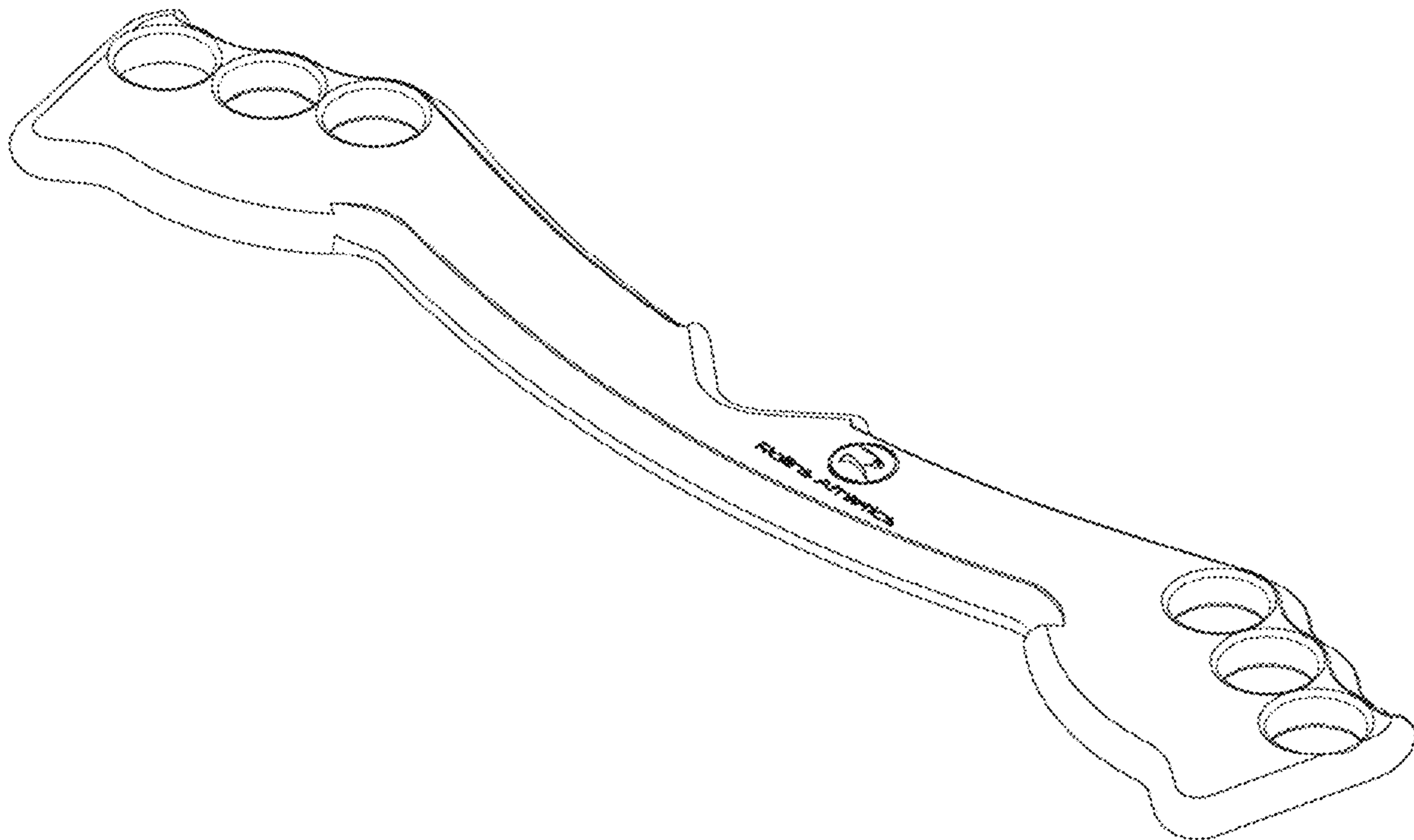
(57) **CLAIM**

The ornamental design for a massage tool, as shown and described.

DESCRIPTION

FIG. 1 is a top view of a massage tool according to the design; and,
FIG. 2 is a perspective top view thereof.

1 Claim, 2 Drawing Sheets






FIG. 1

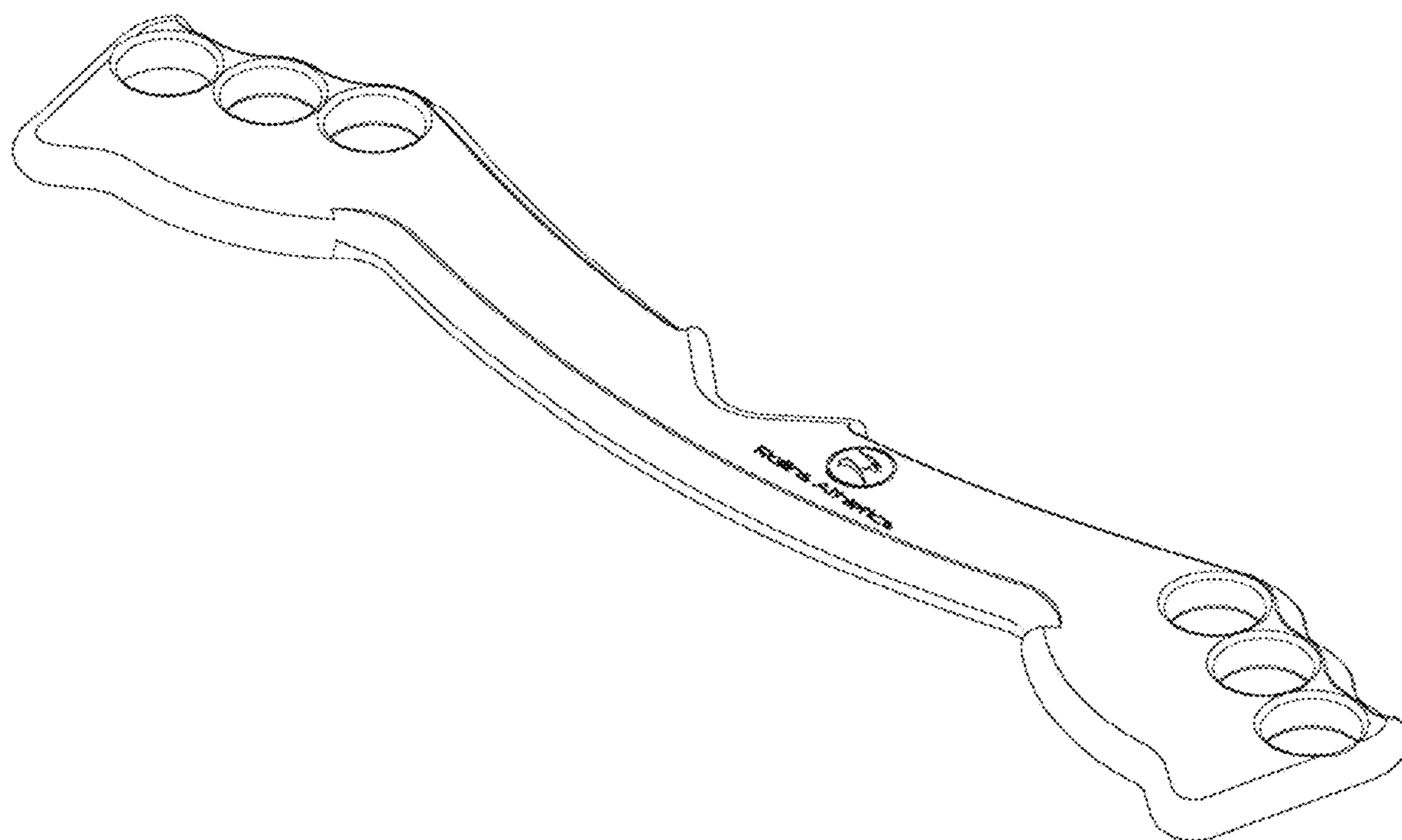


FIG. 2