



US00D903866S

(12) **United States Design Patent**
Chen

(10) **Patent No.:** **US D903,866 S**

(45) **Date of Patent:** **** Dec. 1, 2020**

(54) **MICRONEEDLING PEN**

(71) Applicant: **Guangzhou Ekai Electronic Technology Co., Ltd.**, Guangzhou (CN)

(72) Inventor: **Yonghua Chen**, Guangzhou (CN)

(73) Assignee: **GUANGZHOU EKAI ELECTRONIC TECHNOLOGY CO., LTD.**, Guangdong (CN)

(**) Term: **15 Years**

(21) Appl. No.: **29/684,887**

(22) Filed: **Mar. 25, 2019**

(30) **Foreign Application Priority Data**

Jan. 8, 2019 (CN) 2019 3 0009043

(51) **LOC (12) Cl.** **24-02**

(52) **U.S. Cl.**
USPC **D24/144**

(58) **Field of Classification Search**
USPC D24/112, 113, 130, 133, 134, 135, 138, D24/144, 145, 146, 147, 148, 143, 170, D24/127, 140; D19/174, 199, 186, 197, D19/203; D8/303; D28/7
CPC . A61B 17/29; A61B 17/0218; A61B 17/2909; A61B 17/282; A61B 17/295; A61B 2017/2926; A61B 10/04; A61B 10/0096; A61B 10/025; A61B 17/1604; A61B 17/1611; A61B 17/1679; A61B 17/1688; A61B 17/24; A61B 17/32053; A61B 17/1671; A61B 17/32002; A61B 2017/00398; A61B 2017/00464; A61B 2017/00477; A61B 2017/2946; A61B 2017/0023; A61B 2017/0046; A61B 2017/00473; A61B 2017/00969; A61B 2017/292; A61B 2017/2923; A61B 2090/0813; A61B 90/03; A61B 2010/0025;

(Continued)

(56) **References Cited**

U.S. PATENT DOCUMENTS

D364,923 S * 12/1995 Chou D24/144
D429,814 S * 8/2000 Lorwald D24/140

(Continued)

FOREIGN PATENT DOCUMENTS

CN 302156636 * 10/2012
CN 304373691 * 11/2017

OTHER PUBLICATIONS

Dr. Pen, [site visited Sep. 22, 2020]. Available from Internet. URL: <https://firstclassscrewco.com/products/dr-pen-ultima-m8-wireless-microneedling-pen?variant=31259268841542> (Year: 2020).*

(Continued)

Primary Examiner — T Chase Nelson

Assistant Examiner — Kelly L Gross

(74) *Attorney, Agent, or Firm* — Innovation Capital Law Group, LLP; Vic Lin

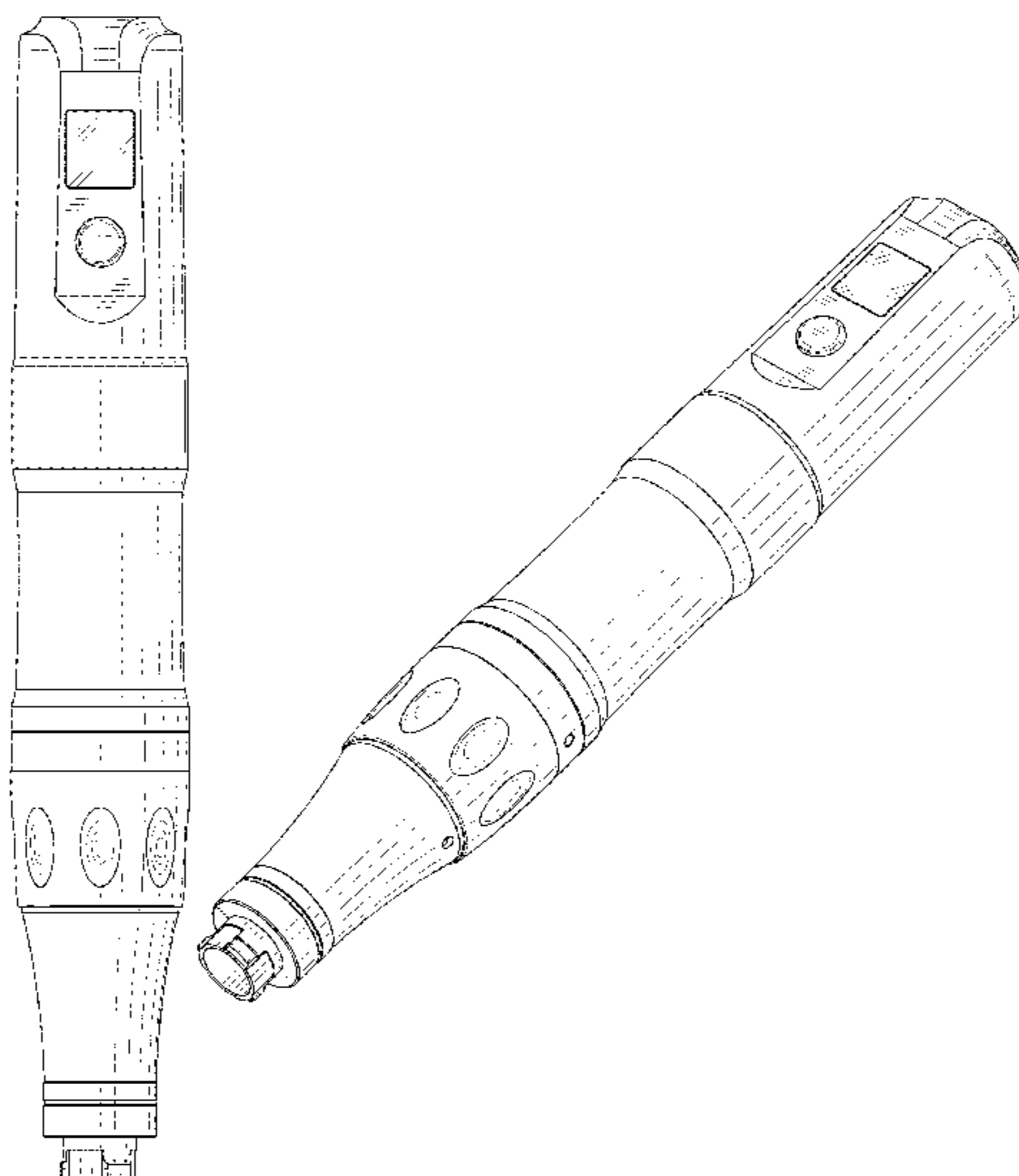
(57) **CLAIM**

The ornamental design for a microneedling pen, as shown and described.

DESCRIPTION

FIG. 1 is a front elevation view of a microneedling pen; FIG. 2 is a rear elevation view thereof; FIG. 3 is a right elevation view thereof; FIG. 4 is a left elevation view thereof; FIG. 5 is an enlarged top plan view thereof; FIG. 6 is an enlarged bottom plan view thereof; and, FIG. 7 is a front perspective view thereof. The broken line portions of the microneedling pen in the figures are included to show unclaimed subject matter only and form no part of the claimed design.

1 Claim, 7 Drawing Sheets



(58) **Field of Classification Search**
 CPC A61M 37/00; A61M 37/0076; A61M
 37/0084; A61M 37/0015; A61M 37/0092;
 A61M 5/2466; A61M 5/46; A61M 5/48;
 A61M 5/482; A61M 2037/0007
 See application file for complete search history.

(56) **References Cited**

U.S. PATENT DOCUMENTS

D550,363 S * 9/2007 Hannant A61M 5/2033
 D24/186
 D560,805 S * 1/2008 Young A61B 17/205
 D24/146
 D648,024 S * 11/2011 Harkin A61F 2/966
 D24/146
 D696,774 S * 12/2013 Guarraia A61M 5/20
 D24/113
 8,668,663 B2 * 3/2014 Kluge A61M 37/0076
 604/22
 8,794,109 B2 * 8/2014 Lee A61M 37/0084
 81/9.22
 8,920,379 B2 * 12/2014 Lee A61M 37/0076
 604/173
 D741,992 S * 10/2015 Roeper A61F 2/966
 D24/108

9,149,618 B2 * 10/2015 Xu A61B 17/205
 D758,566 S * 6/2016 Chen D24/113
 9,402,984 B2 * 8/2016 Lemaire A61M 5/2033
 D779,670 S * 2/2017 Krystyniak D24/146
 D791,947 S * 7/2017 Chen D24/146
 D805,196 S * 12/2017 Lee D24/144
 D805,197 S * 12/2017 Lee D24/144
 D805,198 S * 12/2017 Lee D24/144
 D805,640 S * 12/2017 Lee D24/144
 D810,281 S * 2/2018 Holmqvist A61M 5/20
 D24/112
 D837,371 S * 1/2019 Zu D24/144
 D837,372 S * 1/2019 Zu D24/144
 10,300,208 B2 * 5/2019 Gylleby A61M 5/31581
 D865,965 S * 11/2019 Siciliano A61M 37/0084
 D24/146
 D866,762 S * 11/2019 Lee D24/144
 2016/0175573 A1 * 6/2016 Groop A61M 37/0015
 604/173

OTHER PUBLICATIONS

Beautimate Derma Pen 2, [site visited Sep. 22, 2020]. Available
 from Internet. URL: <https://www.walmart.com/ip/beautimate-Derma-Pen-II-Professional-Rechargeable-Microneedle-Skin-Care-System/238779914> (Year: 2020).*

* cited by examiner

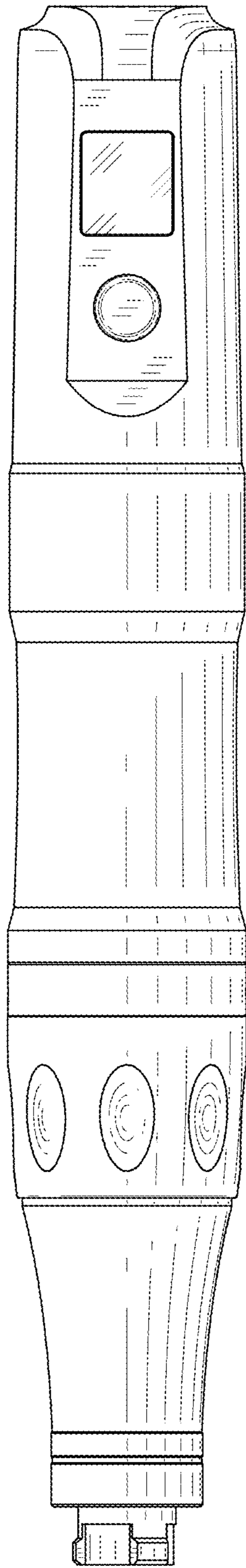


FIG. 1

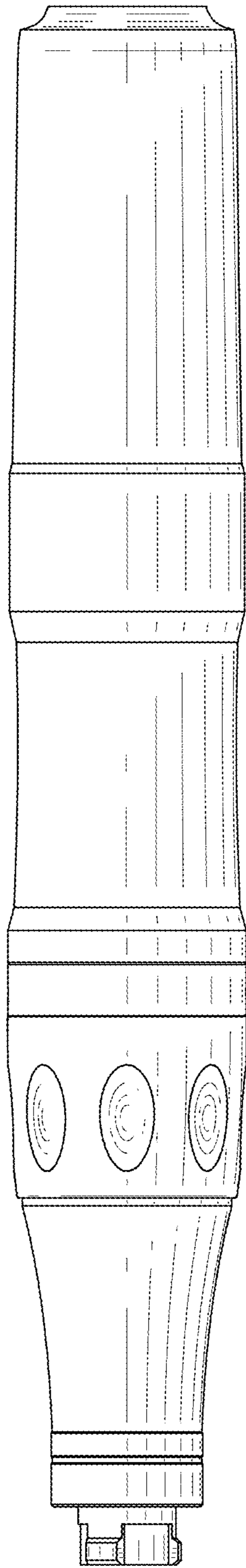


FIG. 2

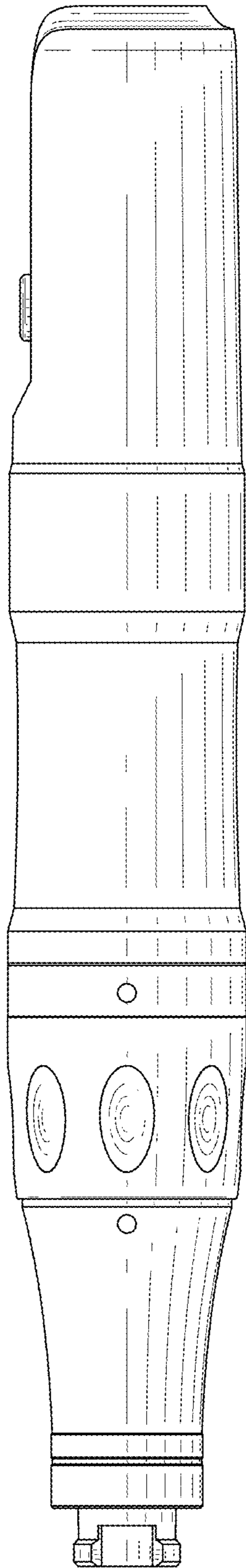


FIG. 3

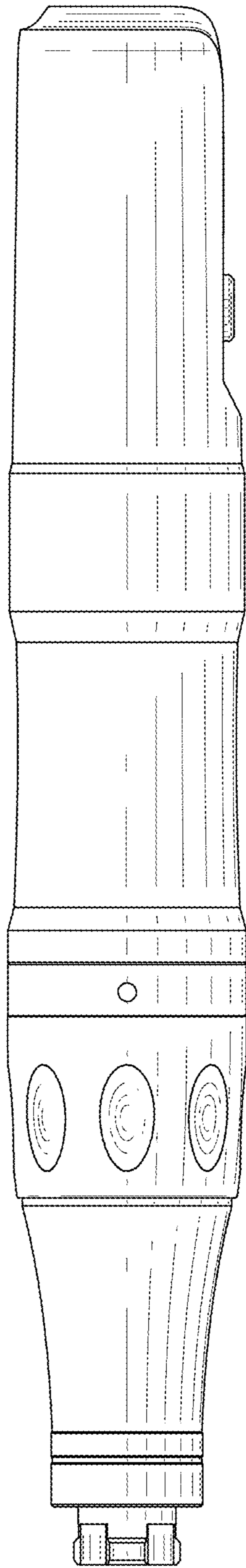


FIG. 4

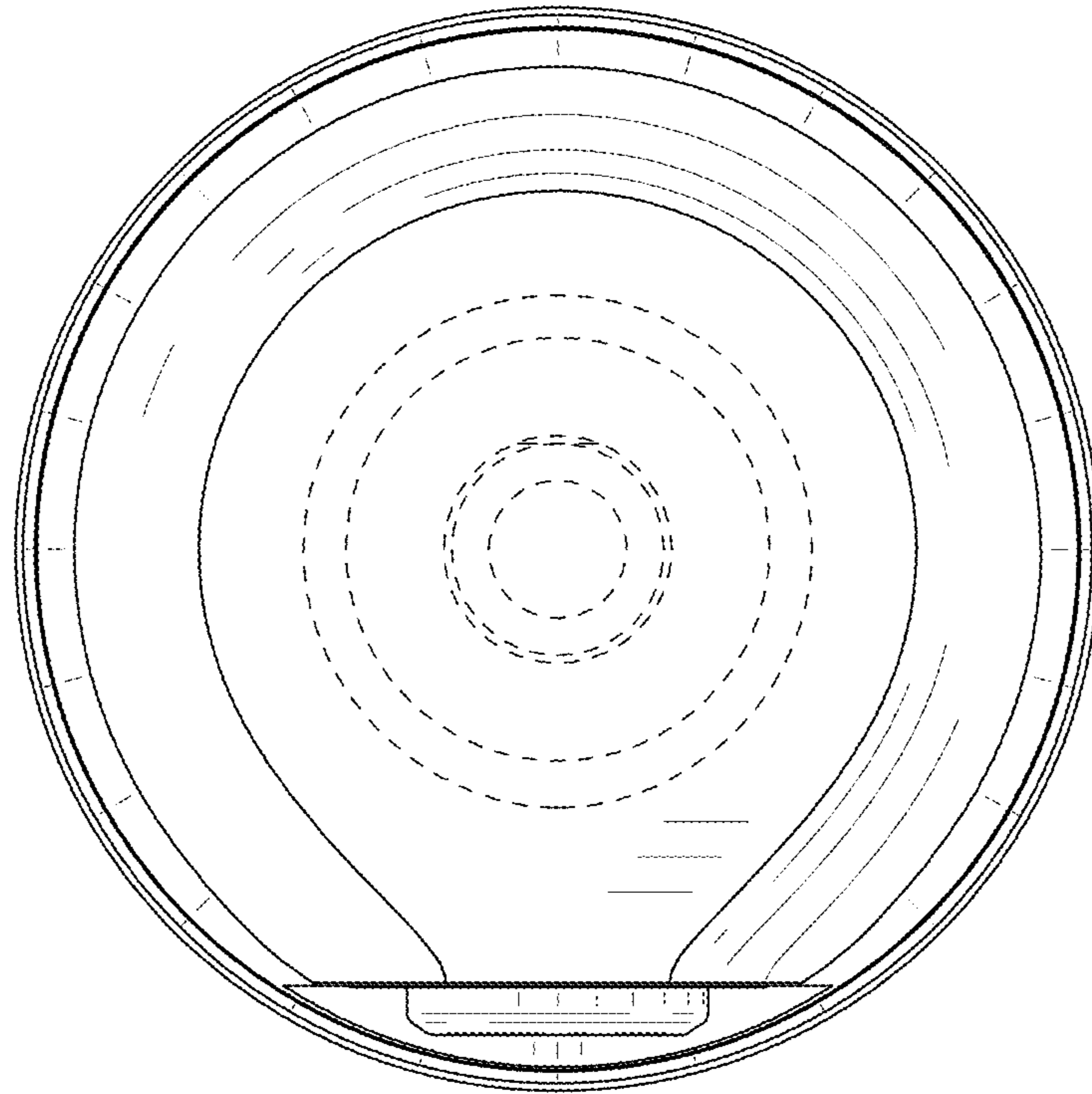


FIG. 5

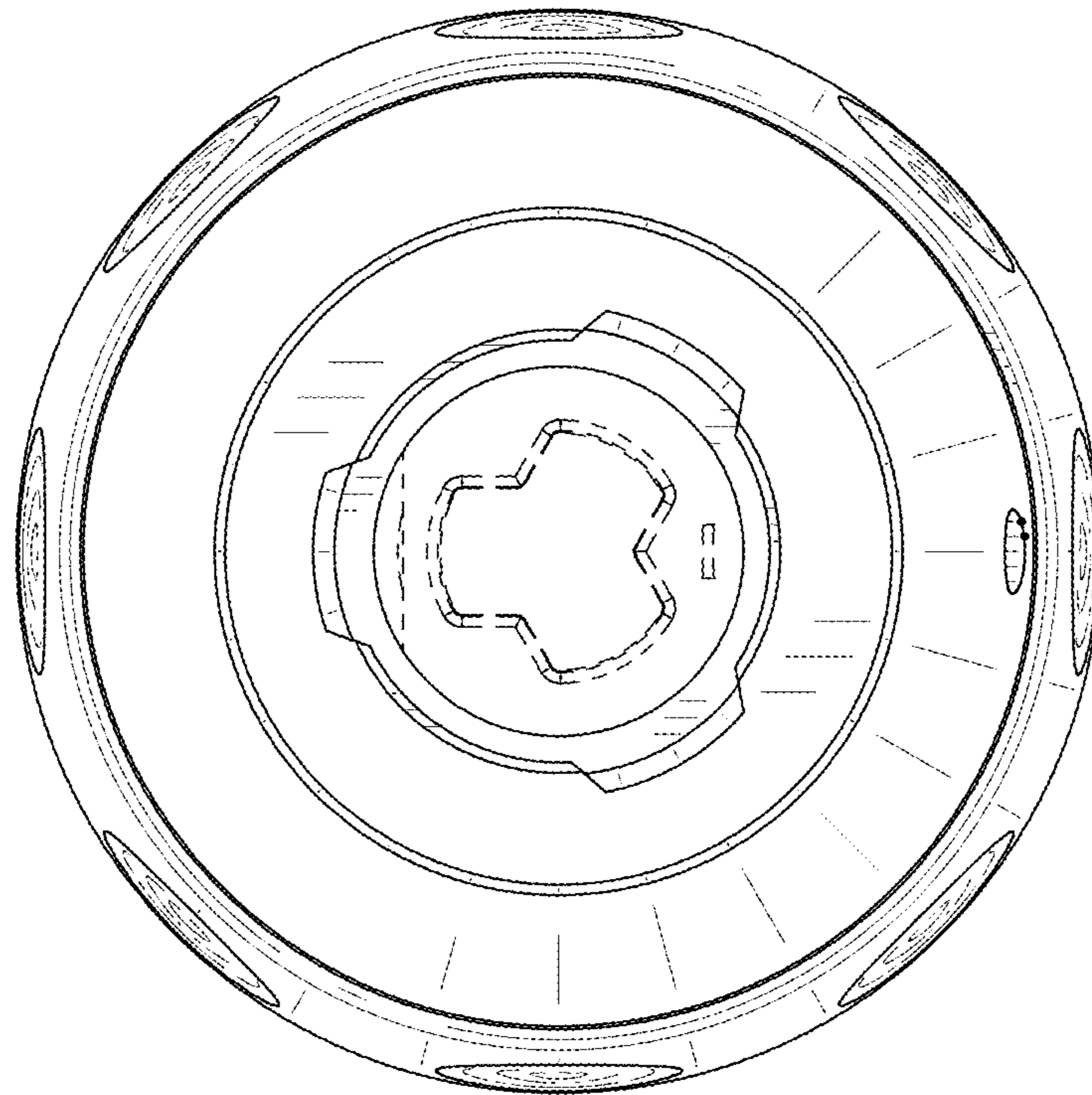


FIG. 6

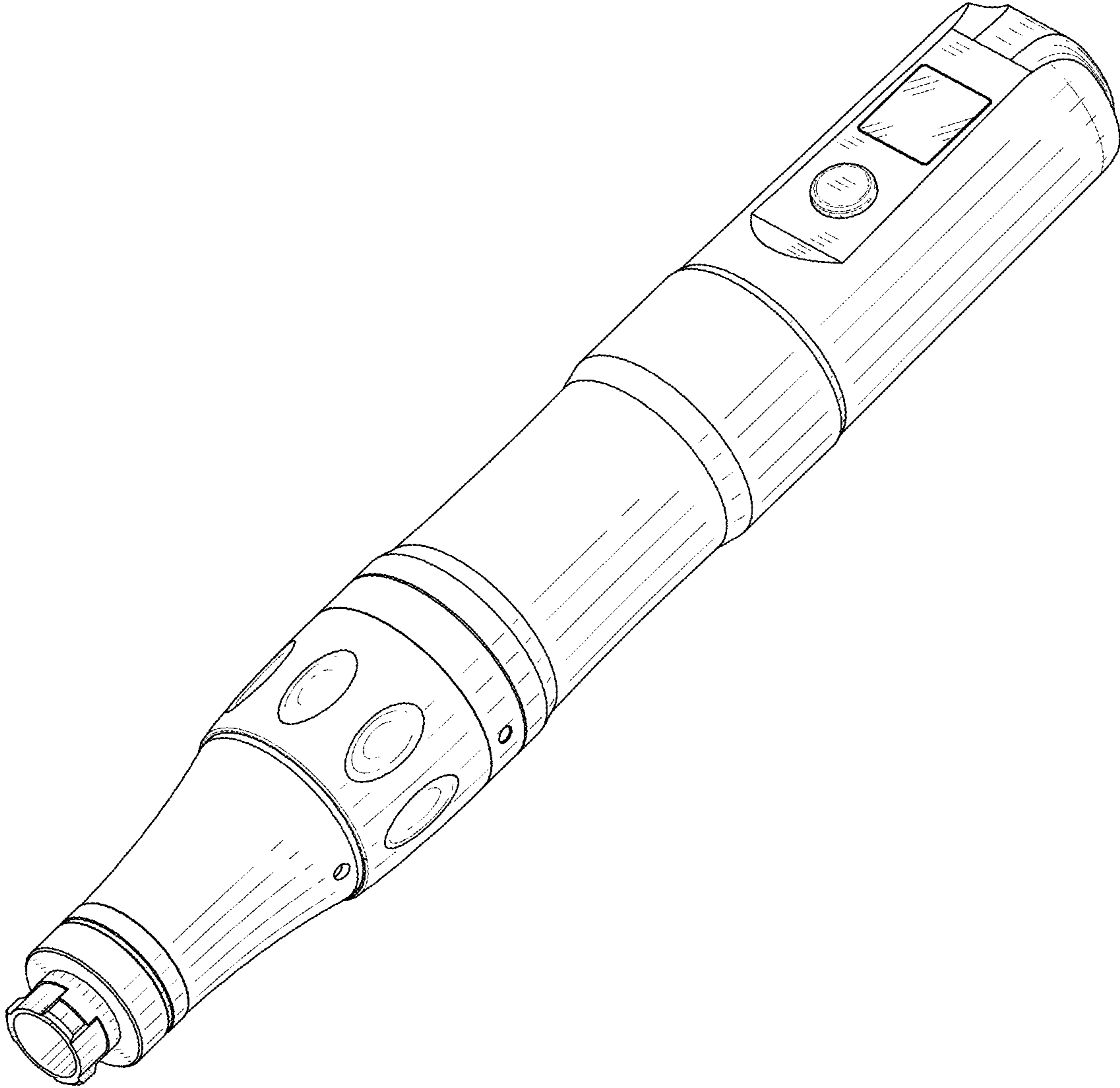


FIG. 7