



US00D903852S

(12) **United States Design Patent** (10) **Patent No.:** **US D903,852 S**
Inoue et al. (45) **Date of Patent:** **** Dec. 1, 2020**

(54) **BREATH DETECTOR**

(56) **References Cited**

(71) Applicant: **OMRON HEALTHCARE Co., Ltd.,**
Muko (JP)

U.S. PATENT DOCUMENTS

(72) Inventors: **Kosuke Inoue, Muko (JP); Masahiko Yumoto, Muko (JP); Tsuyoshi Ogihara, Muko (JP)**

6,450,969	B1 *	9/2002	Farr	A61B 5/087
					600/538
D691,059	S *	10/2013	Fechner	D10/81
D692,786	S *	11/2013	Fechner	D10/78
D826,751	S *	8/2018	Fornoff	D10/81
D828,192	S *	9/2018	Fornoff	D10/81
D828,193	S *	9/2018	Fornoff	D10/81
D828,194	S *	9/2018	Fornoff	D10/81
D828,925	S *	9/2018	Levi	D24/214
D834,701	S *	11/2018	Inoue	D24/107
D850,638	S *	6/2019	Cha	D24/200
D887,544	S *	6/2020	Inoue	D24/107
2016/0338620	A1 *	11/2016	Masavage	A61B 5/082
2020/0253487	A1 *	8/2020	Fridman	A61B 5/0006

(73) Assignee: **OMRON HEALTHCARE Co., Ltd.**
(JP)

(**) Term: **15 Years**

(21) Appl. No.: **29/734,378**

(22) Filed: **May 12, 2020**

* cited by examiner

Related U.S. Application Data

(62) Division of application No. 29/643,701, filed on Apr. 11, 2018, now Pat. No. Des. 887,544.

Primary Examiner — Lilyana Bekic

(74) *Attorney, Agent, or Firm* — Saidman DesignLaw Group, LLC

(30) **Foreign Application Priority Data**

Oct. 12, 2017 (JP) 2017-022569

(51) **LOC (12) Cl.** **24-01**

(52) **U.S. Cl.**
USPC **D24/107; D24/164; D10/81**

(58) **Field of Classification Search**
USPC D24/107, 133, 146, 200, 209, 214, 164,
D24/188; D10/81

CPC G01N 33/497; G01N 33/4972; G01N
2033/4975; A61B 5/082; A61B 5/097;
A61B 5/0836; A61B 5/087; A61B 5/42

See application file for complete search history.

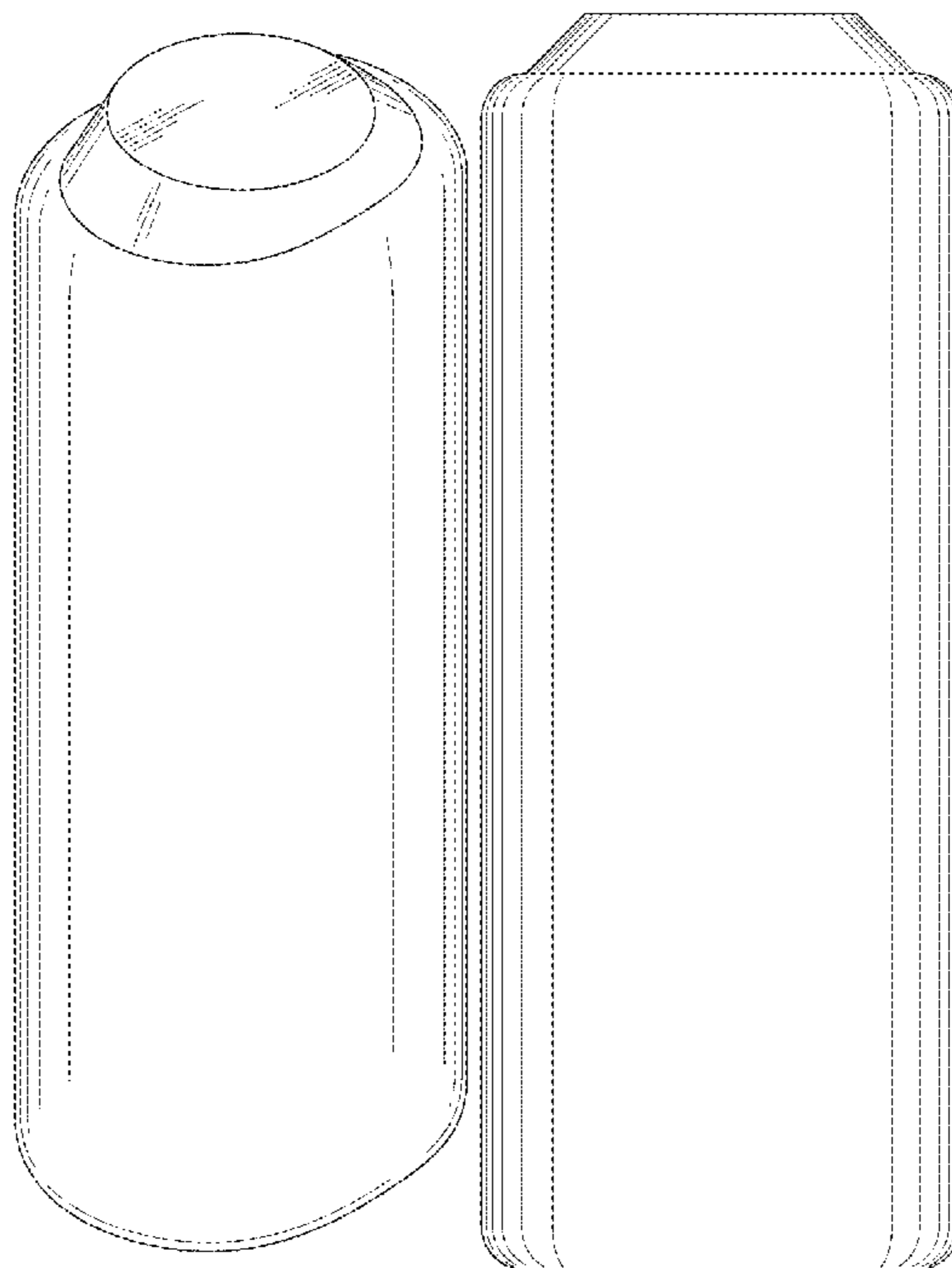
(57) **CLAIM**

The ornamental design for a breath detector, as shown and described.

DESCRIPTION

FIG. 1 is a perspective view of a breath detector showing our new design;
FIG. 2 is a front view thereof;
FIG. 3 is a rear view thereof;
FIG. 4 is a left side view thereof;
FIG. 5 is a right side view thereof;
FIG. 6 is a top view thereof; and,
FIG. 7 is a bottom view thereof.

1 Claim, 6 Drawing Sheets






FIG. 1




FIG. 2




FIG. 3




FIG. 4




FIG. 5

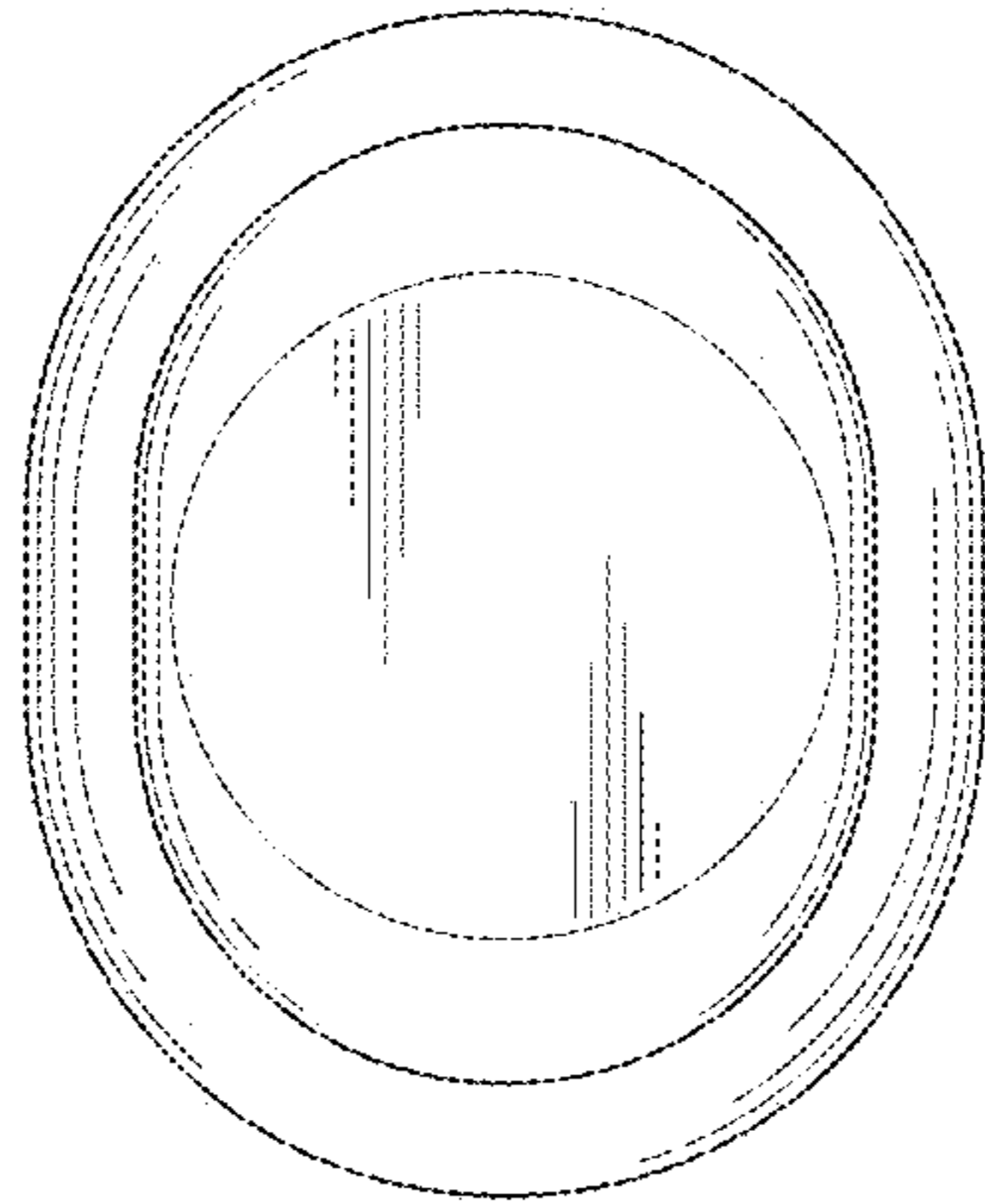


FIG. 6

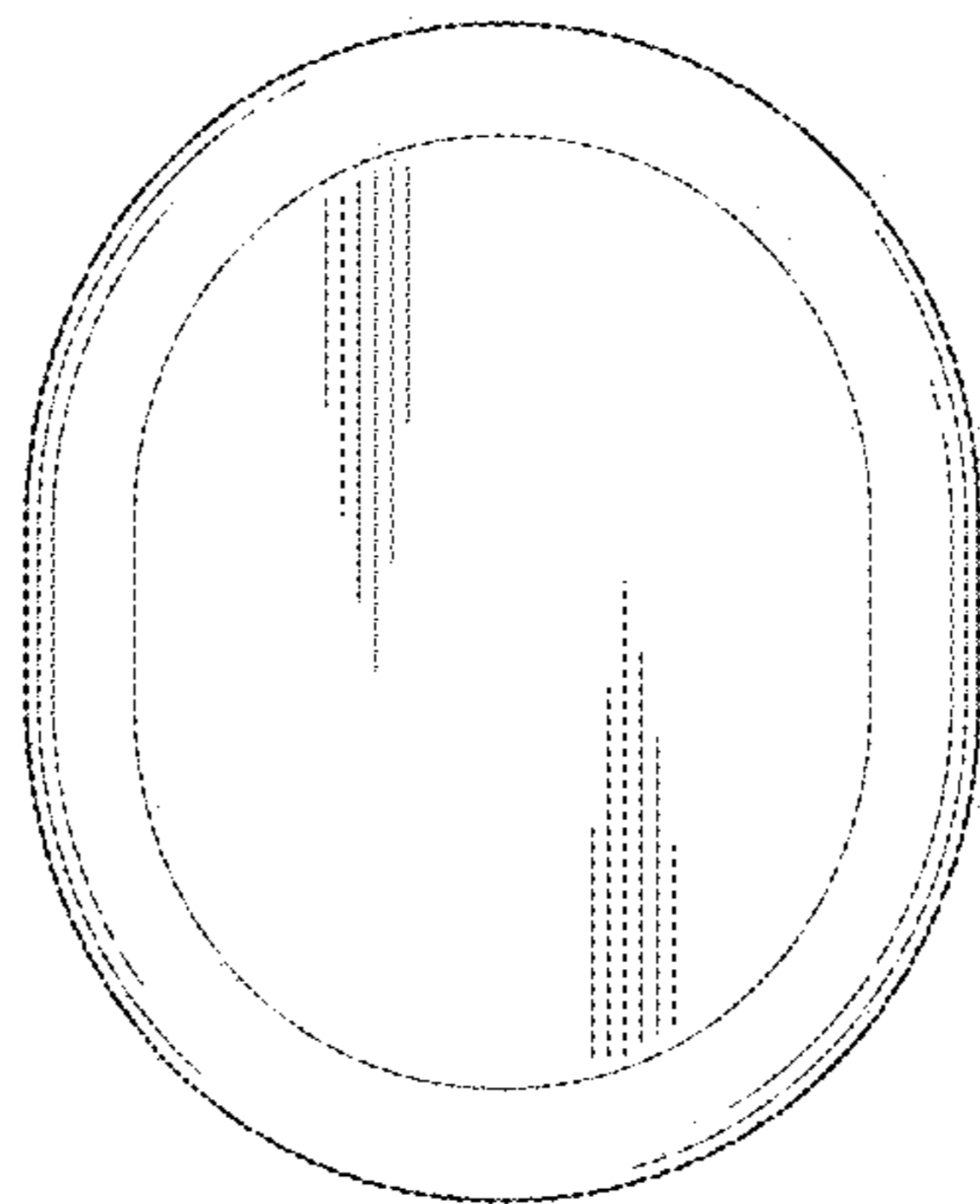


FIG. 7