



US00D903848S

(12) **United States Design Patent** (10) **Patent No.:** **US D903,848 S**
Crisà (45) **Date of Patent:** **** Dec. 1, 2020**

(54) **EXTRACTOR HOOD**
(71) Applicant: **Elica S.p.A.**, Fabriano (IT)
(72) Inventor: **Fabrizio Crisà**, Fabriano (IT)
(73) Assignee: **ELICA S.P.A.**, Fabriano (IT)
(**) Term: **15 Years**
(21) Appl. No.: **29/656,984**
(22) Filed: **Jul. 18, 2018**

(30) **Foreign Application Priority Data**

Jan. 18, 2018 (EM) 004670420
(51) **LOC (12) Cl.** **23-04**
(52) **U.S. Cl.**
USPC **D23/372**; D26/59
(58) **Field of Classification Search**
USPC D23/314, 370-379, 385-393, 411-414;
D26/59, 80, 81, 86, 90; D7/346
CPC F04D 5/00; F04D 27/00; F24H 3/04
See application file for complete search history.

(56) **References Cited**

U.S. PATENT DOCUMENTS

1,858,991 A * 5/1932 Frost F21V 3/023
362/362
3,336,474 A * 8/1967 Leibl F21V 3/0625
362/363
D283,838 S * 5/1986 Kimura D23/354
D394,901 S * 6/1998 Governale D23/351
D464,419 S * 10/2002 Nilsson D23/371
D471,268 S * 3/2003 Segers D23/372
D483,846 S * 12/2003 Kudo D23/372
D484,231 S * 12/2003 Kudo D23/372
D490,887 S * 6/2004 Segers D23/372

D575,861 S * 8/2008 Kudo D23/372
D580,041 S * 11/2008 Kudo D23/372
D580,540 S * 11/2008 Kudo D23/372
D604,886 S * 11/2009 Rugee D26/81
7,651,390 B1 * 1/2010 Profeta F24F 13/06
454/284
D620,178 S * 7/2010 Sabernig D26/84
D671,789 S * 12/2012 Goss D7/346
D690,151 S * 9/2013 Sadtler D7/346
D702,479 S * 4/2014 Sadtler D7/346
D749,204 S * 2/2016 Breneman D23/372
D777,900 S * 1/2017 Esposito D23/393
D810,255 S * 2/2018 Lee D23/354
D817,471 S * 5/2018 Crisa' D23/372
D822,811 S * 7/2018 Niki D23/351
D830,527 S * 10/2018 Niki D23/351

* cited by examiner

Primary Examiner — Cathron C Brooks
Assistant Examiner — Sharon S Oum
(74) *Attorney, Agent, or Firm* — MH2 Technology Law Group LLP

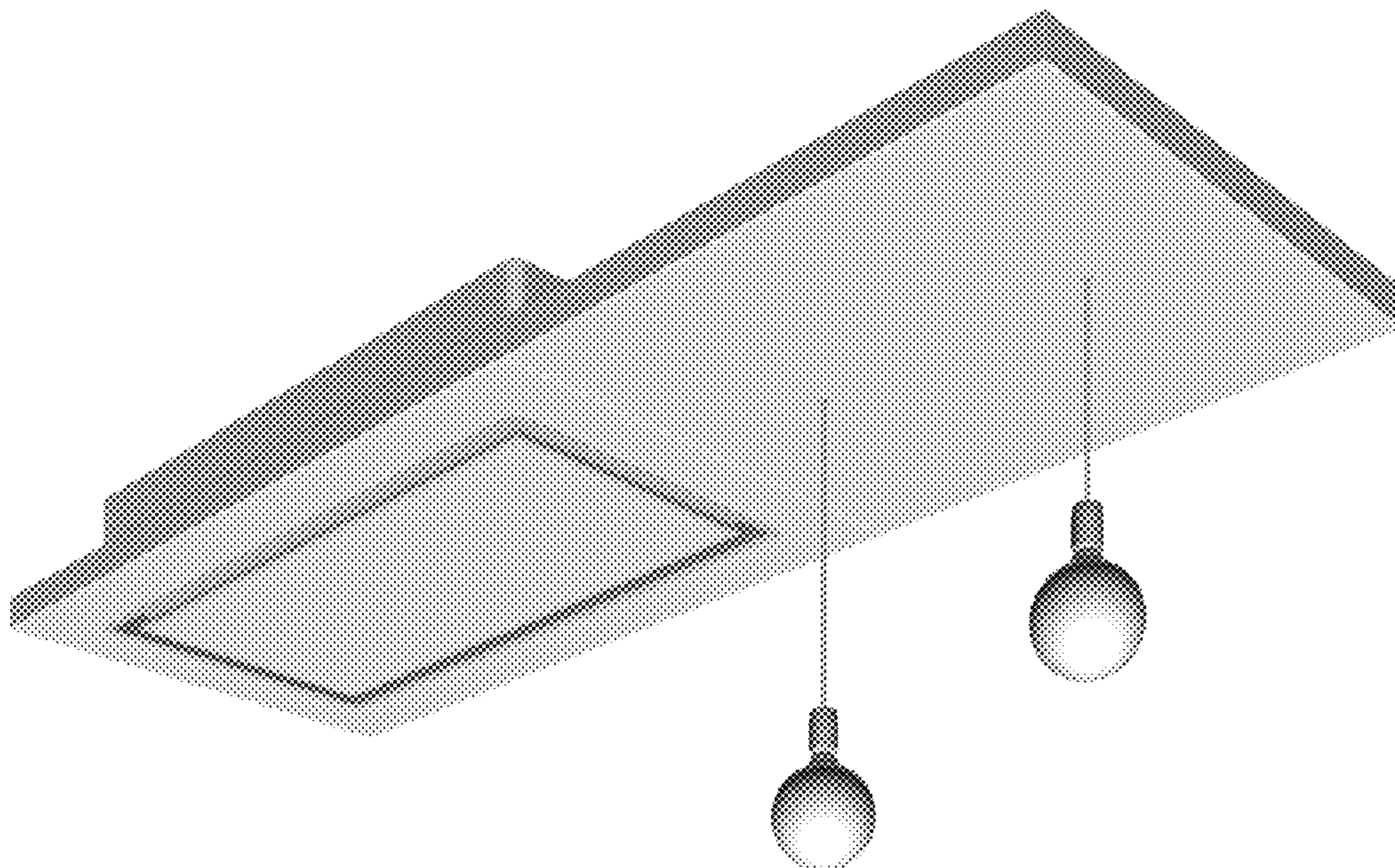
(57) **CLAIM**

The ornamental design for an extractor hood, as shown and described.

DESCRIPTION

FIG. 1 is a bottom right, perspective view of an extractor hood showing my new design;
FIG. 2 is a top right, perspective view thereof;
FIG. 3 is a rear elevation view thereof;
FIG. 4 is a bottom plan view thereof;
FIG. 5 is a front elevation view thereof;
FIG. 6 is a left-side elevation view thereof;
FIG. 7 is a right-side elevation view thereof; and,
FIG. 8 is a top plan view thereof.

1 Claim, 8 Drawing Sheets



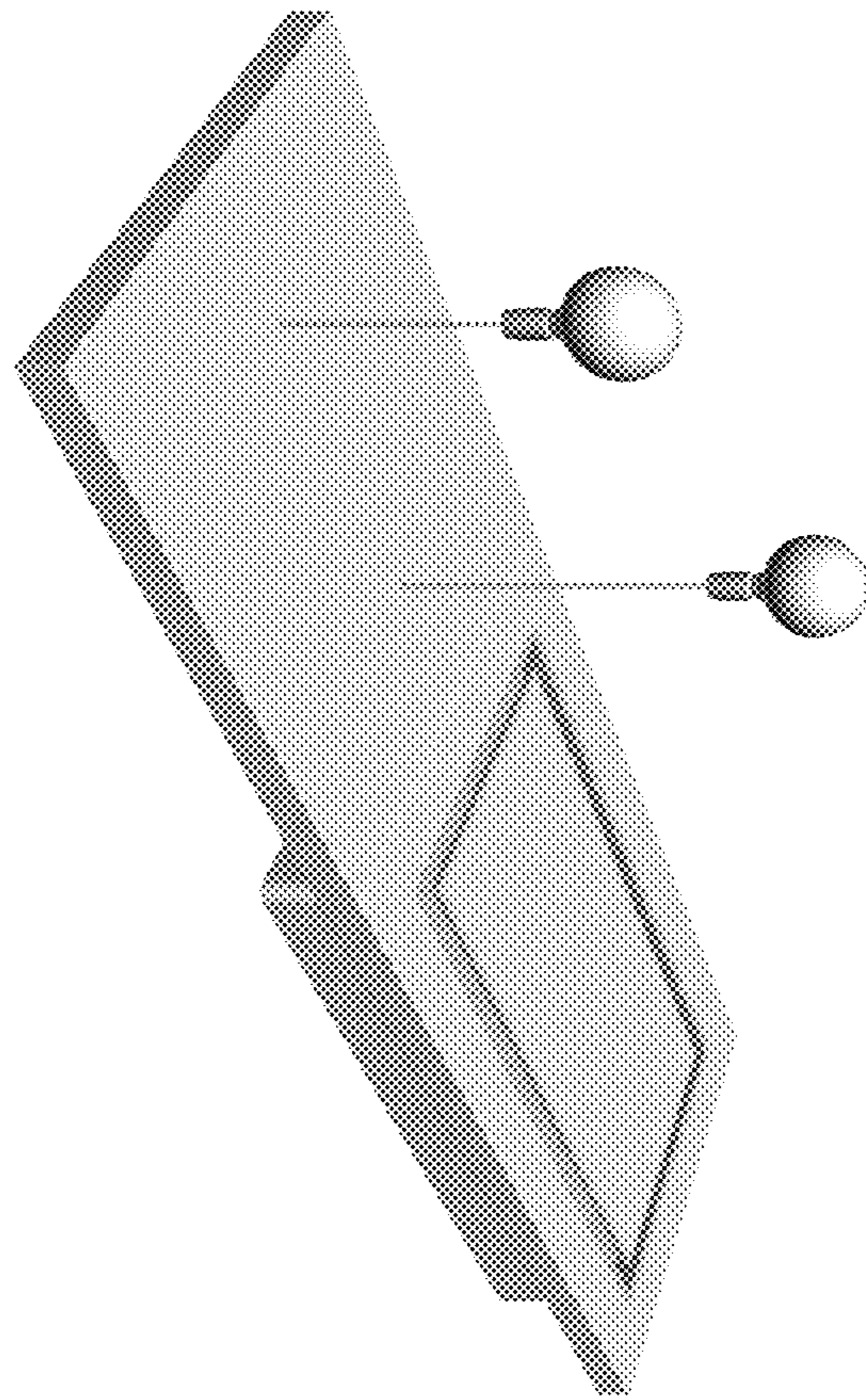


FIG. 1

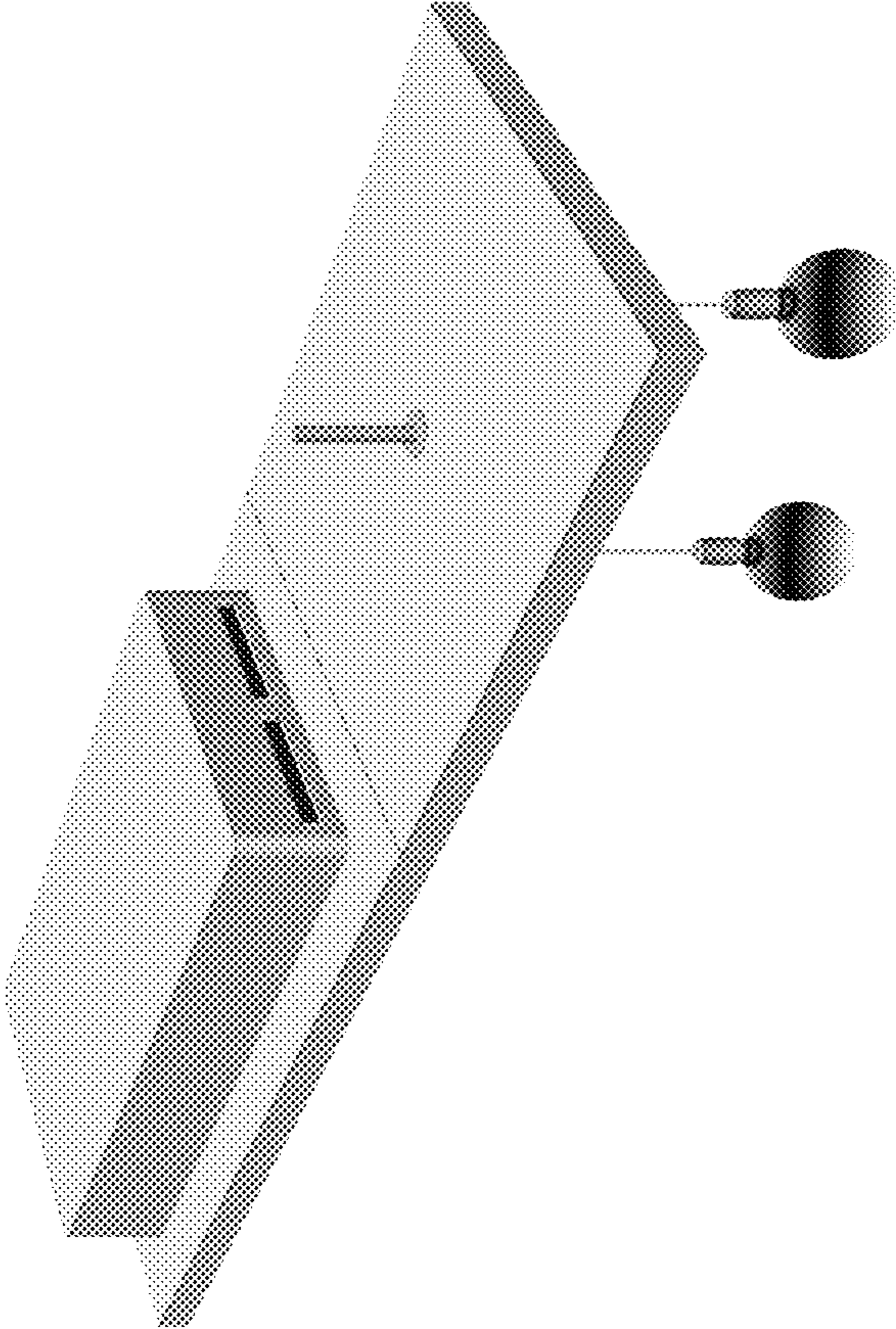


FIG. 2

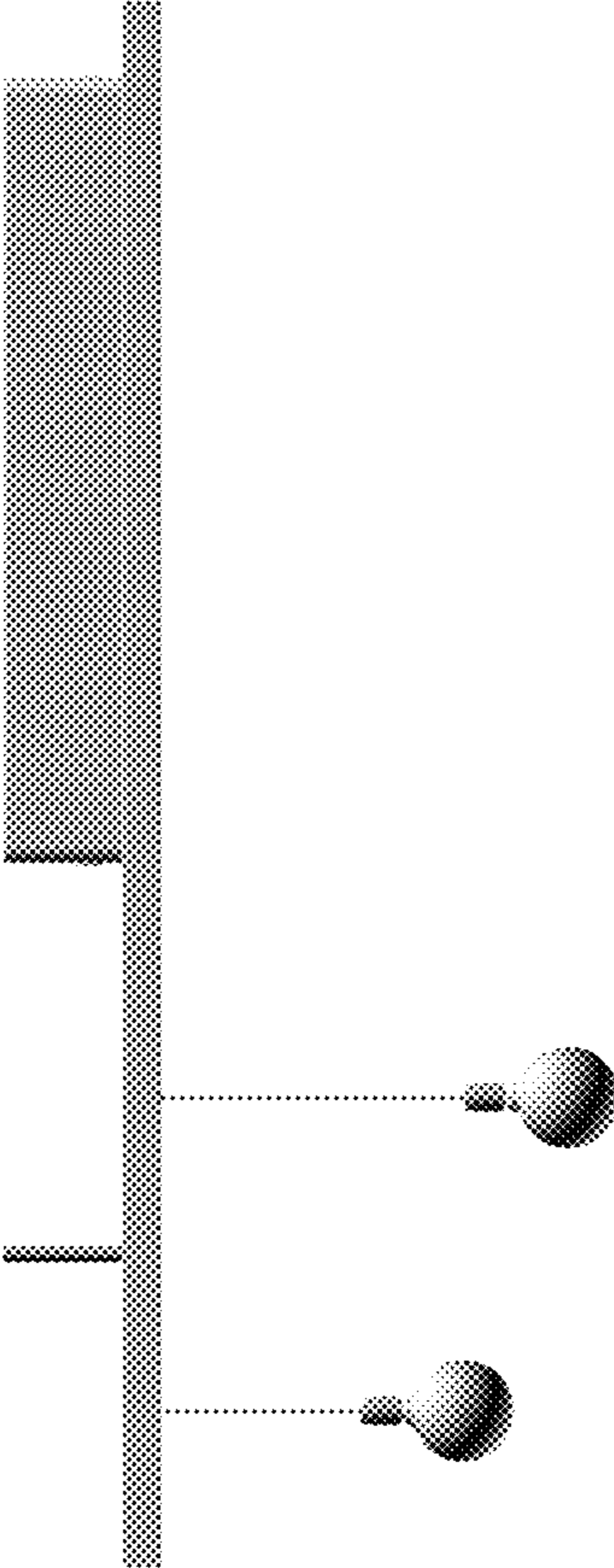


FIG. 3




FIG. 4

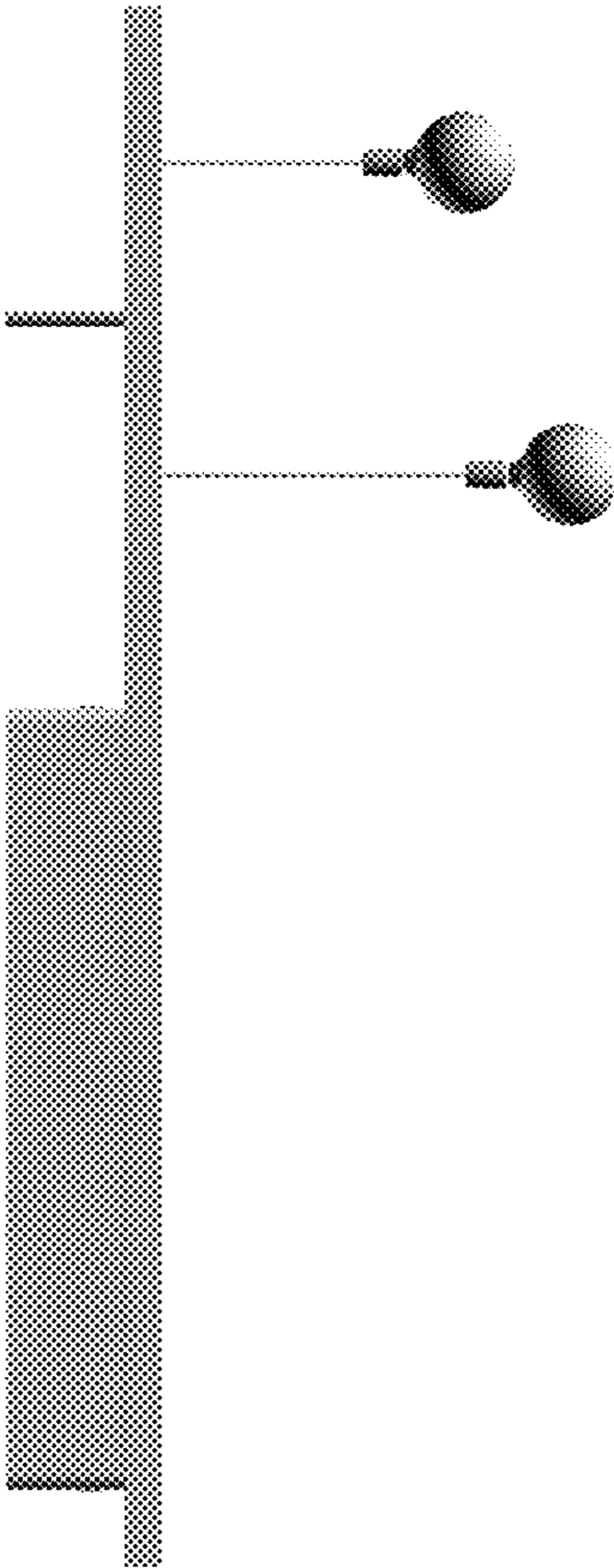


FIG. 5

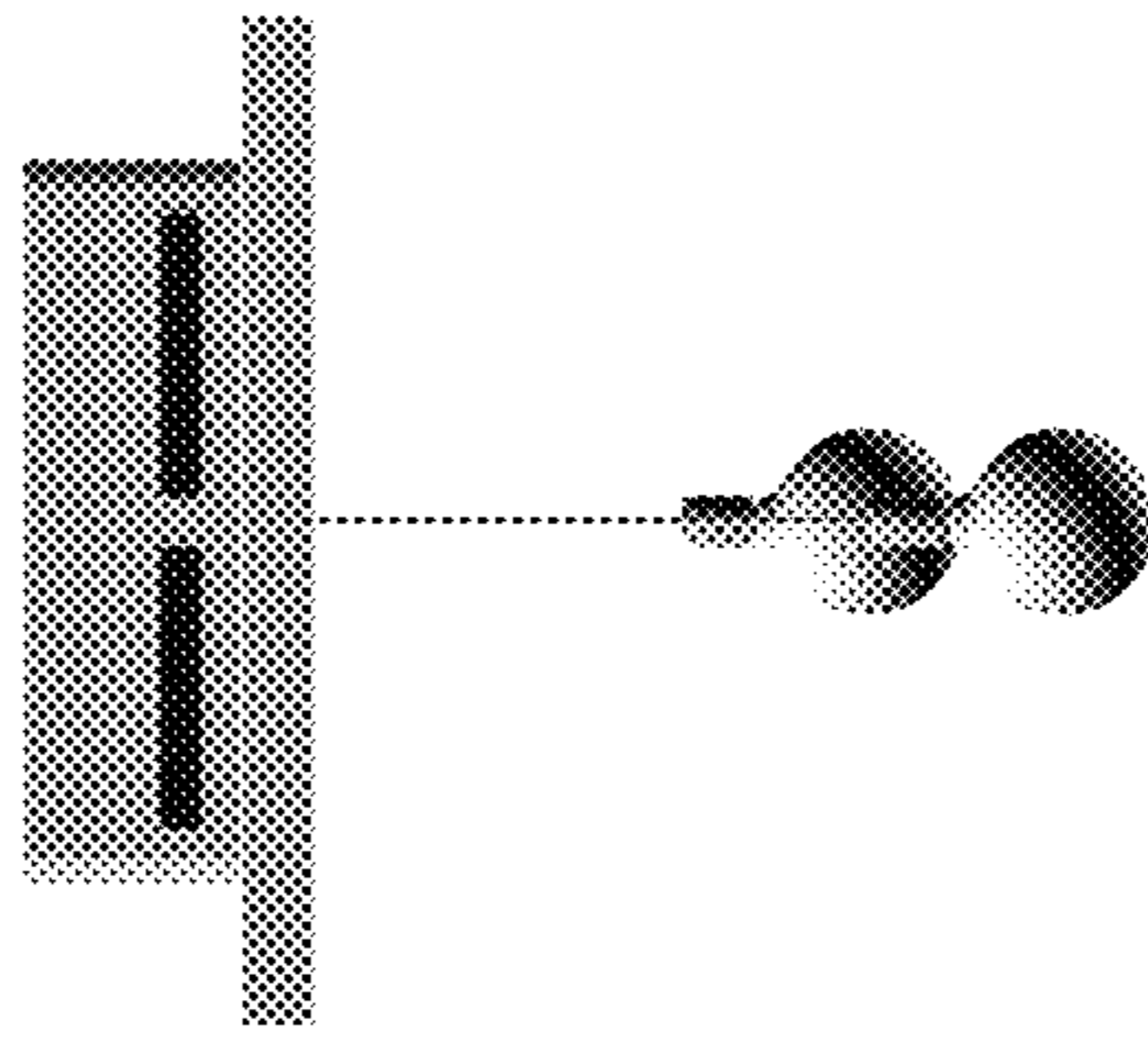


FIG. 6

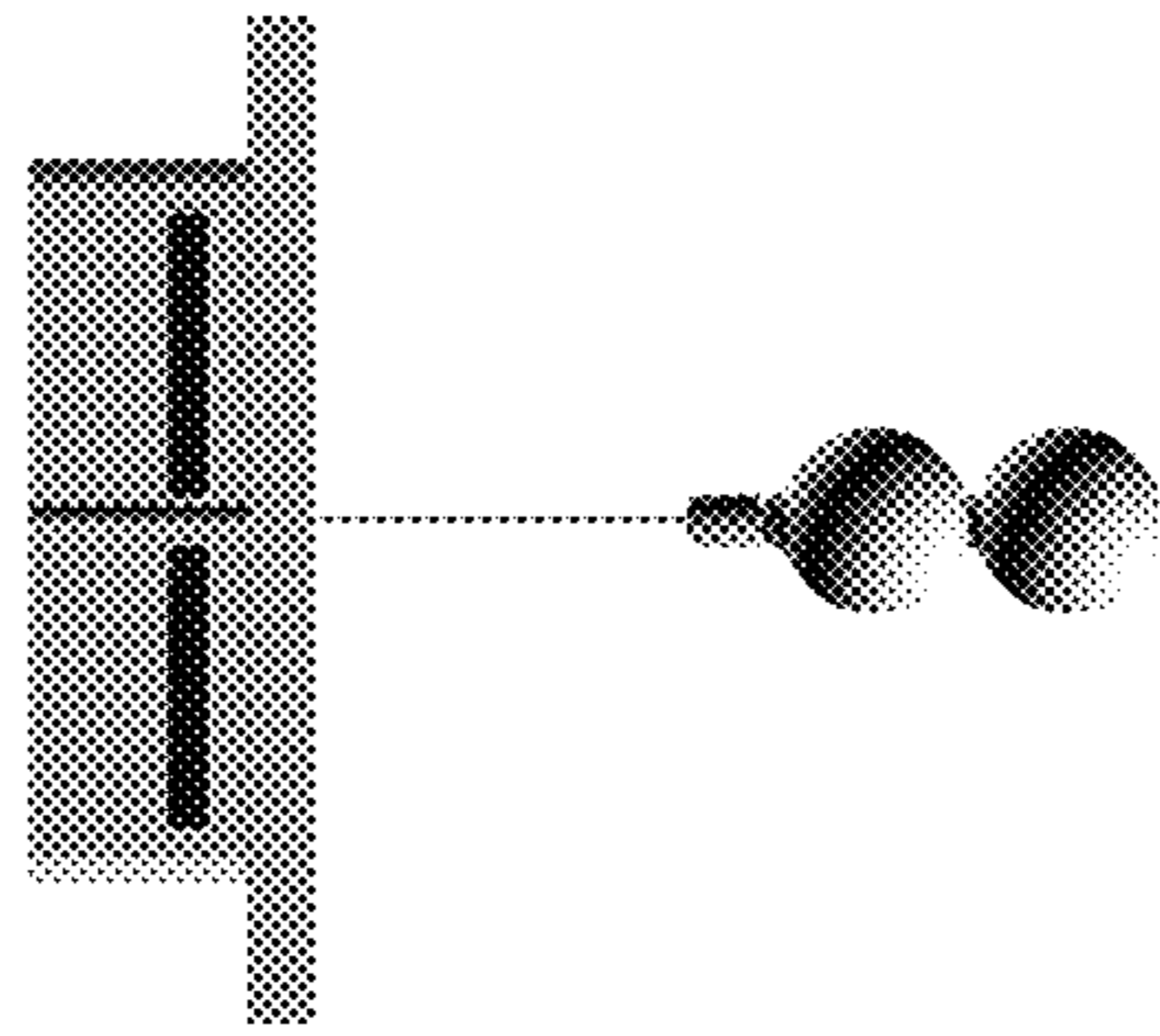


FIG. 7




FIG. 8