



US00D903805S

(12) **United States Design Patent** (10) **Patent No.:** **US D903,805 S**  
**Andon** (45) **Date of Patent:** **\*\* Dec. 1, 2020**

(54) **SWING SEAT**  
(71) Applicant: **VULY IP HOLDINGS NO. 2 PTY LTD**, Wakerley (AU)  
(72) Inventor: **Joe Andon**, Gumdale (AU)  
(\*\*) Term: **15 Years**  
(21) Appl. No.: **29/682,789**  
(22) Filed: **Mar. 7, 2019**  
(30) **Foreign Application Priority Data**  
Sep. 7, 2018 (AU) ..... 201815415  
(51) **LOC (12) Cl.** ..... **21-03**  
(52) **U.S. Cl.**  
USPC ..... **D21/823; D6/347**  
(58) **Field of Classification Search**  
USPC ..... D21/811, 814, 822-825; D6/333, 344, D6/347  
CPC ..... A63G 9/00-9/22  
See application file for complete search history.

(56) **References Cited**

**U.S. PATENT DOCUMENTS**

D55,384 S \* 6/1920 Kingsbury et al. .... D6/347  
D182,082 S \* 2/1958 Pierce ..... D6/347  
3,462,195 A \* 8/1969 Allen ..... A63G 9/02  
297/452.1  
D244,708 S \* 6/1977 Yates ..... D21/823  
D252,413 S \* 7/1979 Knight ..... D21/825  
D254,022 S \* 1/1980 Knight ..... 472/118  
D254,023 S \* 1/1980 Knight ..... D21/825  
D268,860 S \* 5/1983 Yevak ..... D21/823  
D272,260 S \* 1/1984 Budde ..... D21/825  
D273,967 S \* 5/1984 Budde ..... D21/825  
D274,285 S \* 6/1984 Budde ..... D21/825  
D274,286 S \* 6/1984 Budde ..... D21/825  
D274,347 S \* 6/1984 Budde ..... D21/825

D277,022 S \* 1/1985 Ziegler, Jr. .... D21/823  
D337,806 S \* 7/1993 Nolan ..... D21/823  
D339,623 S \* 9/1993 Nolan ..... D21/823  
D339,624 S \* 9/1993 Nolan ..... D21/823  
D340,103 S \* 10/1993 Nolan ..... D21/824  
D343,671 S \* 1/1994 Smith ..... D21/823  
D384,388 S \* 9/1997 Eddy ..... D21/823  
D387,120 S \* 12/1997 Davignon, II ..... D21/825  
D387,121 S \* 12/1997 Davignon, II ..... D21/825  
D410,722 S \* 6/1999 Davignon, II ..... D21/823  
D412,939 S \* 8/1999 Davignon, II ..... D21/823  
D439,062 S \* 3/2001 McGinnis ..... D6/347  
D497,725 S \* 11/2004 Marmentini ..... D6/333  
D517,636 S \* 3/2006 Bolland ..... D21/823  
D520,591 S \* 5/2006 Popp ..... D21/823  
7,175,535 B1 \* 2/2007 Marmentini ..... A47D 13/025  
297/273  
7,565,910 B2 \* 7/2009 Alexakis ..... A47D 13/105  
135/117  
7,578,746 B1 \* 8/2009 Johnson ..... A63G 9/00  
297/485

(Continued)

*Primary Examiner* — Mitchell I. Siegel  
(74) *Attorney, Agent, or Firm* — Scott D. Swanson;  
Shaver & Swanson, LLP

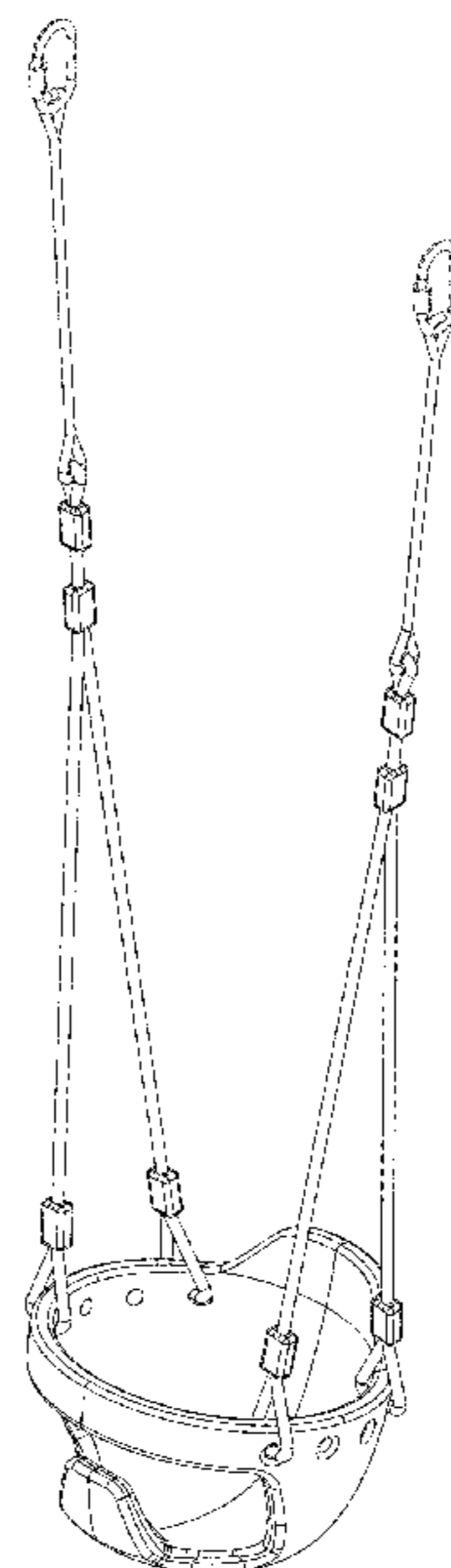
(57) **CLAIM**

The ornamental design for a swing seat, as shown and described.

**DESCRIPTION**

FIG. 1 is a front view of a swing seat showing my new design;  
FIG. 2 is a side view thereof;  
FIG. 3 is a perspective view thereof;  
FIG. 4 is a top view thereof; and,  
FIG. 5 is a bottom view thereof.  
Any broken line showing of the connecting components is for the purpose of illustrating environmental structure and forms no part of the claimed design.

**1 Claim, 4 Drawing Sheets**



(56)

**References Cited**

U.S. PATENT DOCUMENTS

7,837,569 B2 \* 11/2010 Ouellet ..... A47D 13/105  
472/118  
8,992,337 B1 \* 3/2015 Koziol ..... A63G 9/10  
297/273  
D824,472 S \* 7/2018 Biancofiore ..... D21/825  
D863,486 S \* 10/2019 Blackwood ..... D21/823

\* cited by examiner




Fig. 1

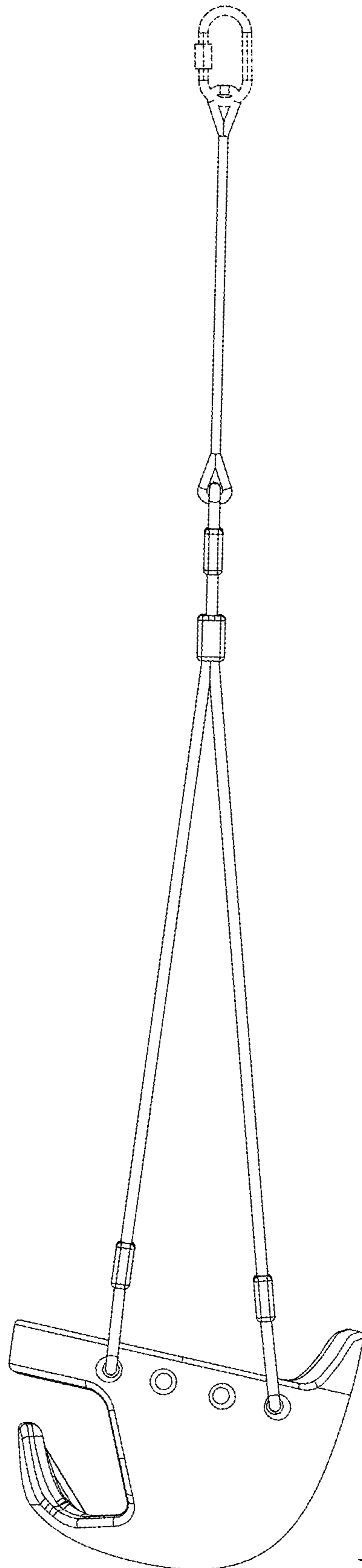


Fig. 2

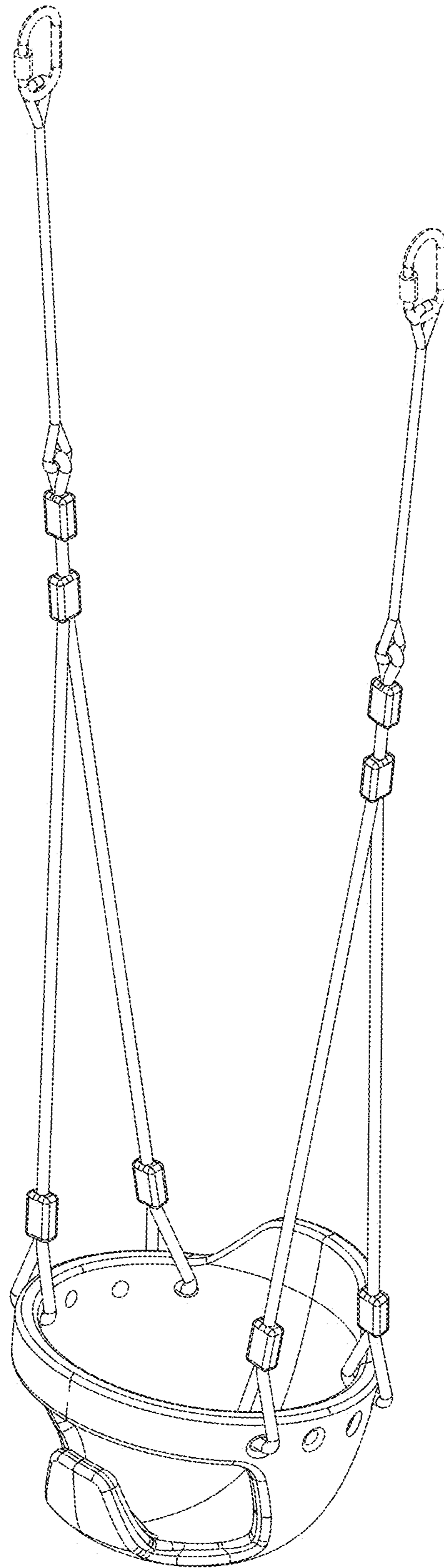


Fig. 3

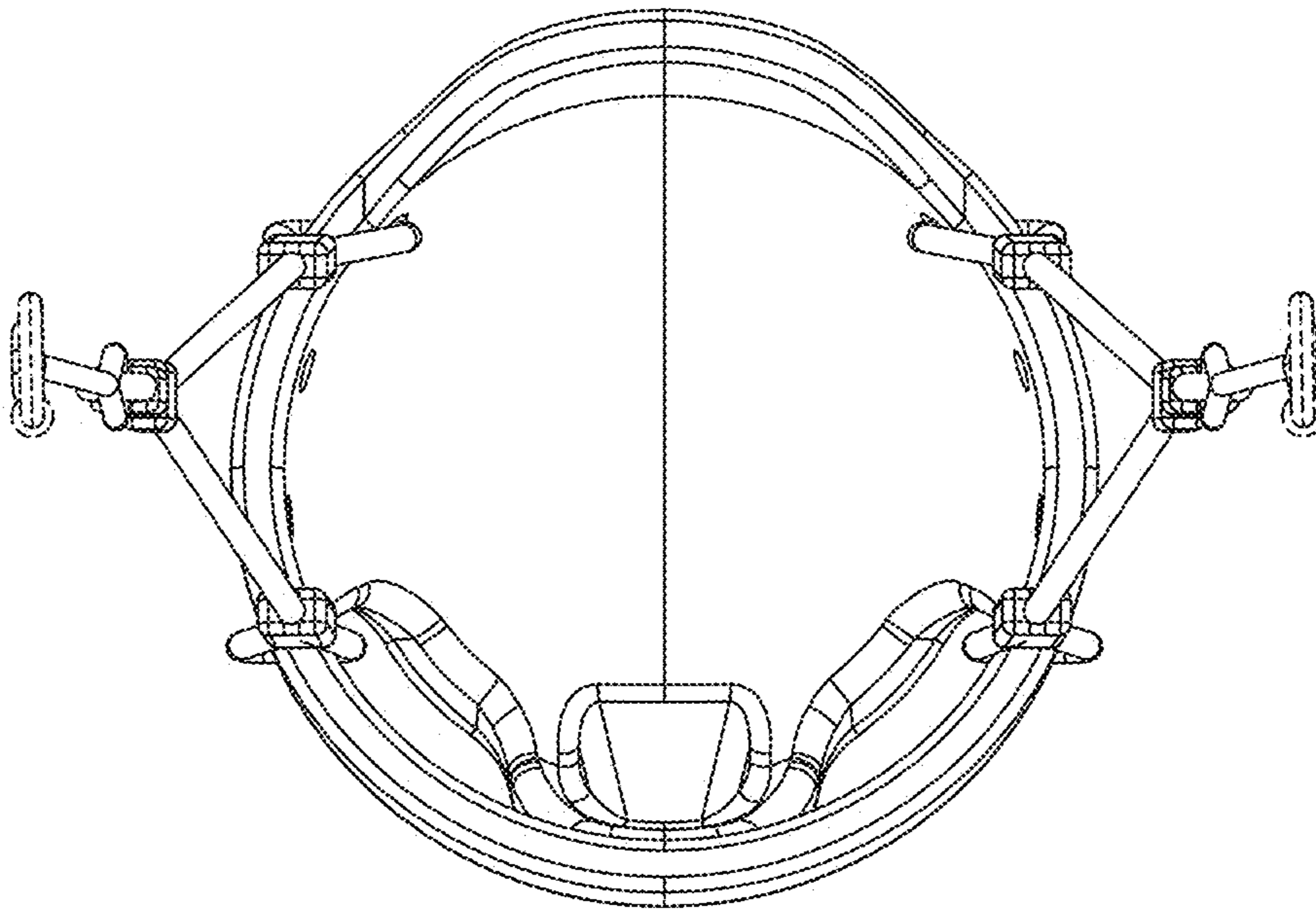


Fig. 4

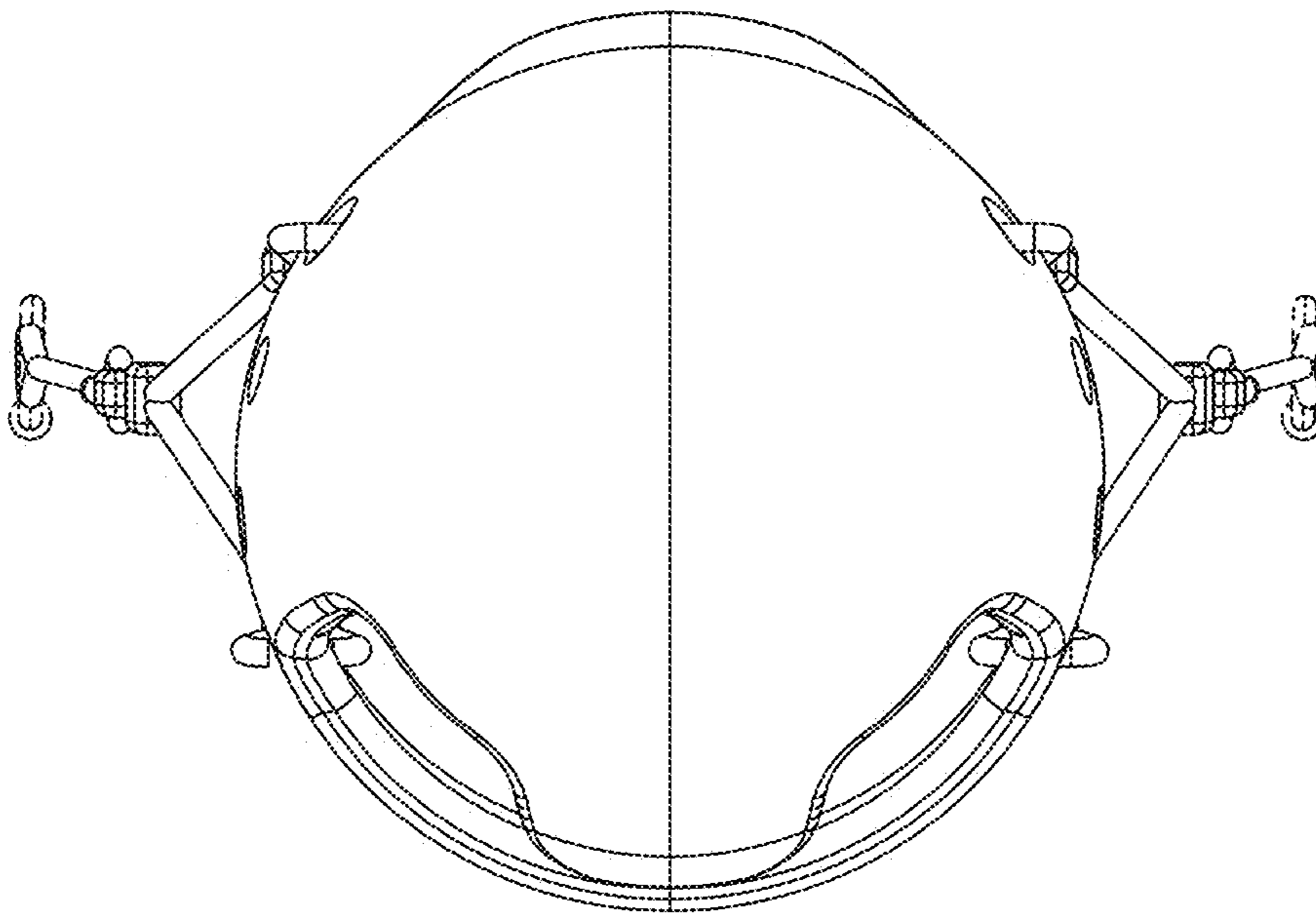


Fig. 5