



US00D903801S

(12) **United States Design Patent** (10) **Patent No.:** **US D903,801 S**
Brown Ton (45) **Date of Patent:** **** Dec. 1, 2020**

(54) **CAGED FIGHTING ARENA**
(71) Applicant: **Esh'Chadar Brown Ton**, Allen, TX (US)
(72) Inventor: **Esh'Chadar Brown Ton**, Allen, TX (US)
(**) Term: **15 Years**
(21) Appl. No.: **29/641,816**
(22) Filed: **Mar. 26, 2018**

D456,044 S * 4/2002 St James D19/92
D653,299 S * 1/2012 Samuel D21/797
D718,827 S * 12/2014 Chen D21/797
D804,599 S * 12/2017 Vazquez D21/798
D805,596 S * 12/2017 Vazquez D21/798
10,293,244 B2 * 5/2019 Gurgel A63B 71/02
2009/0318056 A1 * 12/2009 Glover A63H 13/06
13/6
2013/0017895 A1 * 1/2013 Mechling A41D 13/06
472/93
2015/0231485 A1 * 8/2015 Ton A63C 19/005
472/93
2017/0134712 A1 * 5/2017 Remer H04N 13/156

Related U.S. Application Data

(63) Continuation-in-part of application No. 29/598,866, filed on Mar. 29, 2017, now abandoned, which is a continuation-in-part of application No. 14/181,859, filed on Feb. 17, 2014, now abandoned.
(51) **LOC (12) Cl.** **21-02**
(52) **U.S. Cl.**
USPC **D21/798**
(58) **Field of Classification Search**
USPC D21/815, 355, 797; D19/92; D6/707.13, D6/583, 705, 674; D8/1; D13/184; 446/365, 309, 312, 330, 359, 376, 390, 446/486, 82, 83, 75, 490, 92, 93, 303, 446/335, 334, 383; D3/304; 472/12, 6, 472/93; 273/440
CPC A63C 19/005; A63H 13/06; A63H 33/00; A63B 2071/1258; A63B 2071/1283; A63B 69/004; A63B 71/1225
See application file for complete search history.

OTHER PUBLICATIONS

Hexagon by Stedyx dated no date given. Found online [Jul. 14, 2020] <https://www.stedyx.com/en/product/20-hexagon-cage-floor-065>*

* cited by examiner

Primary Examiner — Ryan Harvey

(74) *Attorney, Agent, or Firm* — Dale J. Ream

(56) **References Cited**

U.S. PATENT DOCUMENTS

4,284,271 A * 8/1981 Pettit A63B 5/11
182/139
D325,479 S * 4/1992 Barfield D21/355

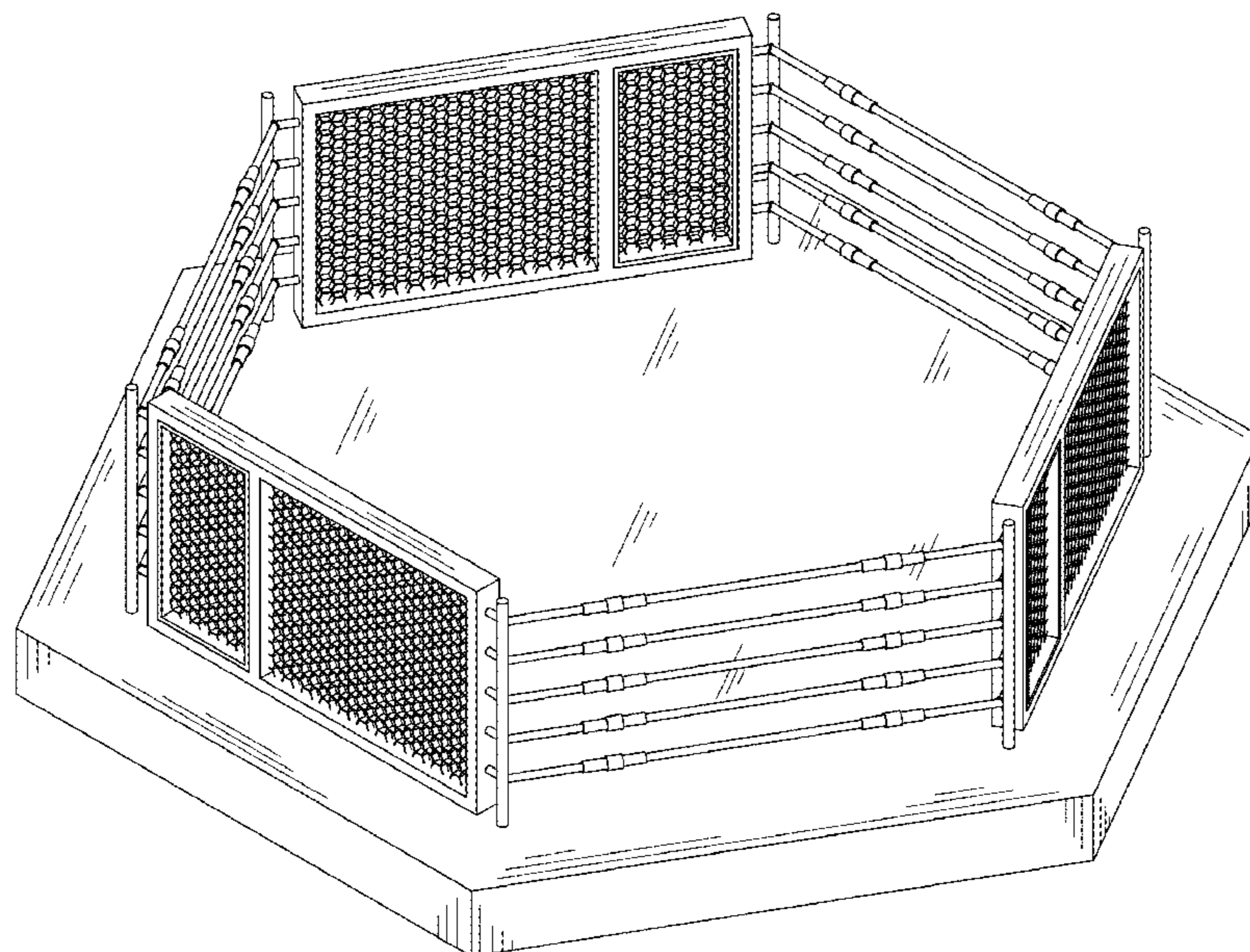
(57) **CLAIM**

The ornamental design for a caged fighting arena, as shown and described.

DESCRIPTION

FIG. 1 is a perspective view of the caged fighting arena, showing my new design;
FIG. 2 is a right side elevation view thereof;
FIG. 3 is a left side elevation view thereof; and,
FIG. 4 is a top plan view thereof.

1 Claim, 4 Drawing Sheets



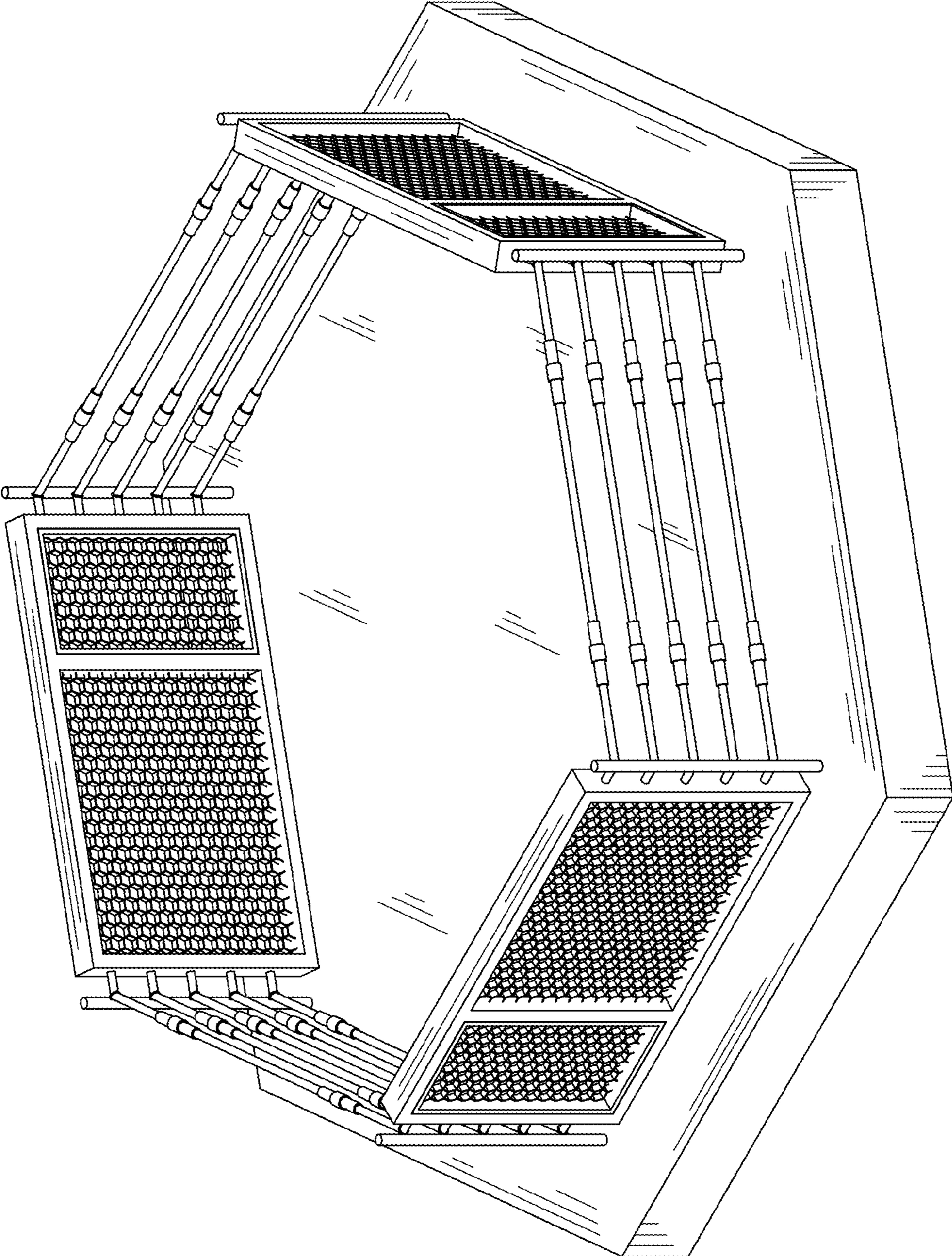


Fig. 1

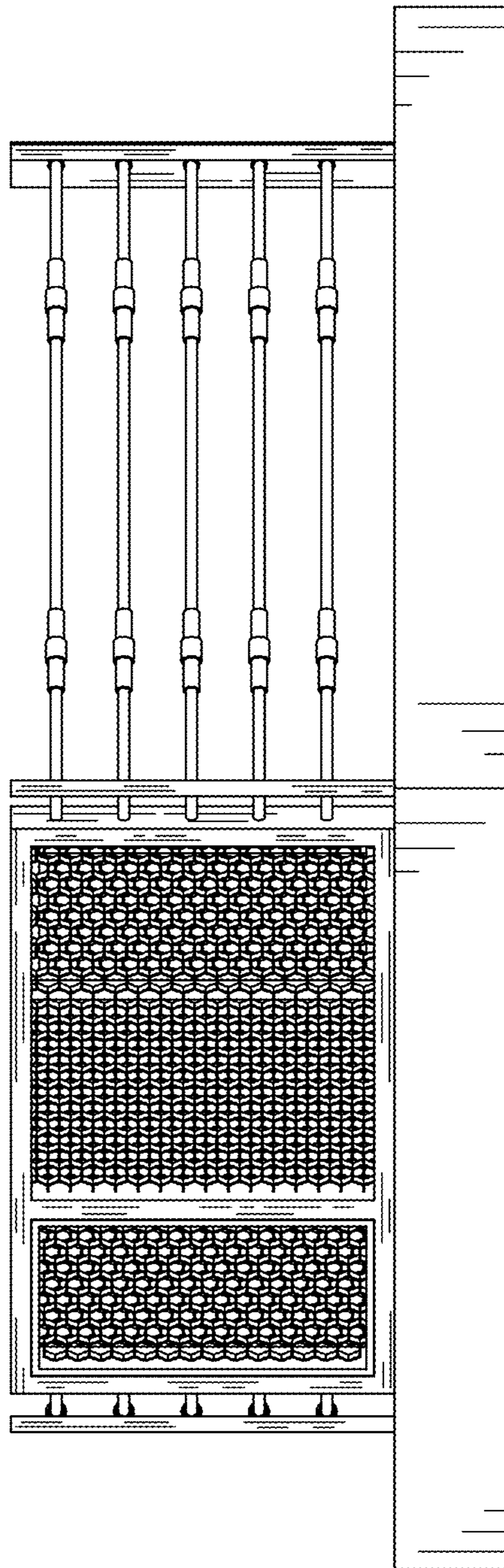


Fig. 2

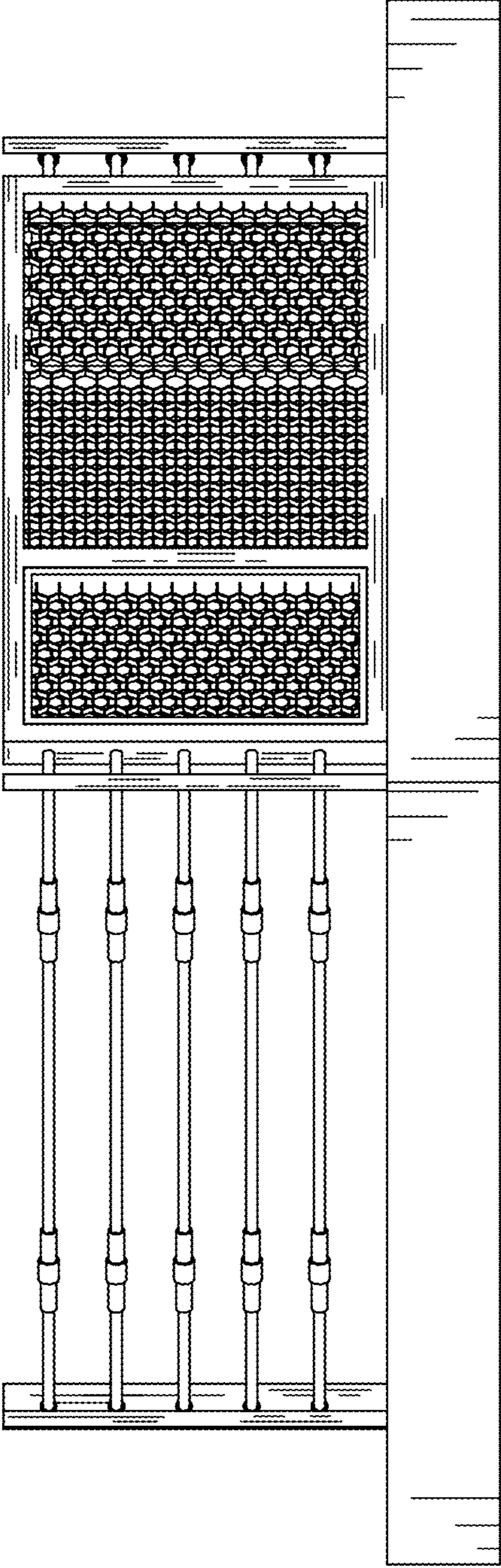


Fig. 3

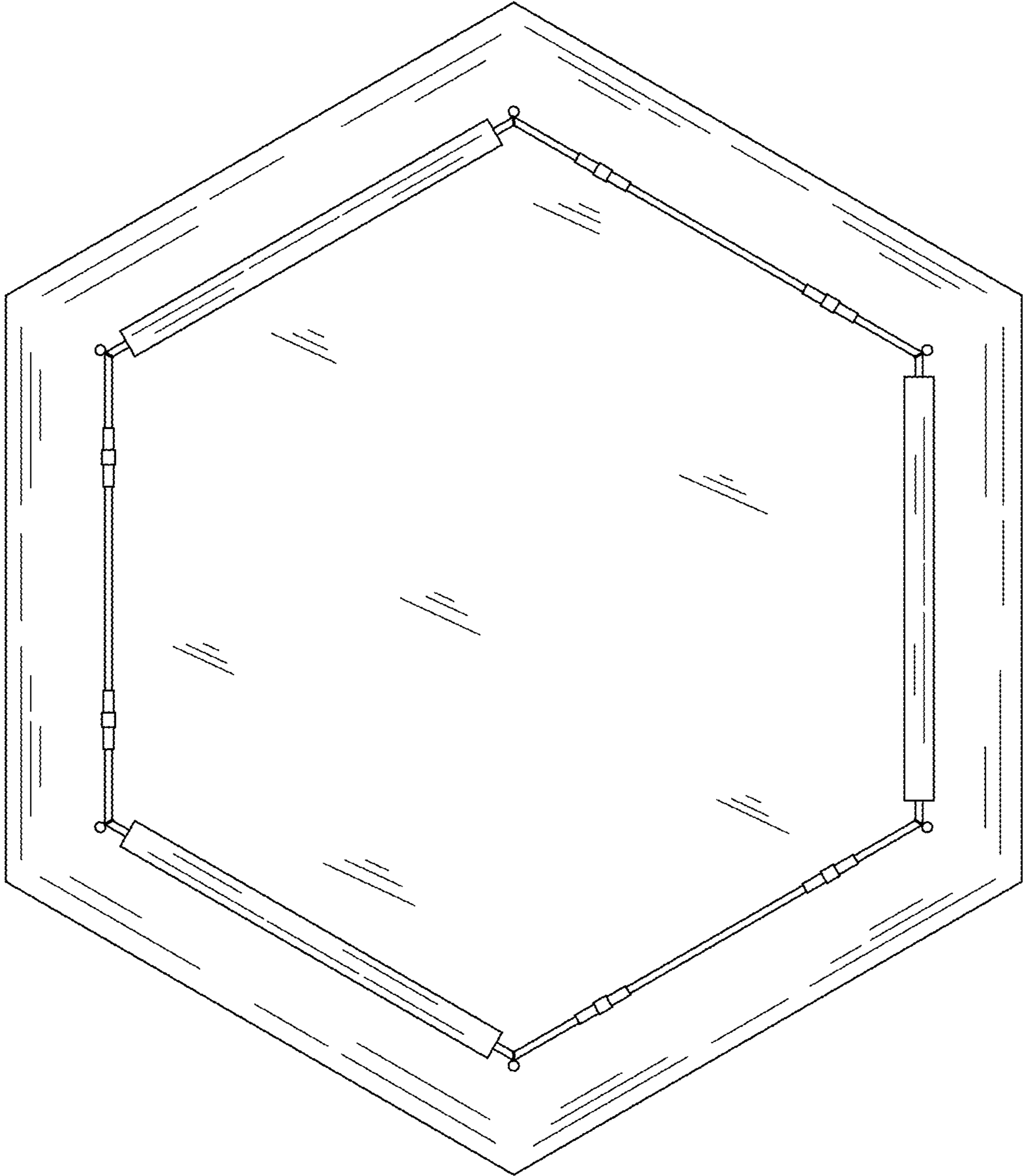


Fig. 4