



US00D903796S

(12) **United States Design Patent**  
**Williams et al.**

(10) **Patent No.:** **US D903,796 S**

(45) **Date of Patent:** **\*\* Dec. 1, 2020**

(54) **LACROSSE HEAD**

(71) Applicant: **Cascade Maverik Lacrosse, LLC**,  
Exeter, NH (US)

(72) Inventors: **David Williams**, Fulton, NY (US);  
**Nicholas Colville**, Syracuse, NY (US);  
**Michael Chmelik**, Manilus, NY (US);  
**David Winthrop Fream**, Newfields,  
NH (US)

(73) Assignee: **Cascade Maverik Lacrosse, LLC**,  
Exeter, NH (US)

(\*\*) Term: **15 Years**

(21) Appl. No.: **29/677,939**

(22) Filed: **Jan. 24, 2019**

**Related U.S. Application Data**

(62) Division of application No. 29/605,274, filed on May  
24, 2017, now Pat. No. Des. 843,529.

(51) **LOC (12) Cl.** ..... **21-02**

(52) **U.S. Cl.**  
USPC ..... **D21/724**

(58) **Field of Classification Search**  
USPC ..... D21/724, 753  
CPC ..... A63B 59/20; A63B 65/122; A63B 65/125;  
A63B 65/127; A63B 60/50; A63B 60/51;  
A63B 60/52; A63B 60/00; A63B 60/46  
See application file for complete search history.

(56) **References Cited**

**U.S. PATENT DOCUMENTS**

D273,601 S \* 4/1984 Lewis, Jr. .... D21/724  
D286,803 S \* 11/1986 Brine, Jr. .... D21/724  
D496,083 S \* 9/2004 Kohler ..... D21/724  
D499,780 S \* 12/2004 Kohler ..... D21/724

6,902,501 B2 \* 6/2005 Morrow ..... A63B 59/30  
473/513  
7,390,275 B1 \* 6/2008 Gait ..... A63B 51/12  
473/513  
7,563,184 B2 \* 7/2009 Morrow ..... A63B 59/20  
473/513  
7,585,234 B2 \* 9/2009 Reeb ..... A63B 59/20  
473/513  
7,749,113 B2 \* 7/2010 Morrow ..... A63B 59/20  
473/513  
8,267,813 B2 \* 9/2012 Vestuti ..... A63B 59/20  
473/513  
8,267,814 B1 \* 9/2012 Kohler ..... A63B 59/20  
473/513  
D692,075 S \* 10/2013 Vestuti ..... D21/724  
D703,777 S \* 4/2014 Fraser ..... D21/724

(Continued)

*Primary Examiner* — Mitchell I. Siegel

(74) *Attorney, Agent, or Firm* — Wolf, Greenfield &  
Sacks, P.C.

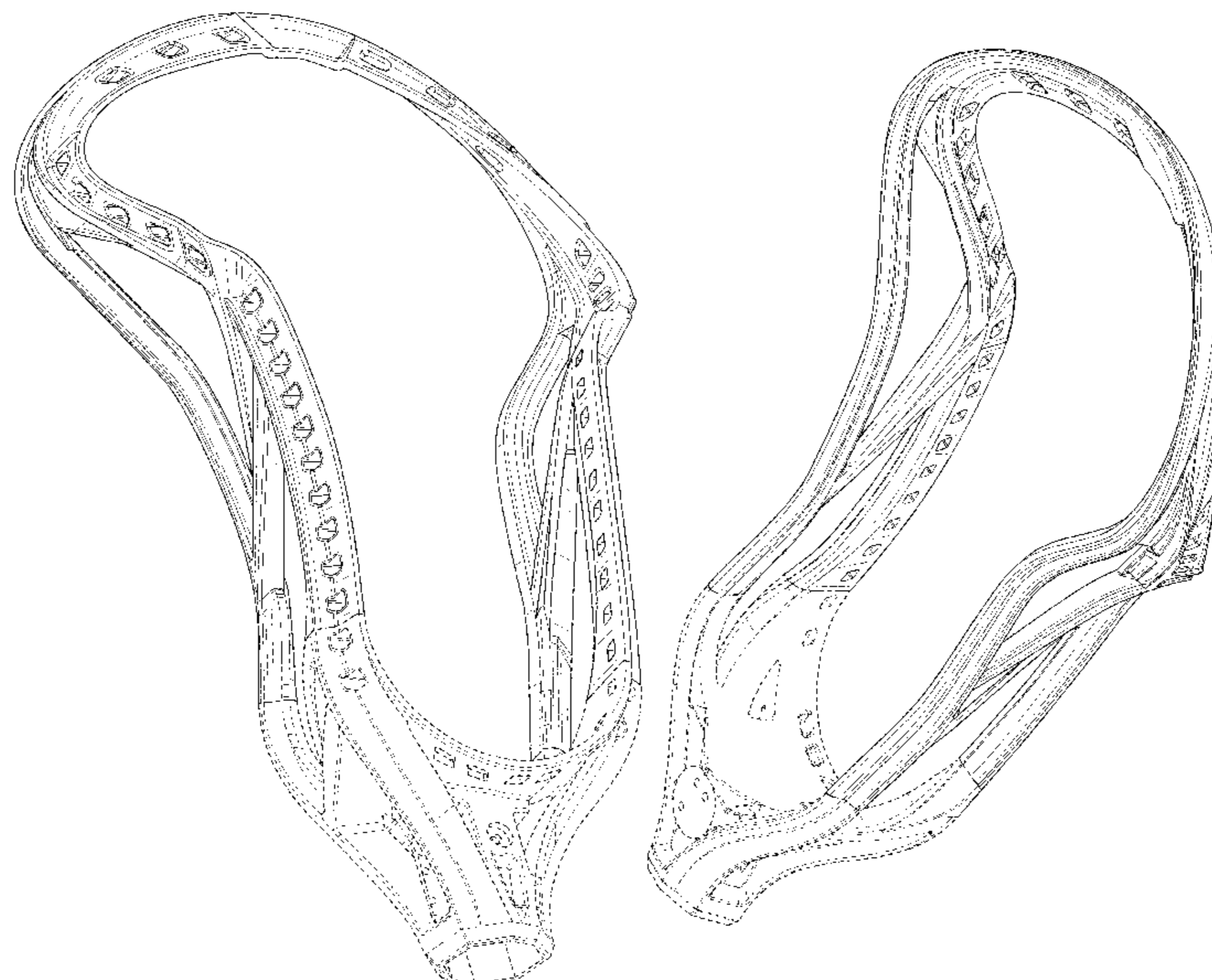
(57) **CLAIM**

The ornamental design for a lacrosse head, as shown and  
described.

**DESCRIPTION**

FIG. 1 is a bottom, rear, right side perspective view of a  
lacrosse head showing our new design;  
FIG. 2 is a front elevation view thereof;  
FIG. 3 is a rear elevation view thereof;  
FIG. 4 is a left side elevation view thereof;  
FIG. 5 is a right side elevation view thereof;  
FIG. 6 is a top plan view thereof;  
FIG. 7 is a bottom plan view thereof;  
FIG. 8 is a top, front, left side perspective view thereof;  
FIG. 9 is a bottom, rear, left side perspective view thereof;  
and,  
FIG. 10 is a top, front, right side perspective view thereof.  
The dash-dash broken lines represent portions of the  
lacrosse head that form no part of the claimed design.

**1 Claim, 10 Drawing Sheets**



(56)

**References Cited**

U.S. PATENT DOCUMENTS

8,721,477 B2 \* 5/2014 Chung ..... A63B 59/20  
473/513  
8,727,915 B2 \* 5/2014 Lignelli ..... A63B 60/10  
473/513  
D723,640 S \* 3/2015 Paquette ..... D21/724  
D724,682 S \* 3/2015 McPhail ..... D21/724  
D733,232 S \* 6/2015 Li ..... D21/724  
D740,899 S \* 10/2015 McPhail ..... D21/724  
D750,185 S \* 2/2016 Burns ..... D21/724  
D753,248 S \* 4/2016 Burns ..... D21/724  
D786,376 S \* 5/2017 Paquette ..... D21/724  
D798,401 S \* 9/2017 Kenneally ..... D21/724  
D798,402 S \* 9/2017 Kenneally ..... D21/724  
D843,528 S 3/2019 Williams et al.  
D843,529 S 3/2019 Williams et al.  
2006/0194655 A1 \* 8/2006 Tucker, Sr. .... A63B 59/20  
473/513  
2018/0001167 A1 \* 1/2018 Miceli ..... A63B 59/20

\* cited by examiner

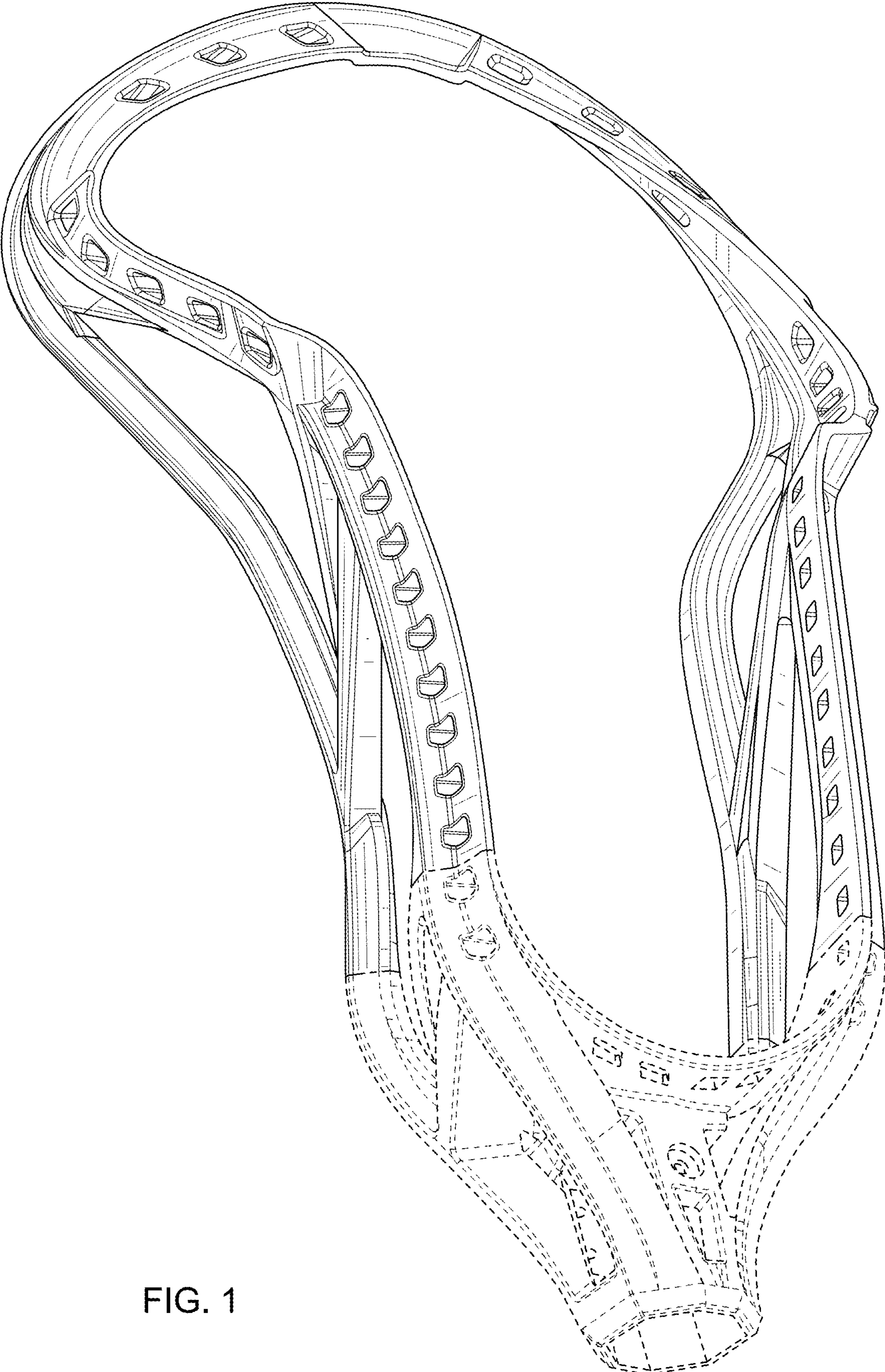


FIG. 1

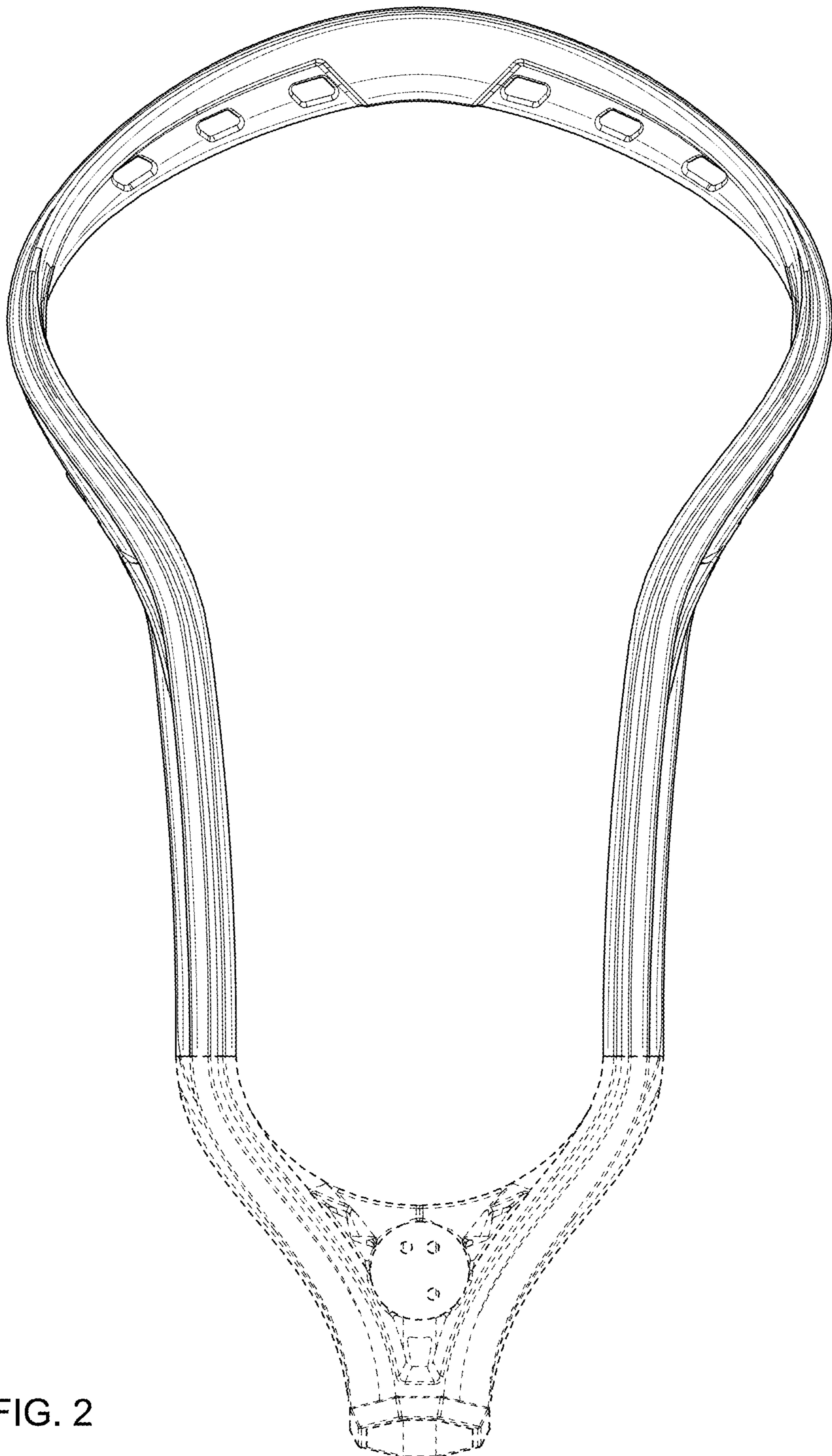


FIG. 2

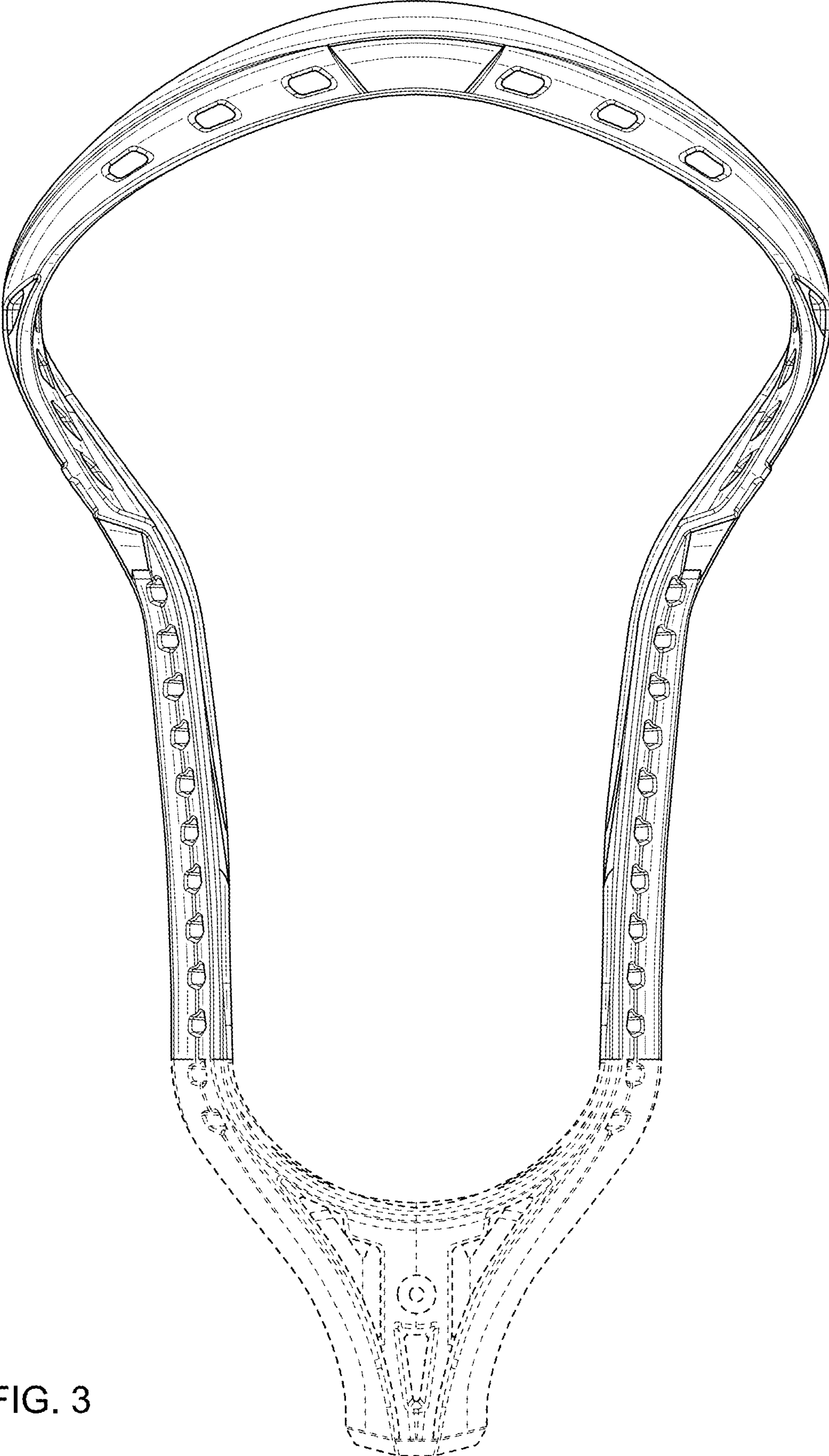


FIG. 3

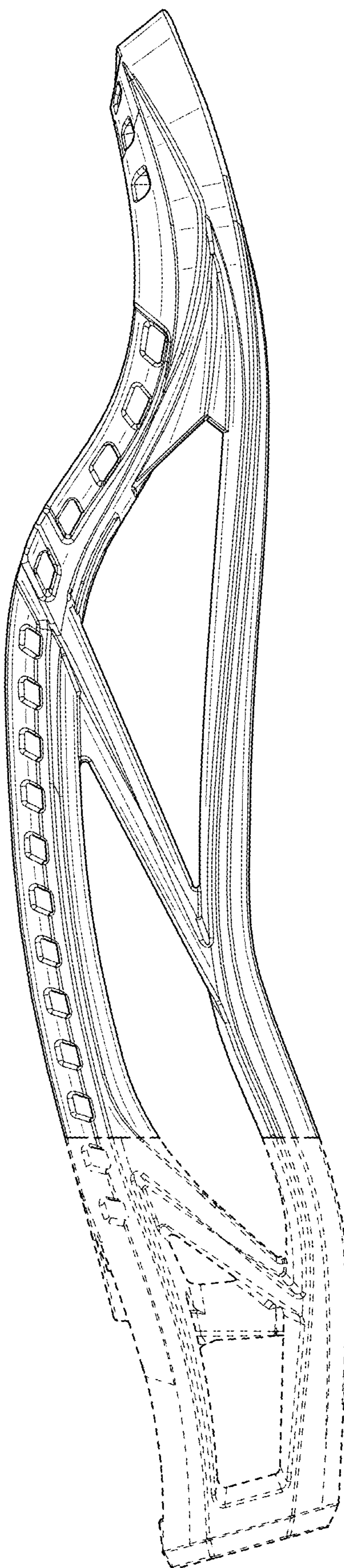


FIG. 4

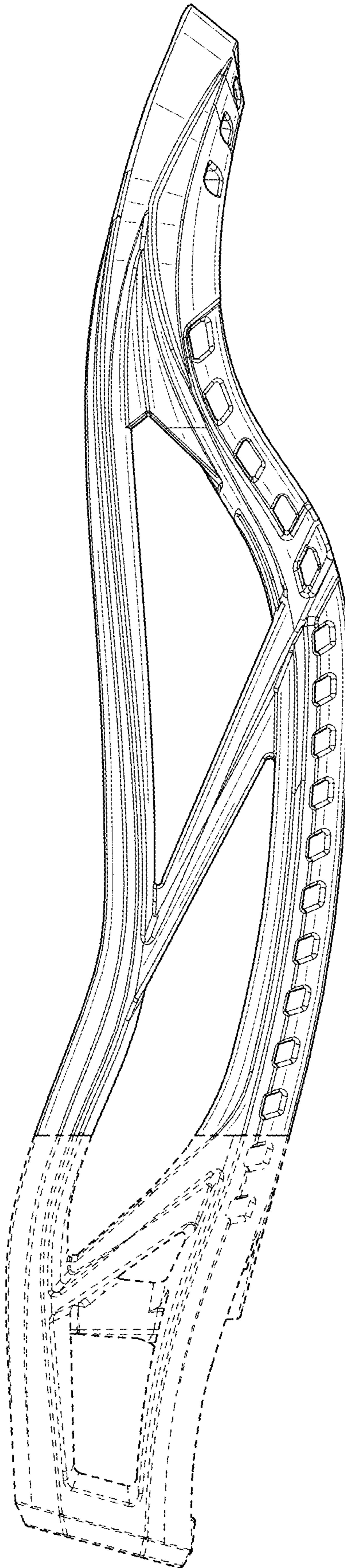


FIG. 5

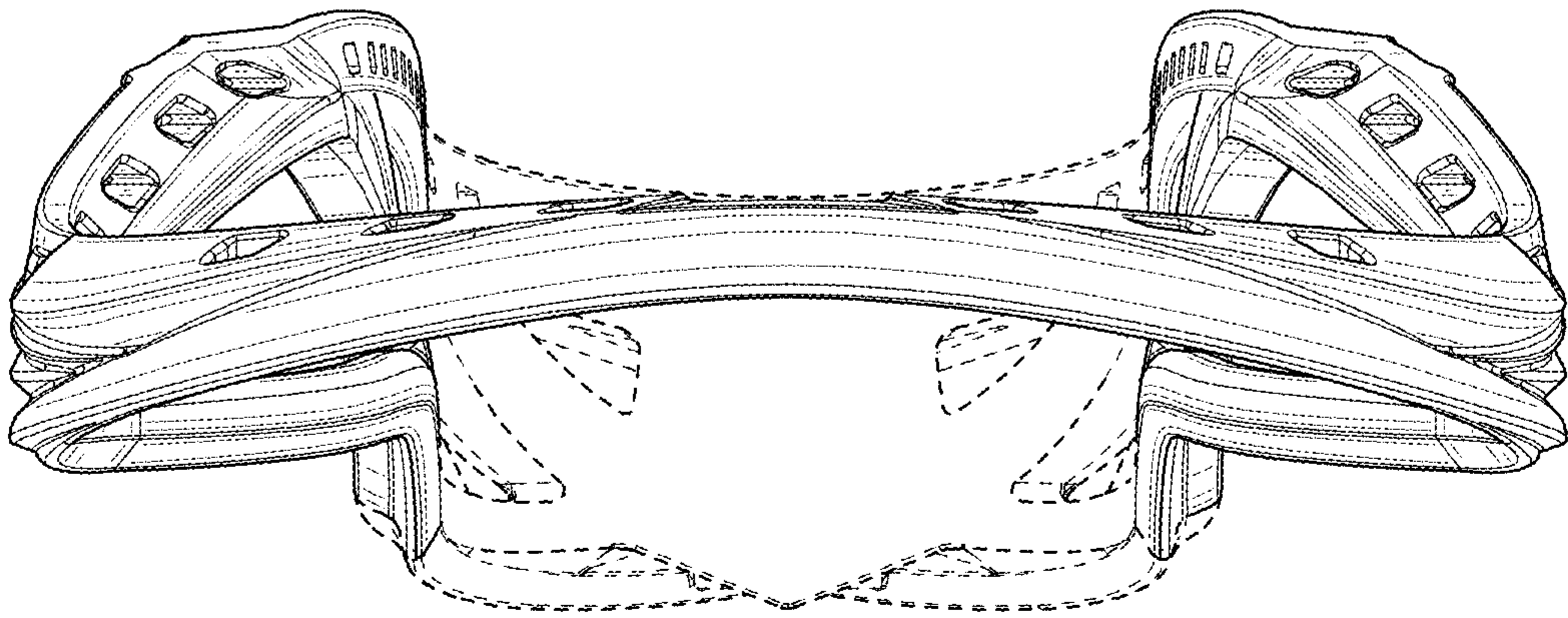


FIG. 6



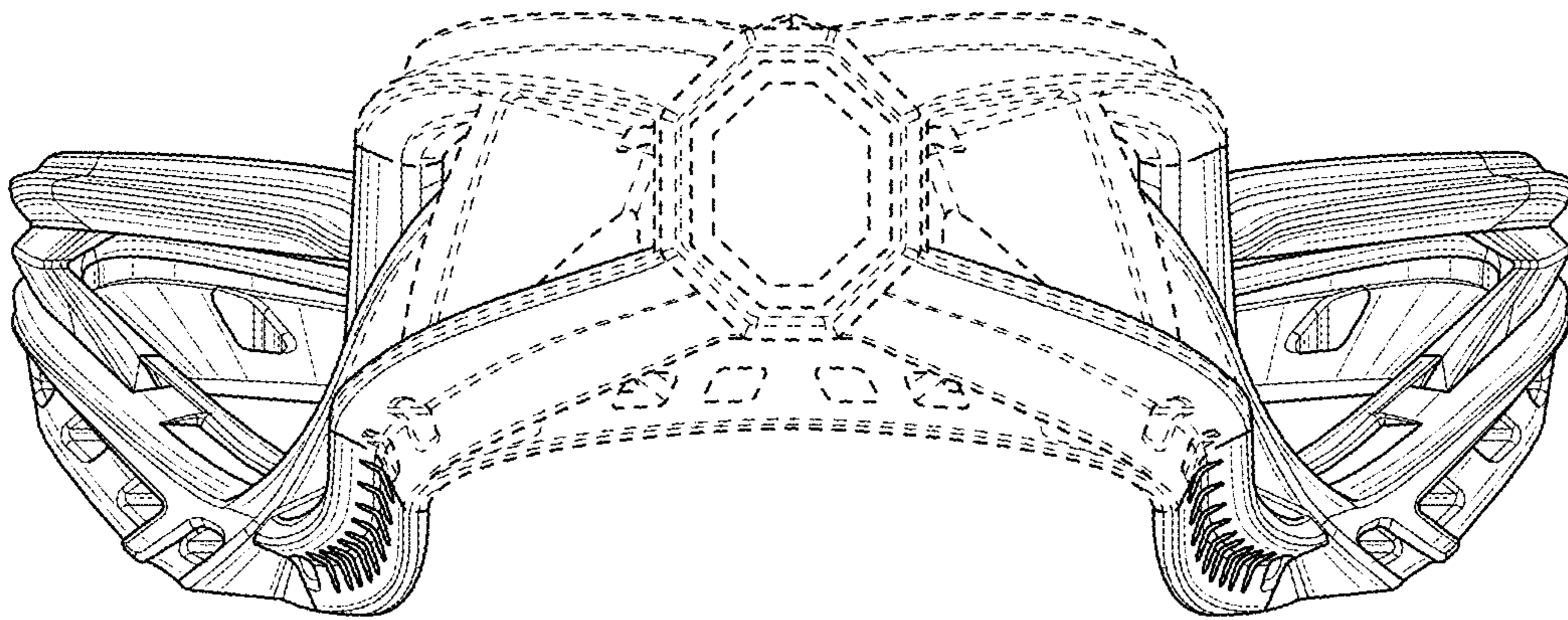


FIG. 7

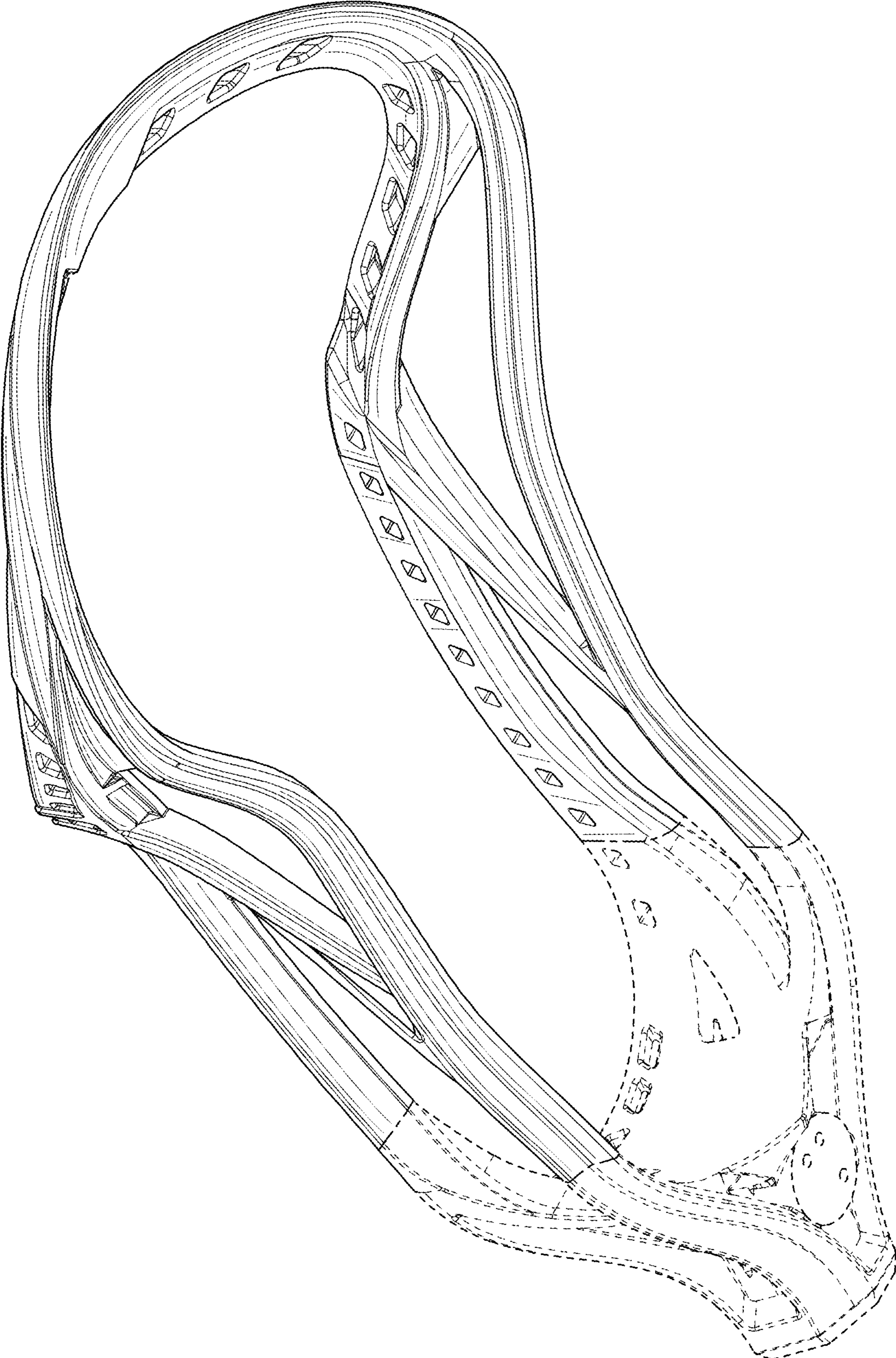


FIG. 8

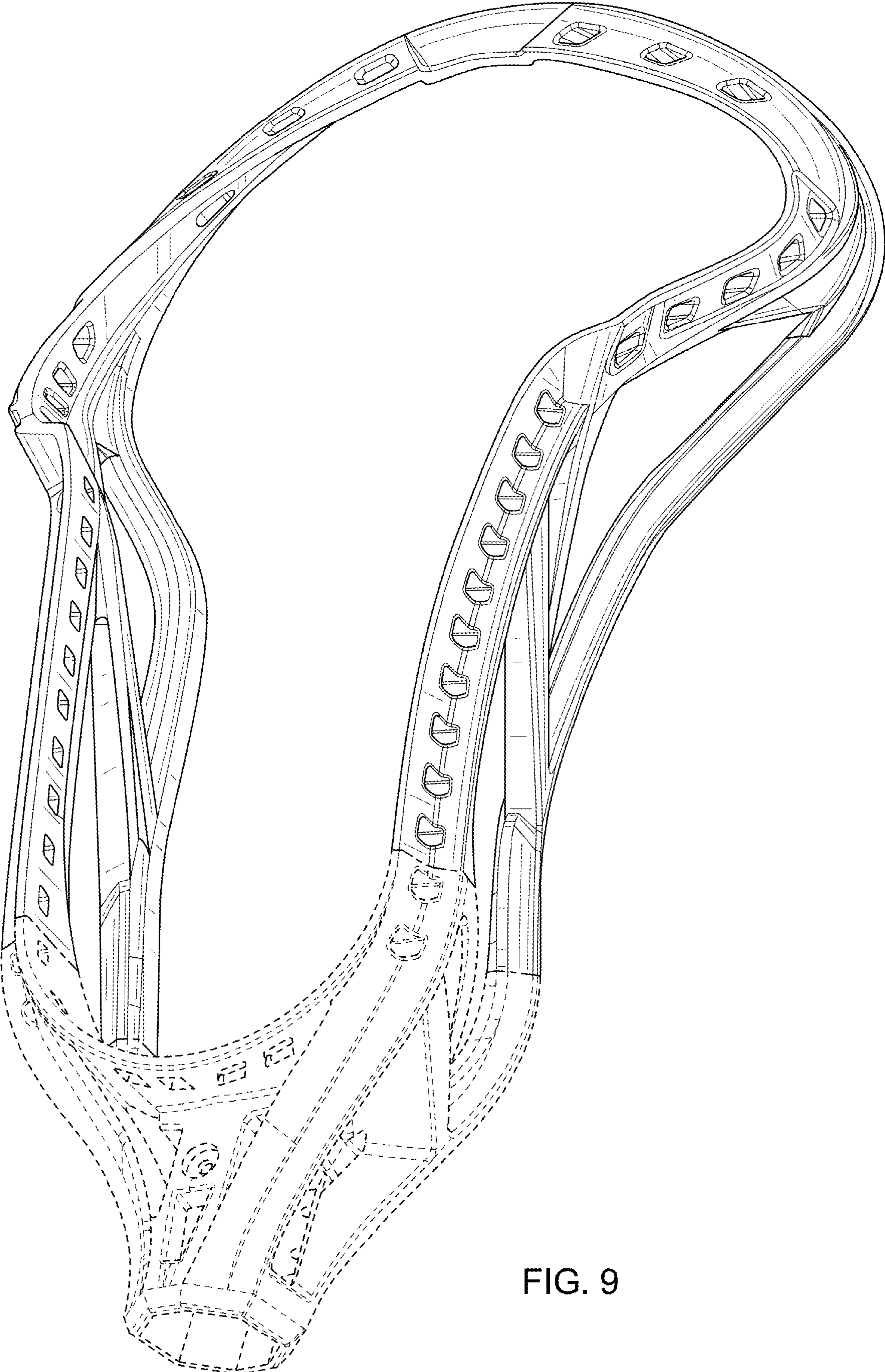


FIG. 9

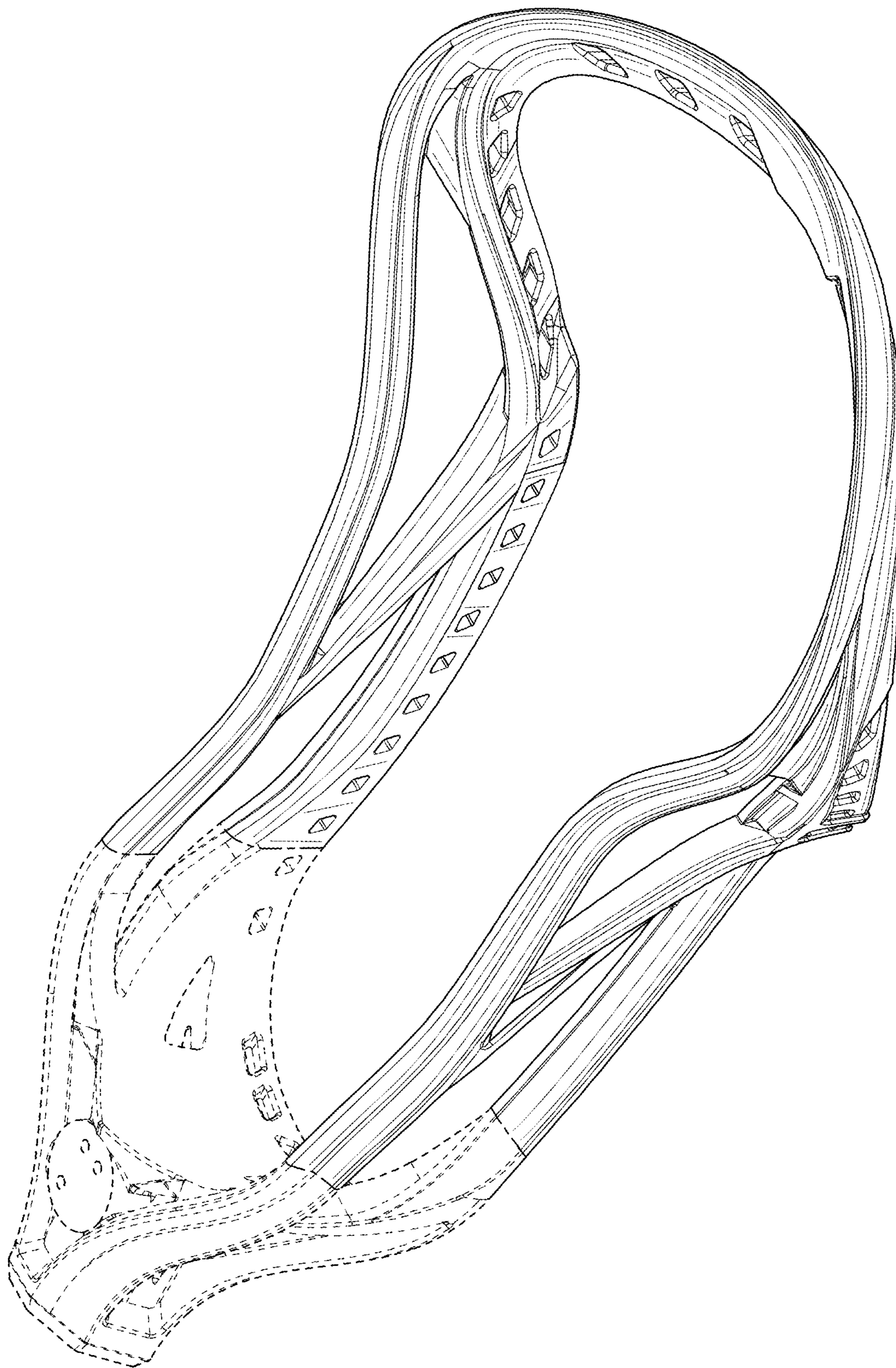


FIG. 10