



US00D903764S

(12) **United States Design Patent** (10) **Patent No.:** **US D903,764 S**
Borell (45) **Date of Patent:** **** Dec. 1, 2020**

(54) **SIGN**
(71) Applicant: **Steel Art Company, Inc.**, Norwood, MA (US)
(72) Inventor: **John Borell**, Norwood, MA (US)
(73) Assignee: **Steel Art Company, Inc.**, Norwood, MA (US)
(**) Term: **15 Years**
(21) Appl. No.: **29/707,218**

D586,859 S * 2/2009 King D20/39
D587,761 S * 3/2009 Grimshaw D20/39
D590,890 S * 4/2009 King D20/39
D598,054 S * 8/2009 Grimshaw D20/39
D607,942 S * 1/2010 Brazelton D20/41
D608,830 S * 1/2010 Taylor D20/10
D634,861 S * 3/2011 Whittier D25/138
D641,794 S * 7/2011 Yi D20/42
D645,908 S * 9/2011 Yi D20/42
D664,211 S * 7/2012 Hase D20/42
D708,459 S * 7/2014 Heirakuji D6/675
D721,893 S * 2/2015 Gorham D6/300
D724,151 S * 3/2015 Indio da Costa D20/41

(Continued)

(22) Filed: **Sep. 26, 2019**
(51) **LOC (12) Cl.** **20-02**
(52) **U.S. Cl.**
USPC **D20/42**
(58) **Field of Classification Search**
USPC D6/300, 310, 311, 312, 313, 314, 672, D6/675, 675.1, 675.3, 675.4, 681; D10/104.1, 104.2, 109.1, 109.2, 113.4, D10/114.1; D19/20, 65, 75, 84, 90, 91; D20/10, 11, 12, 22-42, 99; D25/109, D25/118, 119, 138, 149, 156, 157, 160; D11/132, 165, 166, 181, 182
CPC G09F 2003/0208; G09F 7/02; G09F 7/14; G09F 7/165; G09F 13/06; G09F 13/16; G09F 19/08; G09F 2019/081; G09F 2019/083; G09F 2019/085; G09F 2019/086; G09F 2019/088
See application file for complete search history.

OTHER PUBLICATIONS

Steel Art, posted at Facebook.com, posted on Apr. 16, 2019, site visited Sep. 28, 2020. online, available from internet: <https://www.facebook.com/steelartco/photos/a.1476261042640442/2255516408048231/?type=3&theater> (Year: 2019).*

(Continued)

Primary Examiner — Mary Ann Calabrese
Assistant Examiner — Catherine Ho
(74) *Attorney, Agent, or Firm* — Greenberg Traurig, LLP; Roman Fayerberg

(57) **CLAIM**

The ornamental design for a sign, as shown and described.

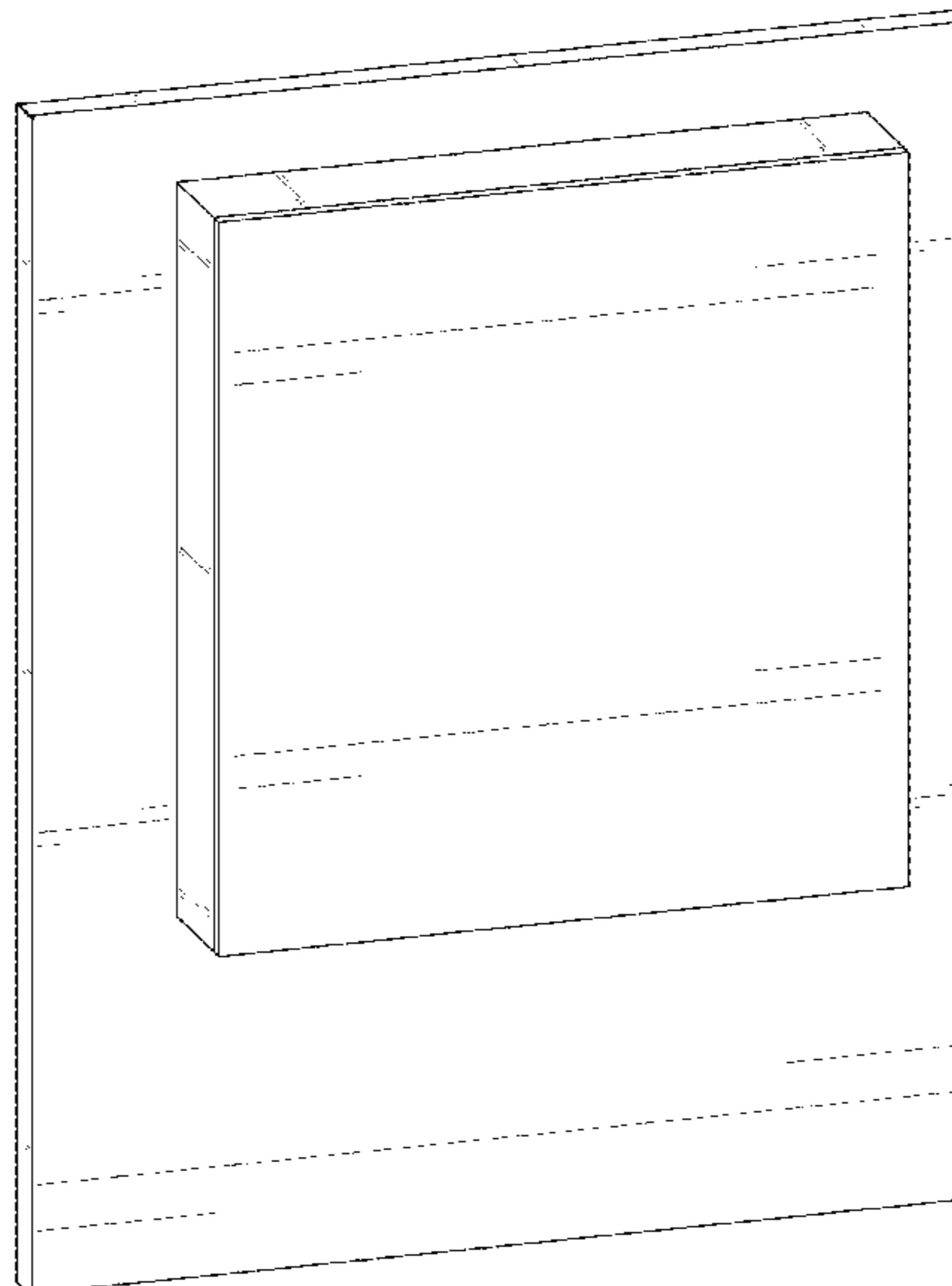
DESCRIPTION

FIG. 1 is a perspective view of a sign, showing my new design;
FIG. 2 is a front view thereof;
FIG. 3 is a rear view thereof;
FIG. 4 is a left side view thereof;
FIG. 5 is a right side view thereof;
FIG. 6 is a top view thereof; and,
FIG. 7 is a bottom view thereof.

1 Claim, 5 Drawing Sheets

(56) **References Cited**
U.S. PATENT DOCUMENTS

D22,077 S * 12/1892 Curtis et al. D25/138
D313,431 S * 1/1991 Jaskiel, Jr. D14/126
D345,379 S * 3/1994 Chan D20/40
D455,788 S * 4/2002 Gentelia D20/10
D502,743 S * 3/2005 Draper D20/10
D510,109 S * 9/2005 Cobb D20/42



(56)

References Cited

U.S. PATENT DOCUMENTS

D729,548 S * 5/2015 Denby D6/672
D740,571 S * 10/2015 Gorham D6/300
D745,418 S * 12/2015 Indio da Costa D10/24
D788,226 S * 5/2017 Lueken D20/19
D846,028 S * 4/2019 Svihilik D20/42

OTHER PUBLICATIONS

Steel Art Company, posted at Facebook.com, posted on Jul. 2, 2020,
site visited Sep. 28, 2020. online, available from internet: <https://www.facebook.com/steelartco/photos/a.1476261042640442/2620583331541535/?type=3&theater> (Year: 2020).*

* cited by examiner

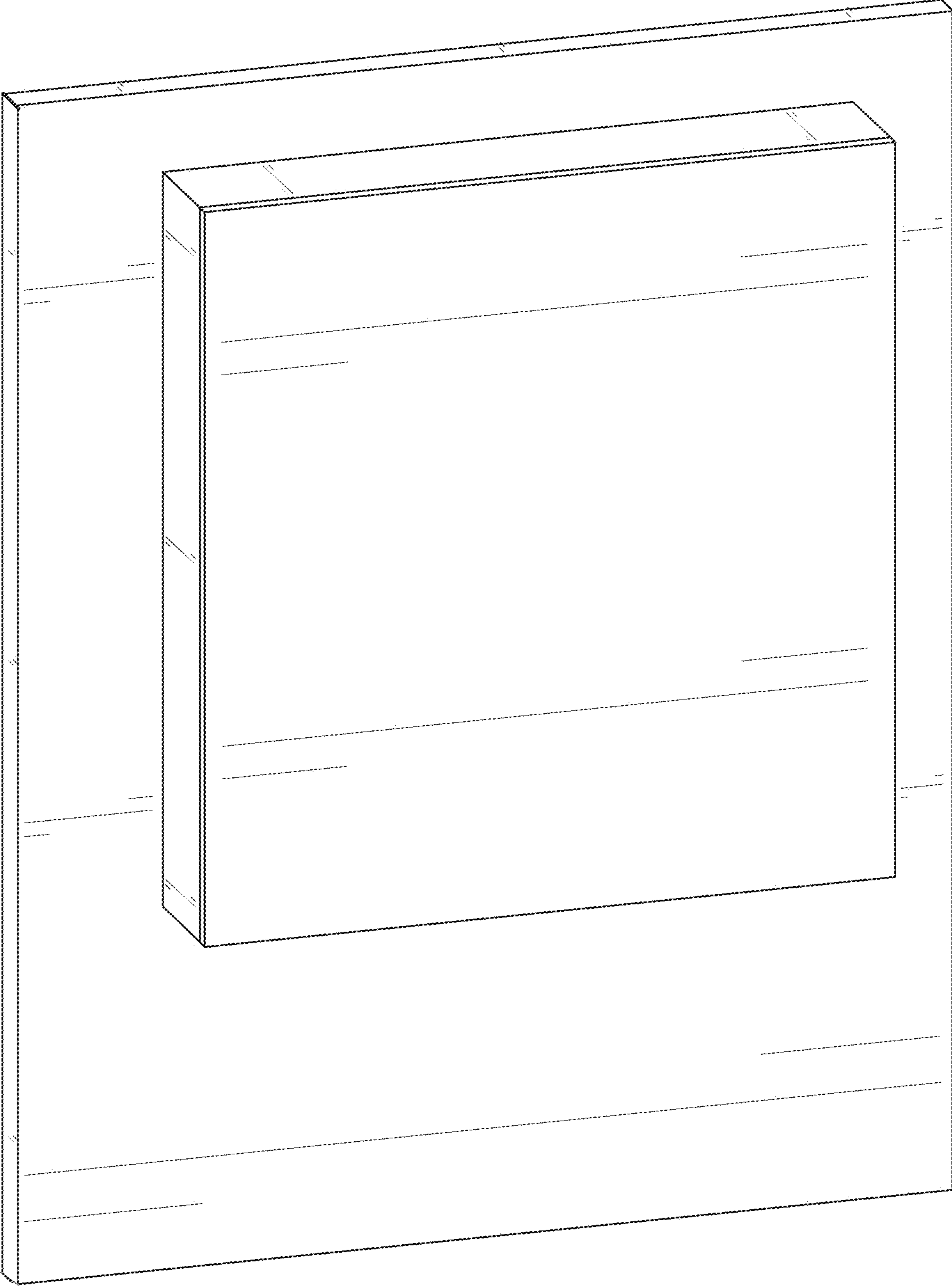


FIG. 1




FIG. 2



FIG. 3



FIG. 4




FIG. 5

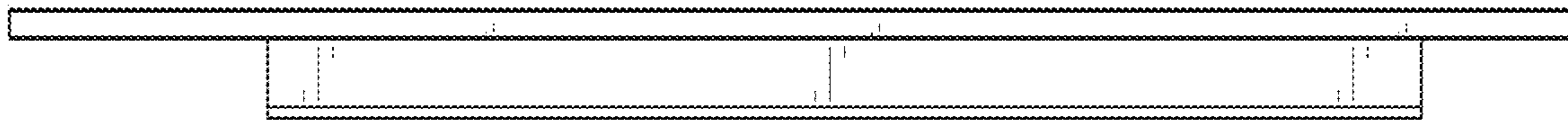


FIG. 6

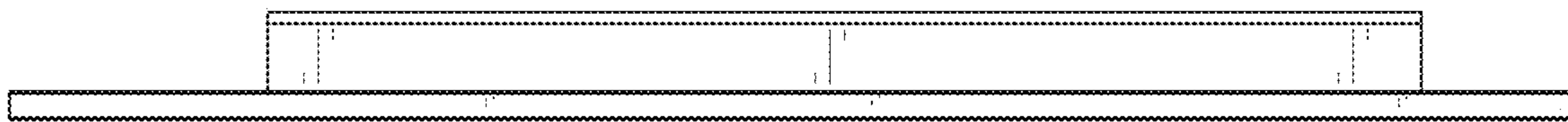


FIG. 7