



US00D903760S

(12) **United States Design Patent** (10) **Patent No.:** **US D903,760 S**
Lee et al. (45) **Date of Patent:** **** Dec. 1, 2020**

(54) **DISPENSER**

(71) Applicant: **3M INNOVATIVE PROPERTIES COMPANY**, St. Paul, MN (US)

(72) Inventors: **Hyunjun Lee**, Gyeonggi-do (KR);
In-Hwan Lee, Gyeonggi-do (KR);
Seung Youb Oh, Gyeonggi (KR)

(73) Assignee: **3M INNOVATIVE PROPERTIES COMPANY**, St. Paul, MN (US)

(**) Term: **15 Years**

(21) Appl. No.: **29/661,737**

(22) Filed: **Aug. 30, 2018**

(51) **LOC (12) Cl.** **19-02**

(52) **U.S. Cl.**
USPC **D19/86**

(58) **Field of Classification Search**
USPC D6/515, 518; D9/734; D19/86-91, 75,
D19/77, 78; 206/39.5, 215, 233, 425,
206/449, 494, 555; 221/45, 46, 48, 52,
221/59, 61, 63
CPC B42D 5/005
See application file for complete search history.

(56) **References Cited**

U.S. PATENT DOCUMENTS

D210,634 S *	3/1968	Chesterfield	D19/87
D335,895 S *	5/1993	Chan	D19/75
D357,938 S *	5/1995	Wolff	D19/86
D358,425 S *	5/1995	Kirchhoff	D19/75
D393,002 S *	3/1998	Mandar	D19/69
D482,915 S *	12/2003	Yang	D6/515

D566,190 S *	4/2008	Kent	D19/86
D604,973 S *	12/2009	Morrison	D6/515
D604,974 S *	12/2009	Morrison	D6/515
D637,648 S *	5/2011	Ringl	D19/86
D651,831 S *	1/2012	Becherer	D6/518
D670,113 S *	11/2012	Morrison	D6/515
D823,943 S *	7/2018	Turner	D19/86

FOREIGN PATENT DOCUMENTS

KR	30-0601248	5/2011
KR	30-0601278	5/2011
KR	30-0645334	5/2012
KR	30-0731474	2/2014

* cited by examiner

Primary Examiner — Nathan M Johnston

(74) *Attorney, Agent, or Firm* — Eric E. Silverman

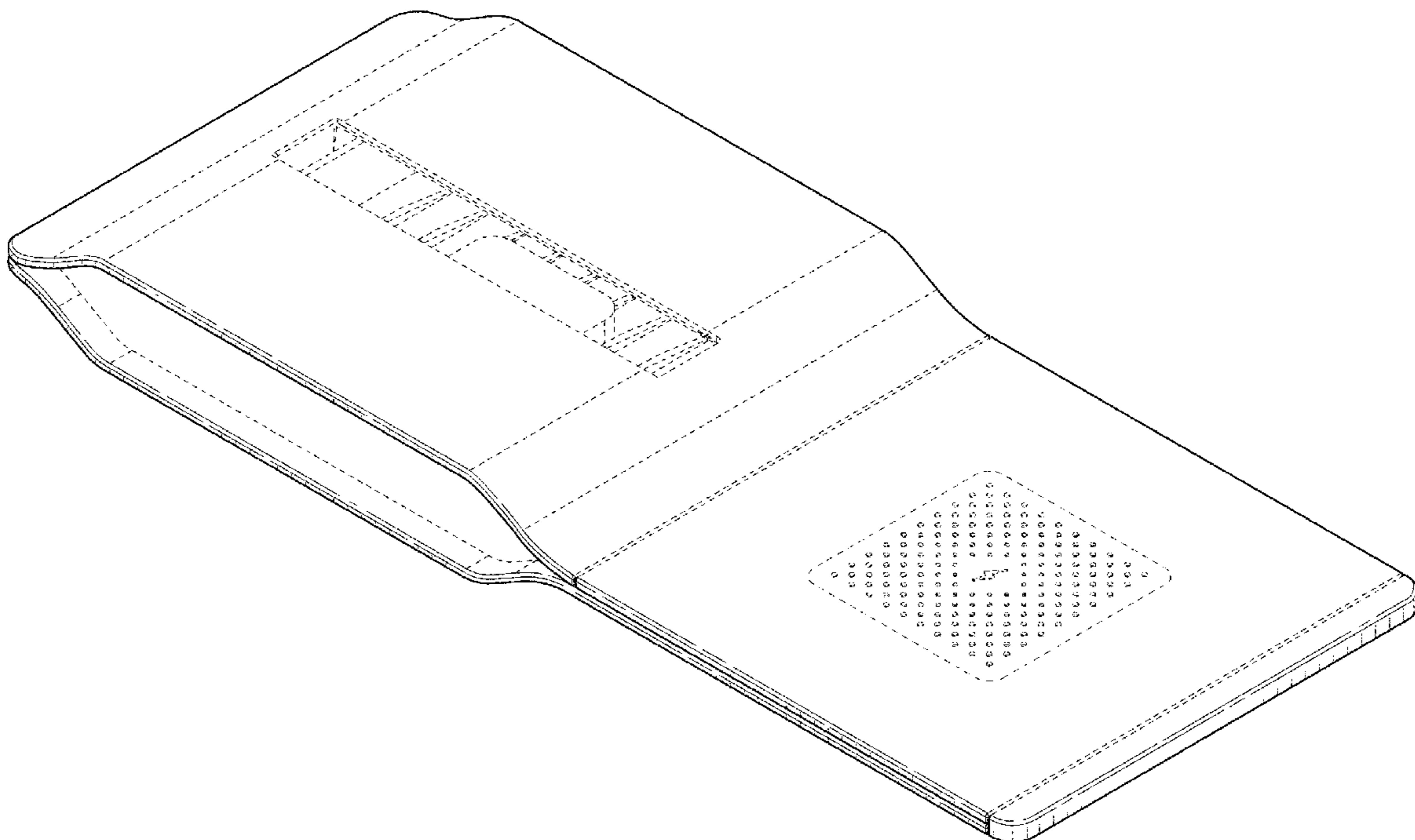
(57) **CLAIM**

The ornamental design for a dispenser, as shown and described.

DESCRIPTION

FIG. 1 is a perspective view showing the new design for a dispenser;
FIG. 2 is a front view thereof;
FIG. 3 is a rear view thereof;
FIG. 4 is a left side view thereof;
FIG. 5 is a right side view thereof;
FIG. 6 is a top view thereof;
FIG. 7 is a bottom view thereof; and,
FIG. 8 is a perspective view thereof with a note.
The portions of the dispenser in FIGS. 1-8 shown in broken lines are included to show features that form no part of the claimed design.

1 Claim, 6 Drawing Sheets



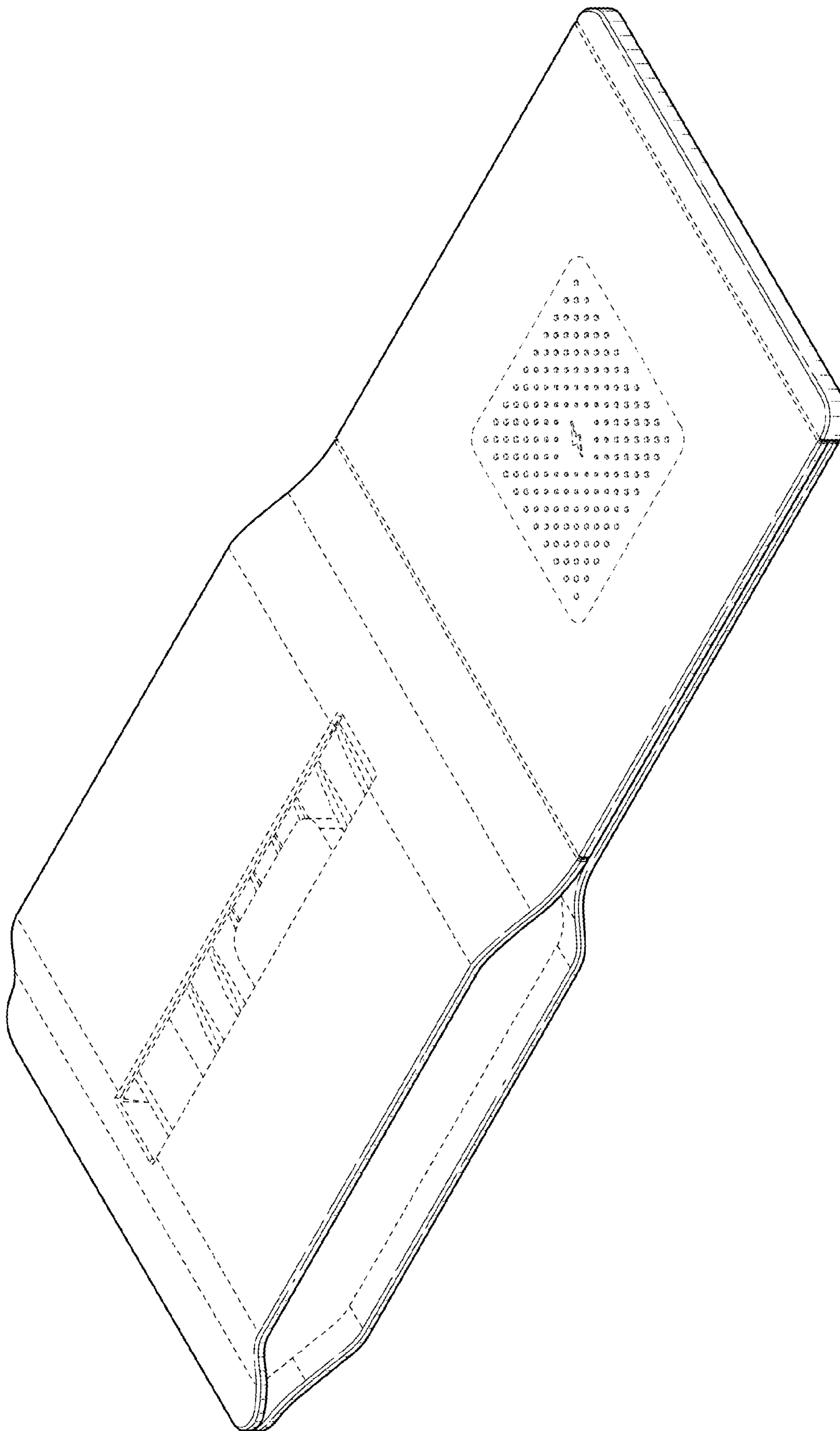


FIG. 1

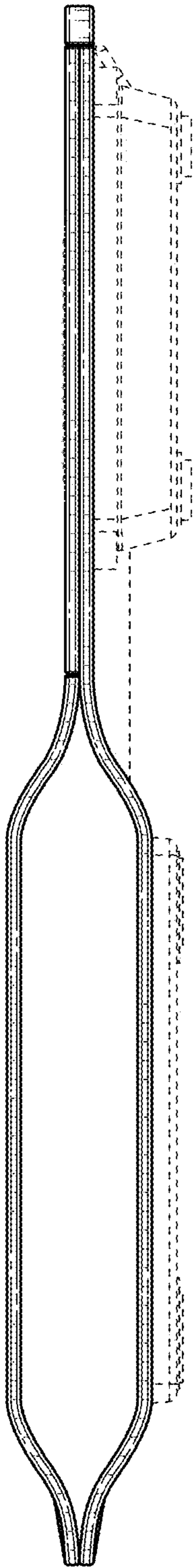


FIG. 2

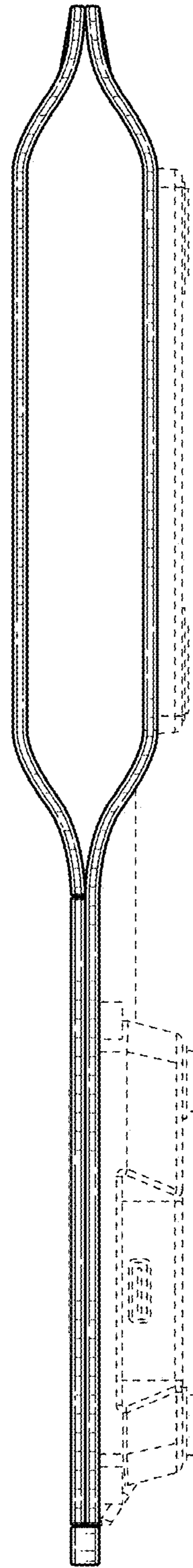


FIG. 3

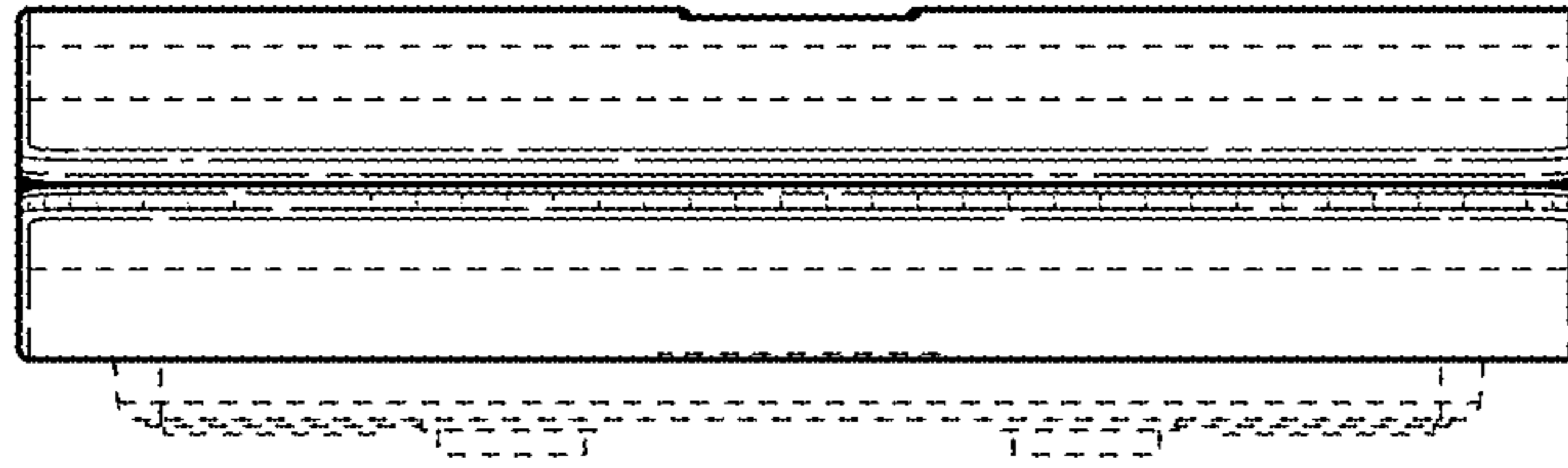


FIG. 4



FIG. 5

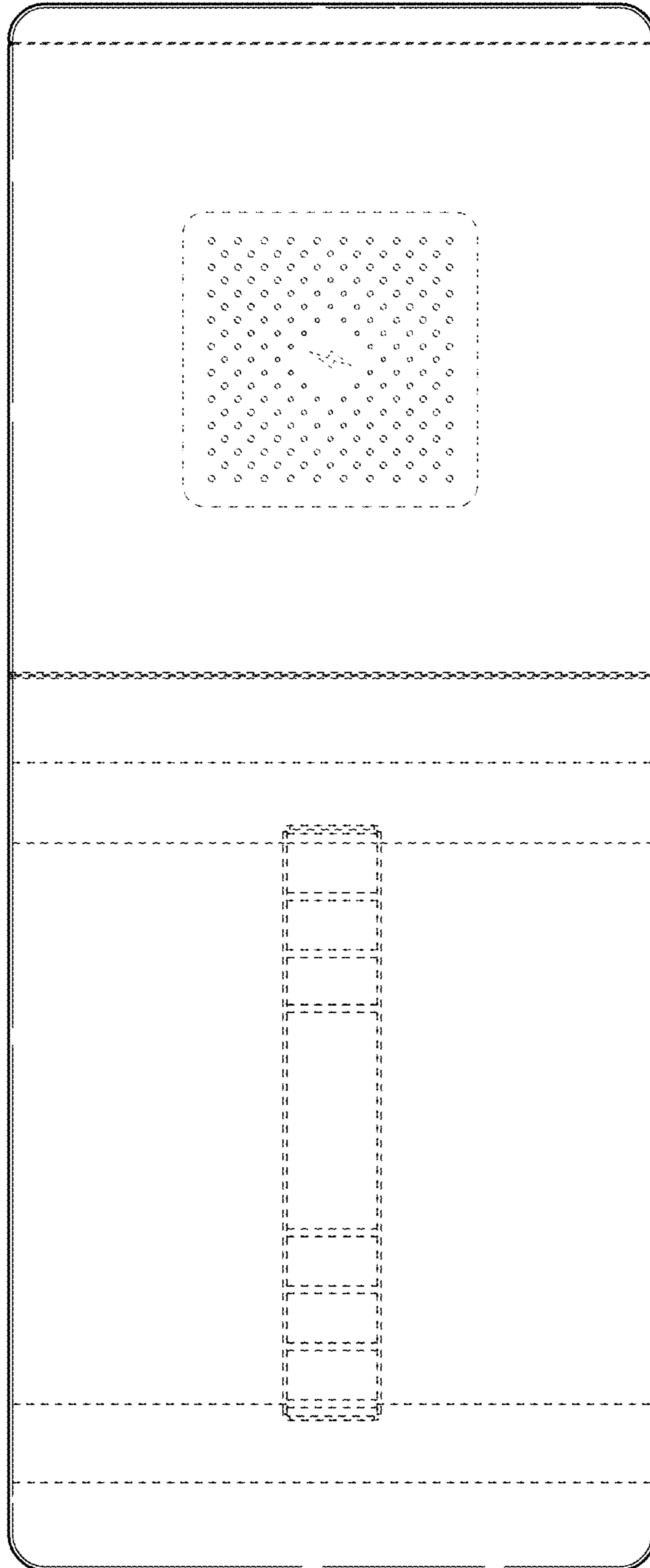


FIG. 6

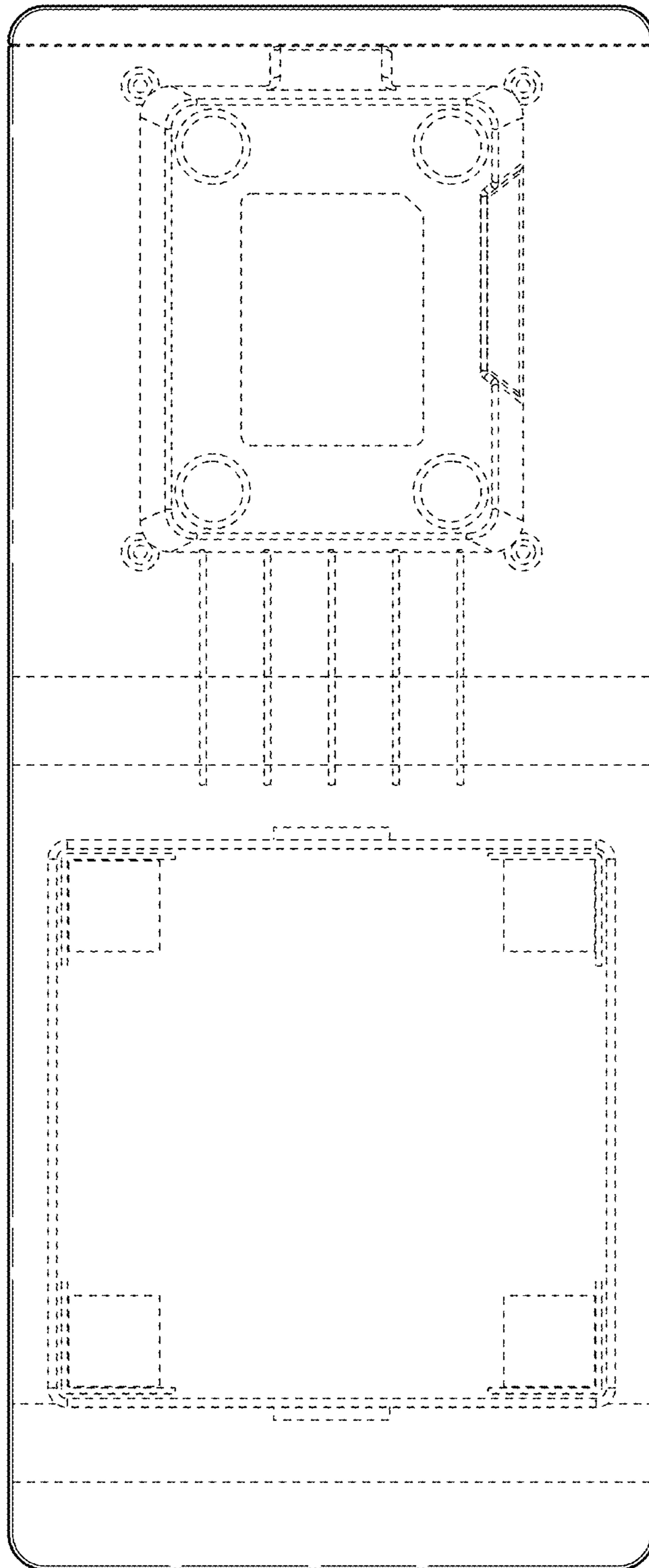


FIG. 7

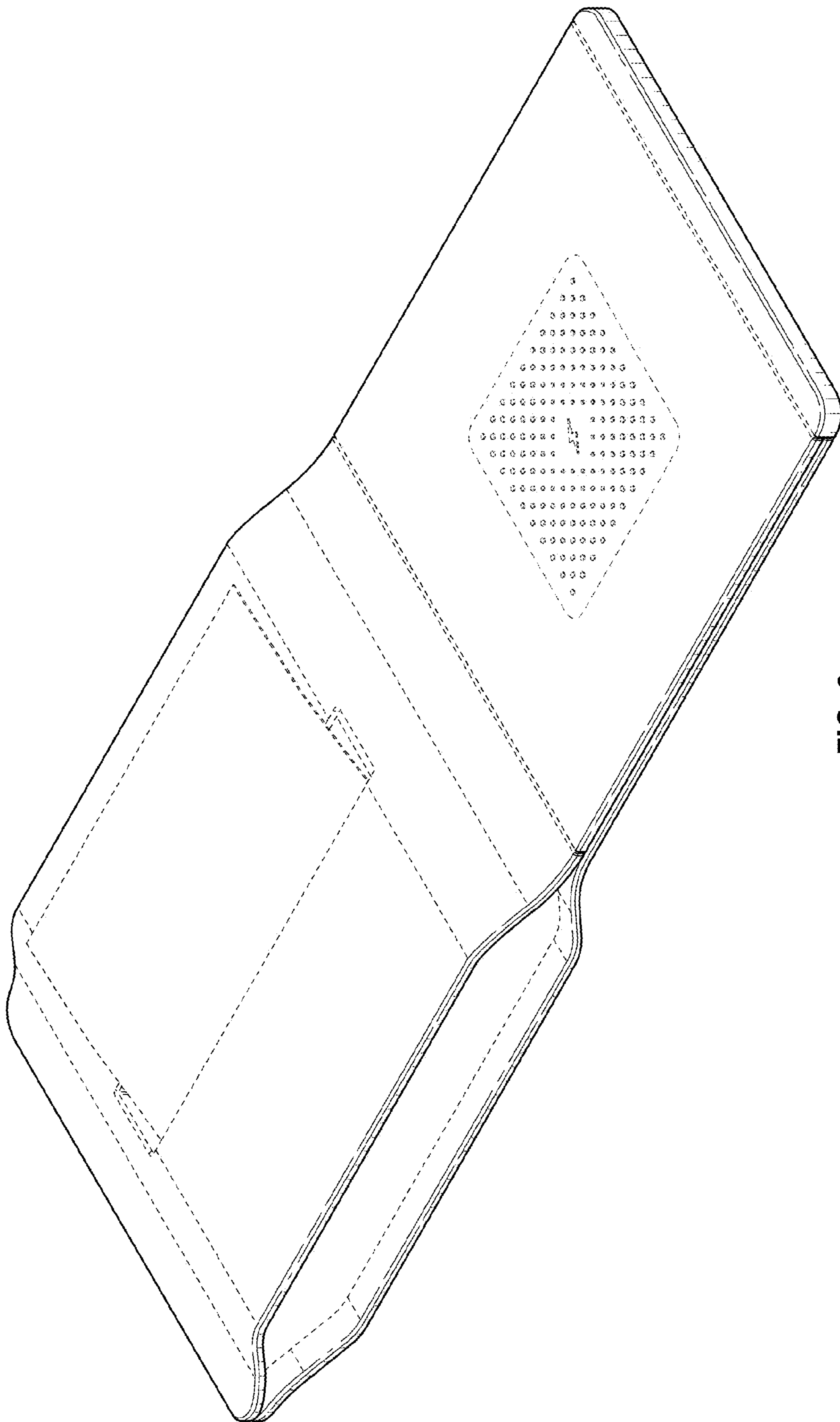


FIG. 8