



US00D903759S

(12) **United States Design Patent** (10) **Patent No.:** **US D903,759 S**
Odachi (45) **Date of Patent:** **** Dec. 1, 2020**

(54) **PRINTER**
(71) Applicant: **CANON KABUSHIKI KAISHA,**
Tokyo (JP)
(72) Inventor: **Ayaka Odachi,** Tokyo (JP)
(73) Assignee: **Canon Kabushiki Kaisha,** Tokyo (JP)

D701,235 S 3/2014 Hatta
D709,521 S 7/2014 Choi et al.
D739,830 S 9/2015 Spira
D744,028 S 11/2015 Odachi
D752,632 S 3/2016 Seo et al.
D753,699 S 4/2016 Tsukamoto
D766,922 S 9/2016 Osotio et al.
D770,316 S 11/2016 Wilkinson

(Continued)

(**) Term: **15 Years**

FOREIGN PATENT DOCUMENTS

(21) Appl. No.: **29/733,223**

JP D1563044 S 11/2016
JP 2017-001249 A 1/2017

(22) Filed: **Apr. 30, 2020**

(Continued)

Related U.S. Application Data

(62) Division of application No. 35/506,664, filed on Oct. 15, 2018 (U.S. filing date under 35 U.S.C. 384), and having an international filing date of Oct. 15, 2018.

OTHER PUBLICATIONS

Screenshot from YouTube: Introducing the new G Series MegaTank Printers. May 1, 2017; one page. Found online May 11, 2020 at https://www.youtube.com/watch?v=jO9EIZRssdk&feature=emb_logo (Year: 2017).*

(30) **Foreign Application Priority Data**

Apr. 25, 2018 (JP) 2018-009137

(51) **LOC (12) Cl.** **18-02**

(52) **U.S. Cl.**
USPC **D18/56**

(58) **Field of Classification Search**
USPC D10/81, 96, 103; D13/158, 169, 174;
D18/36, 41, 56
CPC . B41J 3/4075; B41J 11/58; B41J 15/12; B41J
15/42; B41J 17/00; B41J 29/08; B41J
29/02
See application file for complete search history.

(Continued)

Primary Examiner — Robert M. Spear
(74) *Attorney, Agent, or Firm* — Venable LLP

(56) **References Cited**

U.S. PATENT DOCUMENTS

D402,222 S * 12/1998 Kunz D10/103
D556,768 S 12/2007 Morris
D558,277 S 12/2007 Luciano, Jr. et al.
D600,237 S 9/2009 Kwon et al.

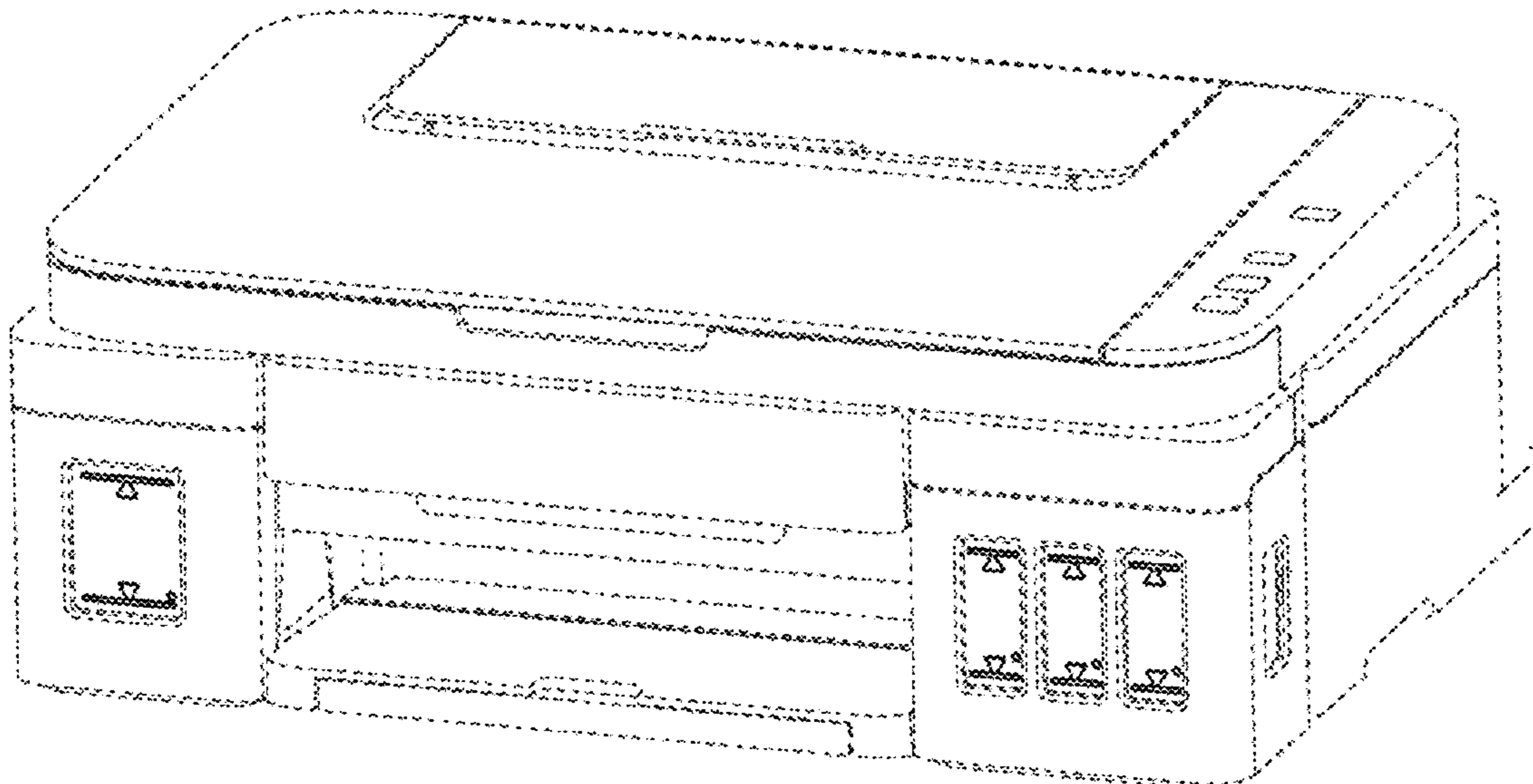
(57) **CLAIM**

The ornamental design for a printer, as shown and described.

DESCRIPTION

FIG. 1 : Perspective view of a printer showing my new design;
FIG. 2 : Front view thereof;
FIG. 3 : Enlarged fragmentary view of the left portion thereof; and,
FIG. 4 : Enlarged fragmentary view of the right portion thereof.
The broken lines show portions of the printer that form no part of the claimed design.

1 Claim, 4 Drawing Sheets



(56)

References Cited

U.S. PATENT DOCUMENTS

D841,085 S 2/2019 Higuchi et al.
D851,698 S 6/2019 Oishi et al.
D852,663 S 7/2019 Bard et al.
D866,490 S 11/2019 Bard et al.

FOREIGN PATENT DOCUMENTS

JP D1584321 S 2/2018
JP D1543182 S 8/2018

OTHER PUBLICATIONS

Copending, unpublished, U.S. Appl. No. 29/667,686 to Ayaka Odachi filed Oct. 24, 2018.

Bhatnagar, Abhishek: Canon Pixma G2000 Review, Pros and Cons. Screenshot from www.gadgetshouse.com, dated May 4, 2016. Found online Jan. 22, 2020 at: <https://gadgetstouse.com/blog/2016/05/04/canon-pixma-g2000-review/> (Year: 2016).

Touch Curtain Switch for Electromotion Curtain Control—Sensitive Plus. Screenshot from www.ibestek.com. © 2015. Found online Jan. 22, 2020 at: <http://www.ibestek.com/products/curtain-switch-uk-eu.html> (Year: 2015).

* cited by examiner

Fig. 1

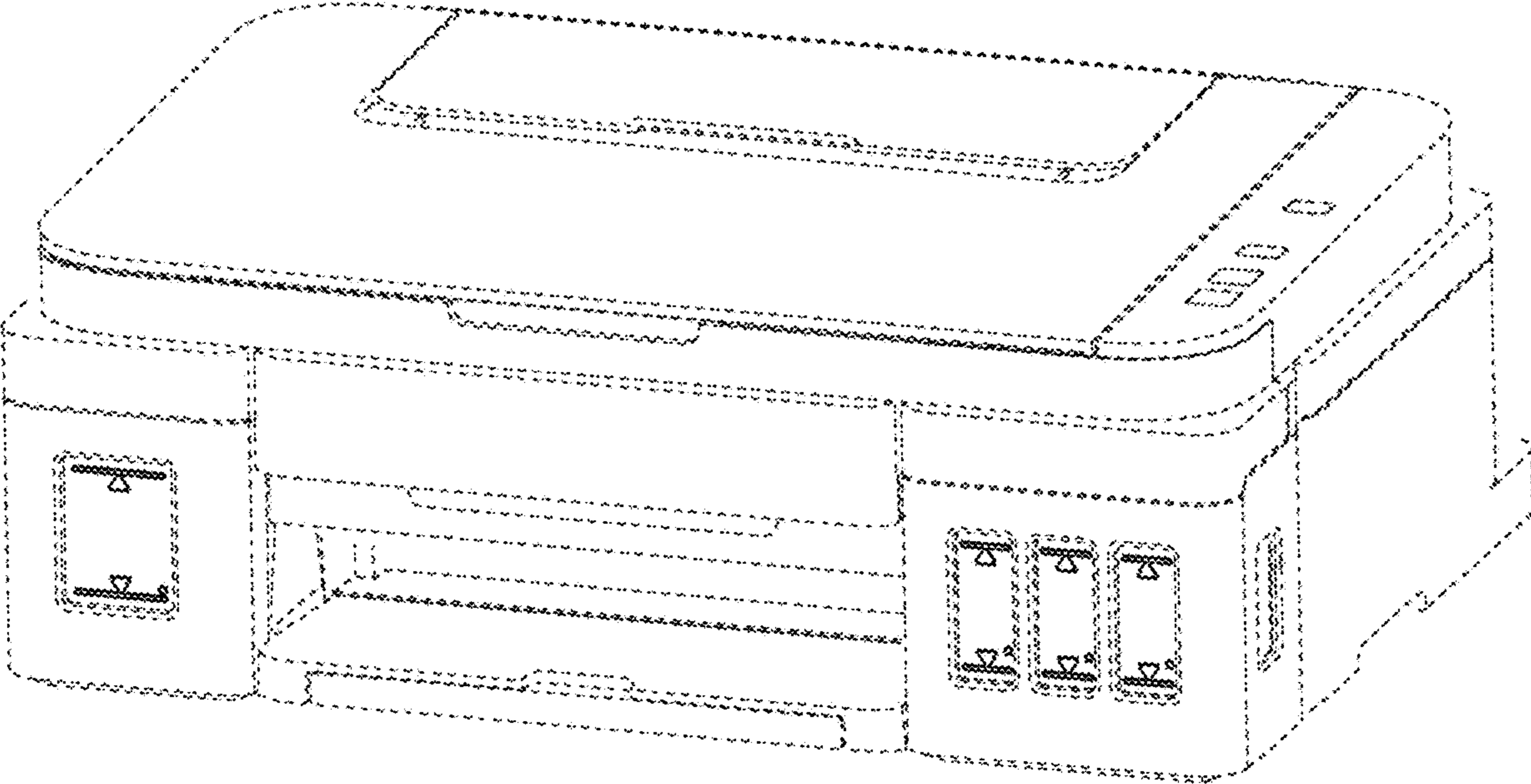


Fig. 2




Fig. 3

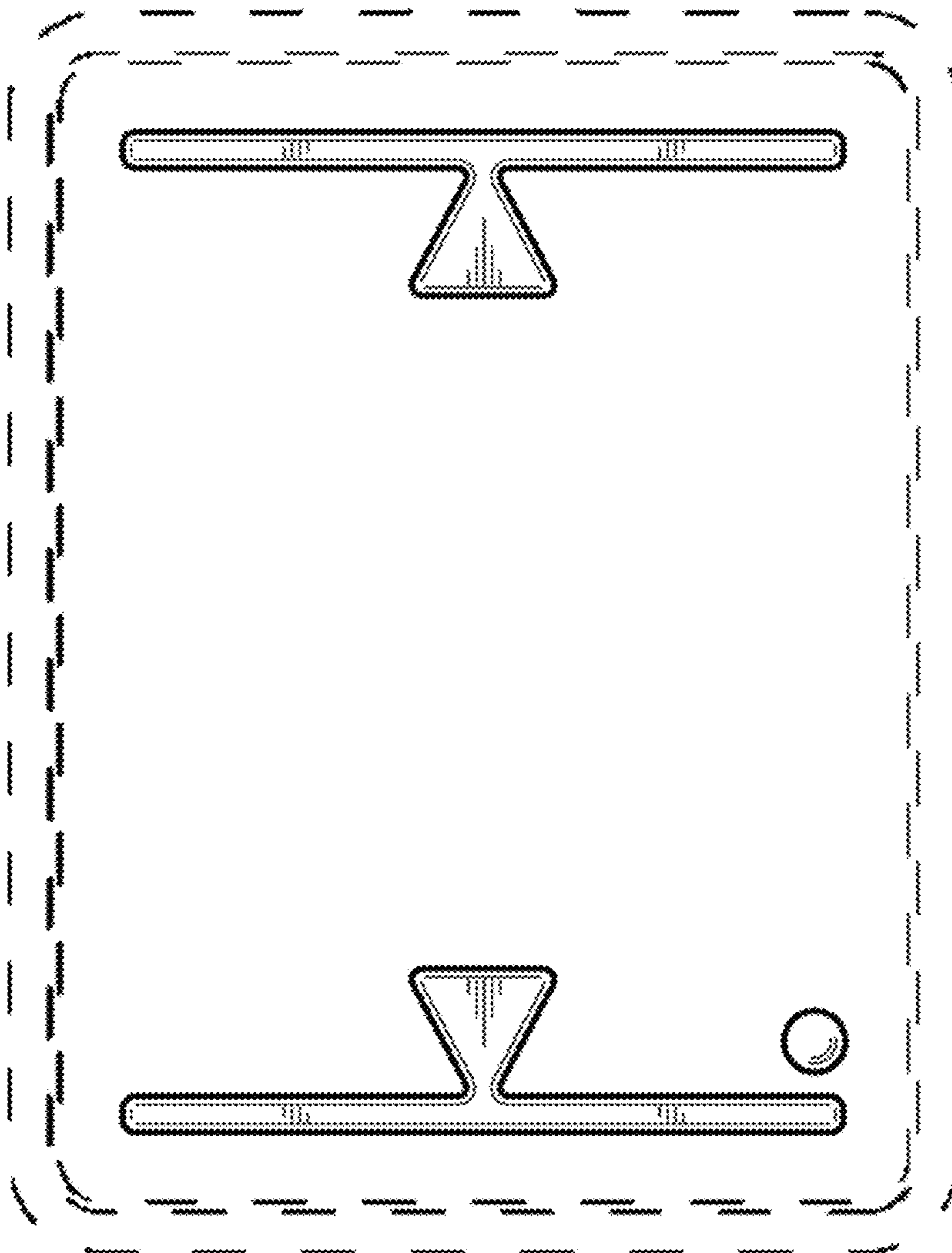


Fig. 4

