



US00D903753S

(12) **United States Design Patent**  
**Canivell Grifols**

(10) **Patent No.: US D903,753 S**

(45) **Date of Patent: \*\* Dec. 1, 2020**

(54) **GUITAR**

(71) Applicant: **LLEVINAC, S.L.**, Barcelona (ES)

(72) Inventor: **Jordi Canivell Grifols**, Barcelona (ES)

(73) Assignee: **LLEVINAC, S.L.**, Barcelona (ES)

(\*\*) Term: **15 Years**

(21) Appl. No.: **29/689,142**

(22) Filed: **Apr. 26, 2019**

(30) **Foreign Application Priority Data**

Oct. 30, 2018 (EM) ..... 005813037

(51) **LOC (12) Cl. .... 17-03**

(52) **U.S. Cl.**  
USPC ..... **D17/14**

(58) **Field of Classification Search**  
USPC ..... D17/14, 20, 99; D21/405  
CPC .. G10D 3/00; G10D 3/10; G10D 1/08; G10D  
1/085  
See application file for complete search history.

(56) **References Cited**

**U.S. PATENT DOCUMENTS**

- 3,515,024 A \* 6/1970 Broussard ..... G10D 1/08  
84/291
- D256,368 S \* 8/1980 Bolen ..... D17/14
- D258,739 S \* 3/1981 Todd, III ..... D17/14
- D269,524 S \* 6/1983 Burge ..... D17/14
- D549,767 S \* 8/2007 Mitic ..... D17/14
- D623,219 S \* 9/2010 Mosconi ..... D17/14
- D662,539 S \* 6/2012 Mohajerin ..... D17/14
- D783,085 S \* 4/2017 Larsen ..... D17/14

- D844,693 S \* 4/2019 Kiesel ..... D17/20
- D844,694 S \* 4/2019 Kiesel ..... D17/20
- D866,653 S \* 11/2019 Brnich ..... D17/14
- D875,170 S \* 2/2020 Juskiewicz ..... D17/20
- 2008/0141851 A1\* 6/2008 Ekstrom ..... G10D 1/085  
84/726

**FOREIGN PATENT DOCUMENTS**

- EP 0249464 A2 \* 12/1987 ..... G10D 3/153
- JP 02195396 A \* 8/1990 ..... G10H 3/18
- WO WO-2015105726 A1 \* 7/2015 ..... G10D 3/00

**OTHER PUBLICATIONS**

Screenshots from URL:<https://www.youtube.com/watch?v=7hn82stfa>, provided in Japanese Office Actions for application No. 2019-009862, dated Nov. 22, 2019.

\* cited by examiner

*Primary Examiner* — R. Johnson

(74) *Attorney, Agent, or Firm* — Knobbe, Martens, Olson & Bear, LLP


(57) **CLAIM**

The ornamental design for a guitar, as shown.

**DESCRIPTION**

FIG. 1 is a perspective view of a guitar showing my new design;  
FIG. 2 is a front elevational view thereof;  
FIG. 3 is a rear elevational view thereof;  
FIG. 4 is a left side elevational view thereof;  
FIG. 5 is a right side elevational view thereof;  
FIG. 6 is a top plan view thereof; and,  
FIG. 7 is a bottom plan view thereof.

**1 Claim, 7 Drawing Sheets**






FIG. 1

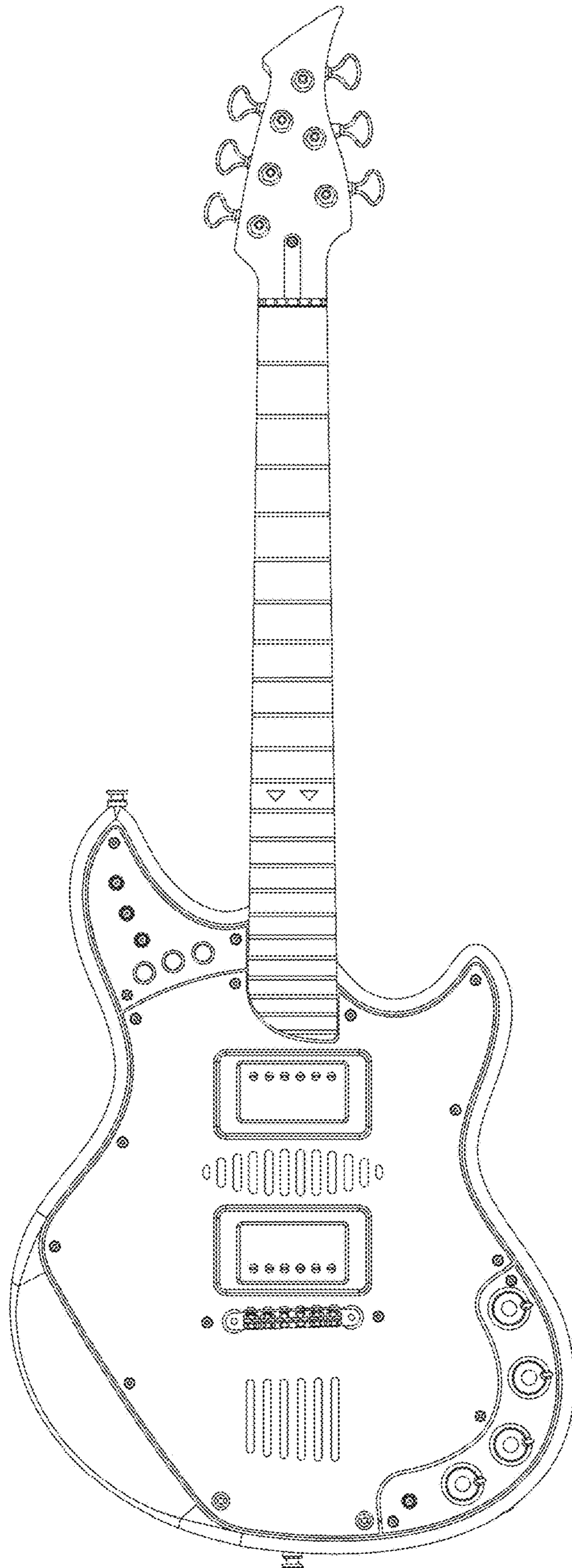


FIG. 2

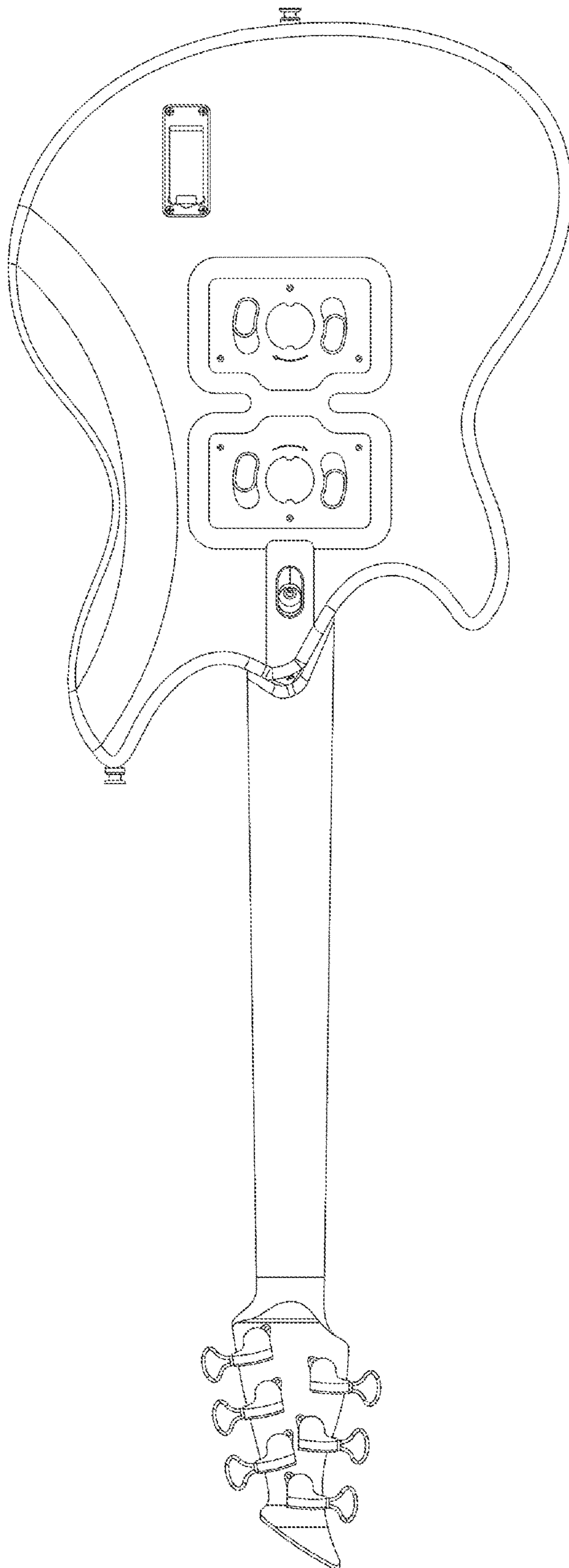


FIG. 3

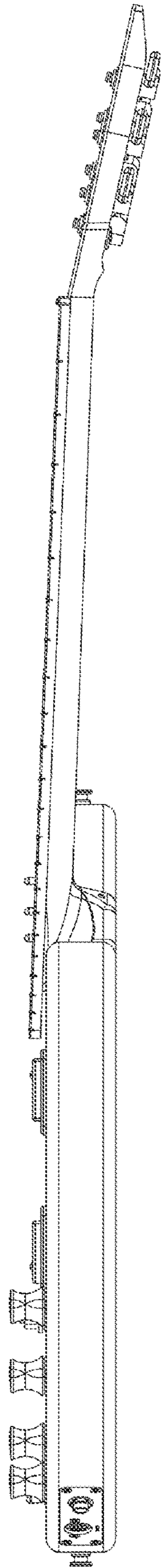


FIG. 4

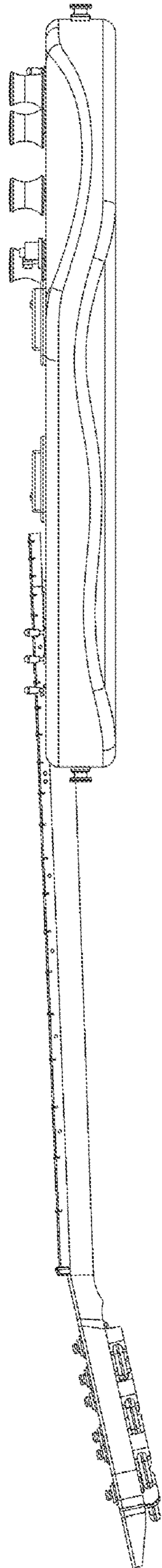


FIG. 5

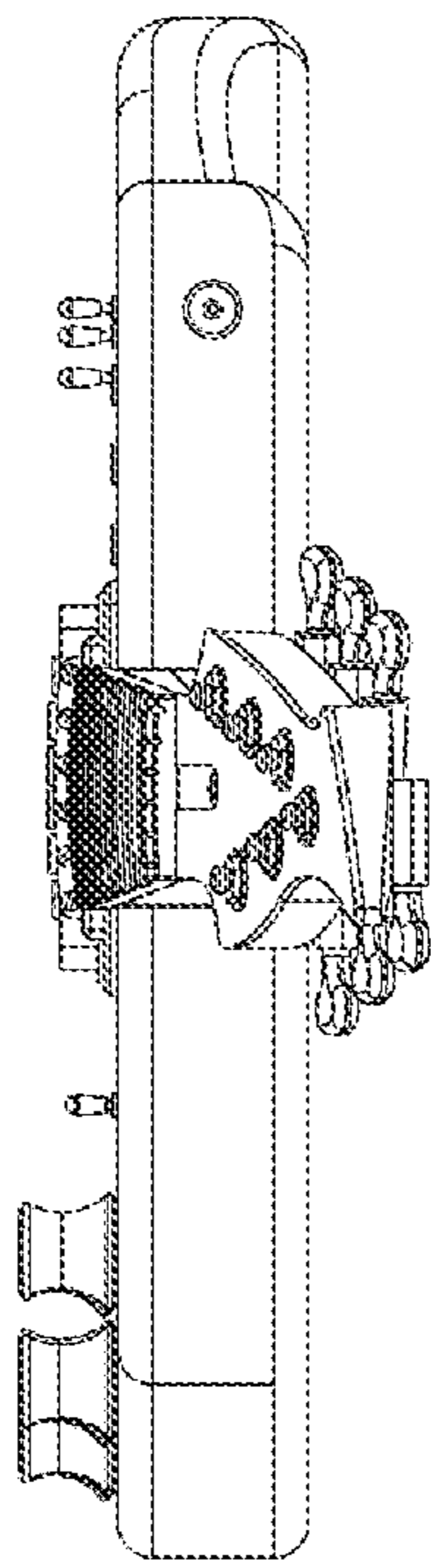


FIG. 6

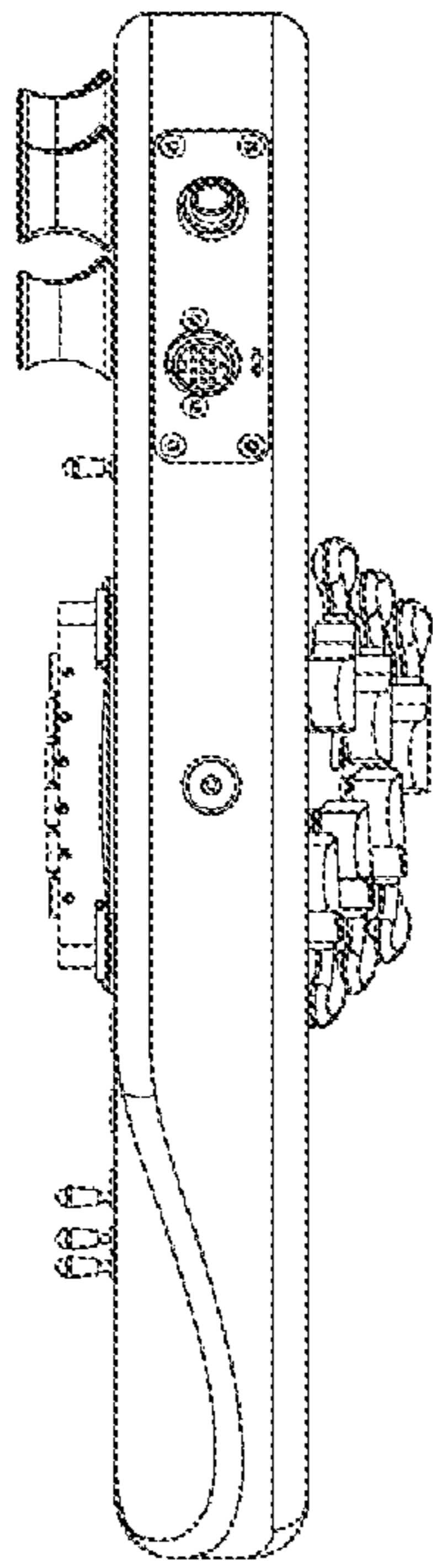


FIG. 7