



US00D903713S

(12) **United States Design Patent**  
**Kim et al.**

(10) **Patent No.:** **US D903,713 S**  
(45) **Date of Patent:** **\*\* Dec. 1, 2020**

(54) **DISPLAY SCREEN OR PORTION THEREOF WITH GRAPHICAL USER INTERFACE**

(71) Applicant: **Samsung Electronics Co., Ltd.**,  
Suwon-si (KR)

(72) Inventors: **Bowon Kim**, Busan (KR); **Kwansuk Yoo**,  
Seongnam-si (KR)

(73) Assignee: **SAMSUNG ELECTRONICS CO., LTD.**,  
Suwon-si (KR)

(\*\*) Term: **15 Years**

(21) Appl. No.: **29/688,810**

(22) Filed: **Apr. 24, 2019**

(30) **Foreign Application Priority Data**

Nov. 1, 2018 (KR) ..... 30-2018-0050333

(51) **LOC (12) Cl.** ..... **14-04**

(52) **U.S. Cl.**  
USPC ..... **D14/495**; D14/486

(58) **Field of Classification Search**  
USPC ..... D14/485–495  
CPC .... G06F 3/0482; G06F 3/04842; G06F 21/32;  
G06F 2203/0338; G06Q 30/0601; G06Q  
30/0641; G06Q 10/02; G06Q 50/14;  
G06Q 50/12; G06Q 30/00; G06K  
9/00006

See application file for complete search history.

(56) **References Cited**

**U.S. PATENT DOCUMENTS**

D270,271 S \* 8/1983 Steele ..... D14/490  
D600,710 S \* 9/2009 LaManna ..... D14/492  
D601,167 S \* 9/2009 Hall ..... D14/492  
D667,444 S \* 9/2012 Phelan ..... D14/492  
D755,839 S \* 5/2016 Caro ..... D14/489

D756,411 S \* 5/2016 Lee ..... D14/492  
D786,932 S \* 5/2017 Kim ..... D14/495  
D823,892 S \* 7/2018 Huang ..... D14/492  
D842,873 S \* 3/2019 Hatzikostas ..... D14/486  
2016/0042166 A1\* 2/2016 Kang ..... G06F 3/04886  
726/7  
2016/0306491 A1\* 10/2016 Lee ..... G06K 9/00006  
2017/0300700 A1\* 10/2017 Li ..... G06K 9/00926  
2020/0167451 A1\* 5/2020 Zhang ..... G06F 21/32

\* cited by examiner

*Primary Examiner* — Darlington Ly

*Assistant Examiner* — Katherine A Holbrow

(74) *Attorney, Agent, or Firm* — McAndrews Held & Malloy, Ltd.

(57) **CLAIM**

The ornamental design for a display screen or portion thereof with graphical user interface, as shown and described.

**DESCRIPTION**

FIG. 1 is a front view of a first embodiment of a display screen or portion thereof with graphical user interface showing our new design;

FIG. 2 is a front view of a second embodiment of a display screen or portion thereof with graphical user interface showing our new design;

FIG. 3 is a front view of a third embodiment of a display screen or portion thereof with graphical user interface showing our new design; and,

FIG. 4 is a front view of a fourth embodiment of a display screen or portion thereof with graphical user interface showing our new design.

The outer perimeter shown in broken lines in the drawings illustrates a display screen or portion thereof and forms no part of the claimed design. The remaining broken lines in the drawings illustrate portions of the graphical user interface that form no part of the claimed design.

**1 Claim, 4 Drawing Sheets**

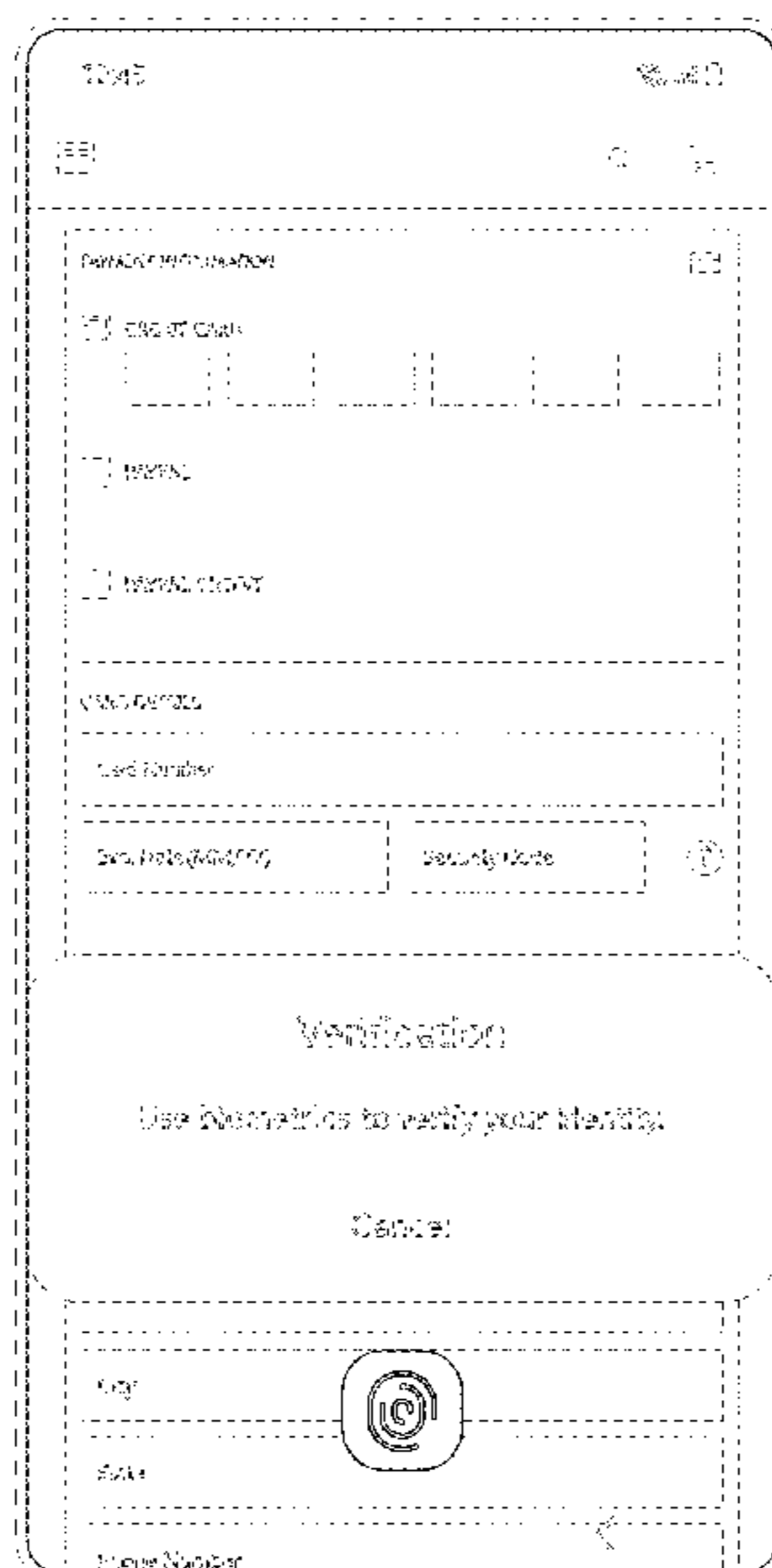


FIG. 1




FIG. 2

12:45

PAYMENT INFORMATION

CREDIT CARD

PAYPAL

PAYPAL CREDIT

CARD DETAILS

Card Number

Exp. Date (MM/YY)

Security Code

Verification

Use biometrics to verify your identity.

Cancel

City

State

Phone Number

FIG. 3




FIG. 4

12:45

SEARCH

HOME

PAYMENT INFORMATION

CREDIT CARD

PAYPAL

PAYPAL CREDIT

CARD DETAILS

Card Number

Exp. Date (MM/YY)

Security Code

Verification

Use biometrics to verify your identity.

Cancel

City

State

Phone Number