



US00D903699S

(12) **United States Design Patent**
Paul

(10) **Patent No.:** **US D903,699 S**
(45) **Date of Patent:** **** Dec. 1, 2020**

(54) **DISPLAY SCREEN WITH ANIMATED GRAPHICAL USER INTERFACE**

(71) Applicant: **Facebook, Inc.**, Menlo Park, CA (US)

(72) Inventor: **Debashish Paul**, Sunnyvale, CA (US)

(73) Assignee: **Facebook, Inc.**, Menlo Park, CA (US)

(**) Term: **15 Years**

(21) Appl. No.: **29/663,562**

(22) Filed: **Sep. 17, 2018**

(51) **LOC (12) Cl.** **14-04**

(52) **U.S. Cl.**
USPC **D14/486**; D14/488

(58) **Field of Classification Search**
USPC D14/485–495
CPC G06Q 50/01; H04L 51/16; H04L 51/32;
H04L 67/306
See application file for complete search history.

(56) **References Cited**

U.S. PATENT DOCUMENTS

D736,219 S *	8/2015	Petersen	D14/485
D765,100 S *	8/2016	Kim	D14/485
D766,967 S *	9/2016	Giovannini	D14/486
D772,249 S *	11/2016	Choi	D14/485
D778,311 S *	2/2017	Denis	D14/487
D789,384 S *	6/2017	Lin	D14/485
D821,438 S *	6/2018	Denis	D14/487
D826,961 S *	8/2018	Lider	D14/486
D831,673 S *	10/2018	O'Rourke	D14/485
D834,611 S *	11/2018	Zeng	D14/488
D841,038 S *	2/2019	Kwon	D14/486
10,353,551 B2 *	7/2019	Rosenberg	H04L 67/14
D871,442 S *	12/2019	Smith	D14/488
2007/0247641 A1 *	10/2007	Okuma	G06F 3/04817

358/1.1

2010/0281408 A1 *	11/2010	Fujioka	G06F 3/04817
				715/765
2016/0078659 A1 *	3/2016	Bartkiewicz	G06Q 50/01
				715/771
2016/0253083 A1 *	9/2016	Lee	G06F 3/04847
				715/771
2019/0303807 A1 *	10/2019	Gueye	G06Q 10/02

* cited by examiner

Primary Examiner — Darlington Ly

Assistant Examiner — Katherine A Holbrow

(74) *Attorney, Agent, or Firm* — FisherBroyles, LLP

(57) **CLAIM**

The ornamental design for a display screen with animated graphical user interface, as shown and described.

DESCRIPTION

FIG. 1 is a front view of a first image in the sequence for a display screen with animated graphical user interface, showing our new design;

FIG. 2 is a front view of a second image thereof;

FIG. 3 is a front view of a third image thereof;

FIG. 4 is a front view of a fourth image thereof;

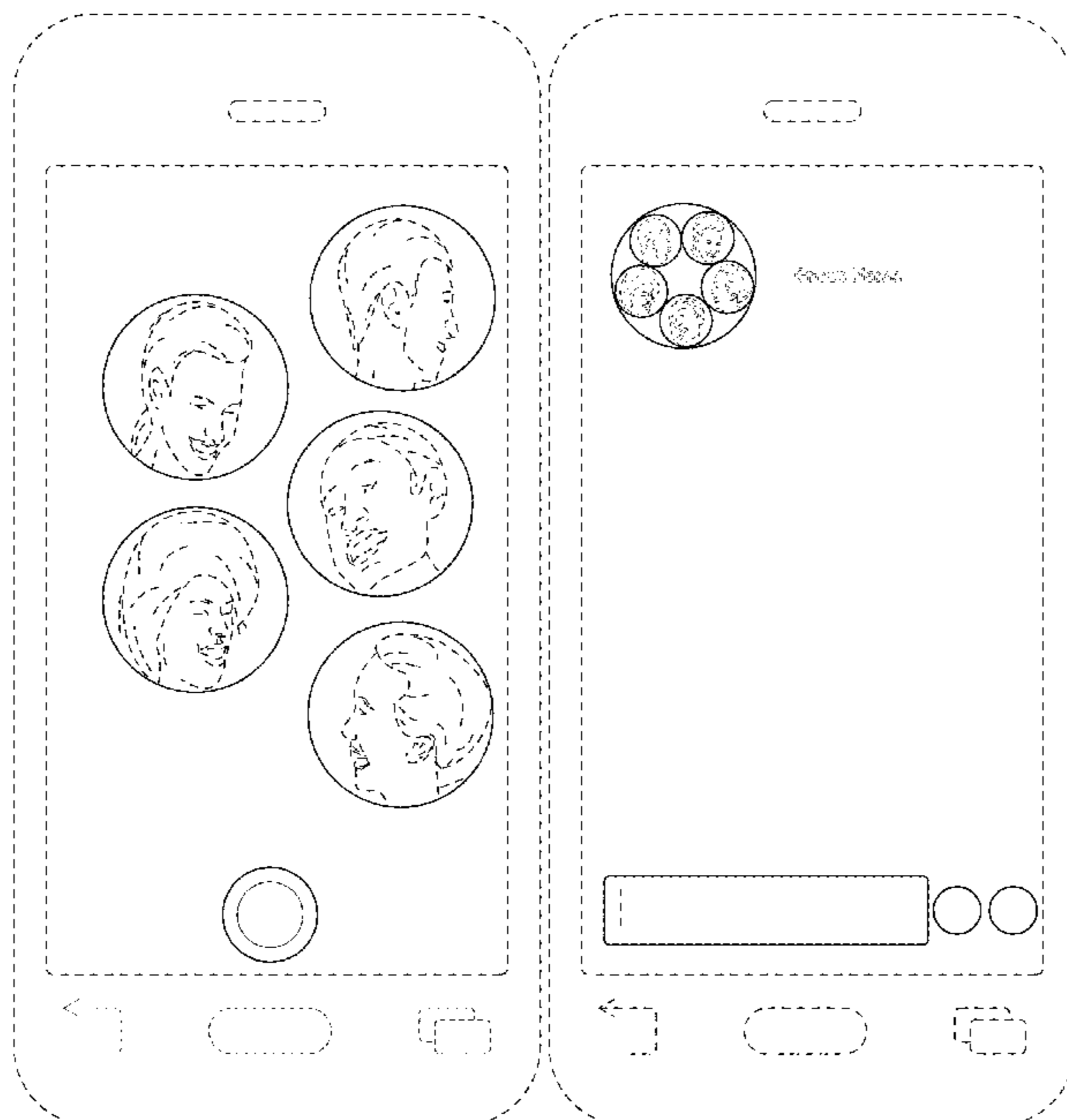
FIG. 5 is a front view of a fifth image thereof; and,

FIG. 6 is a front view of a sixth image thereof.

The broken lines showing the device and the rectangular display screen form no part of the claimed design. Each of the broken lines inside the rectangle show portions of the graphical user interface and form no part of the claimed design.

The appearance of the transitional image sequentially transitions between images shown in FIGS. 1 through 6. The process or period in which one image transitions to another image forms no part of the claimed design.

1 Claim, 6 Drawing Sheets



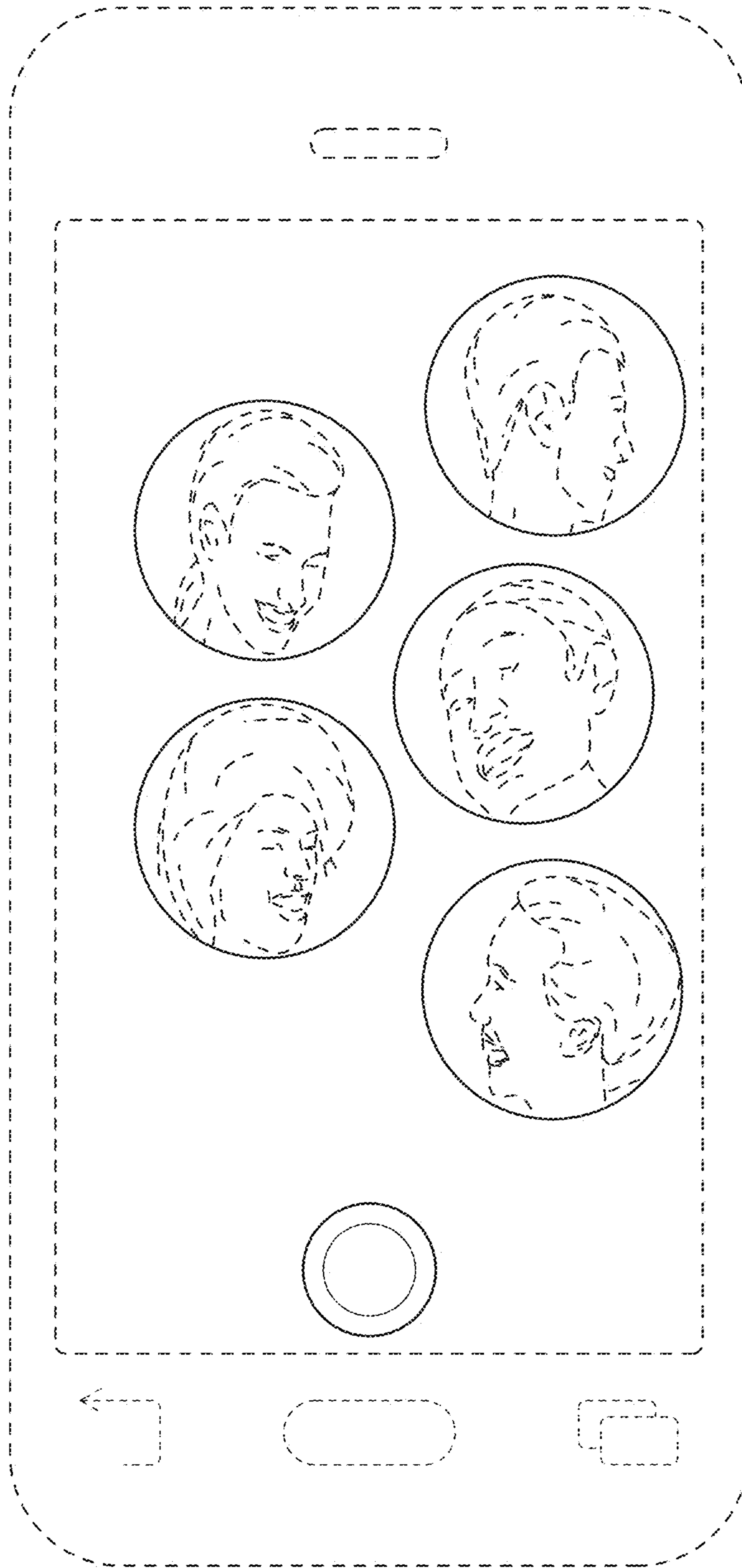


FIG. 1

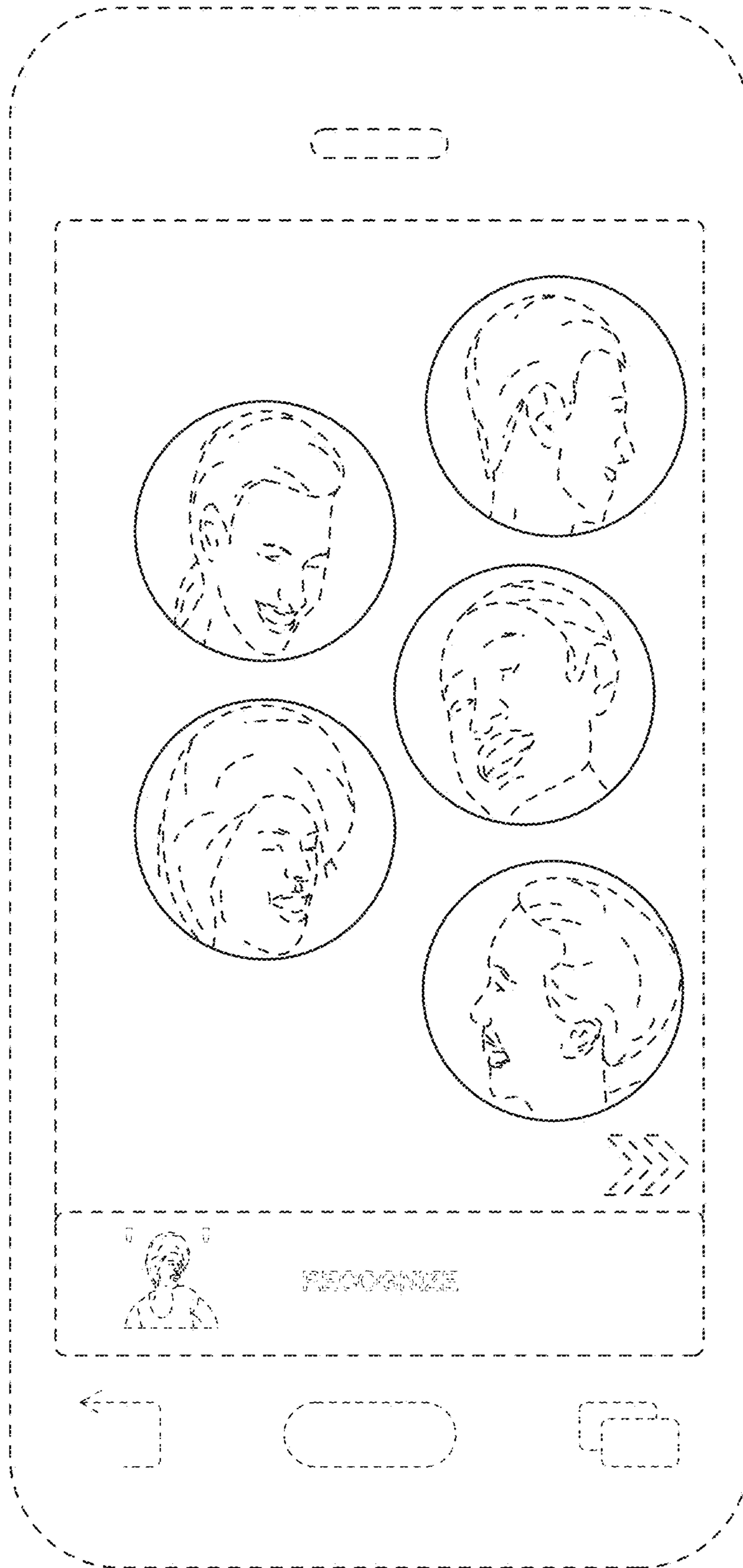


FIG. 2

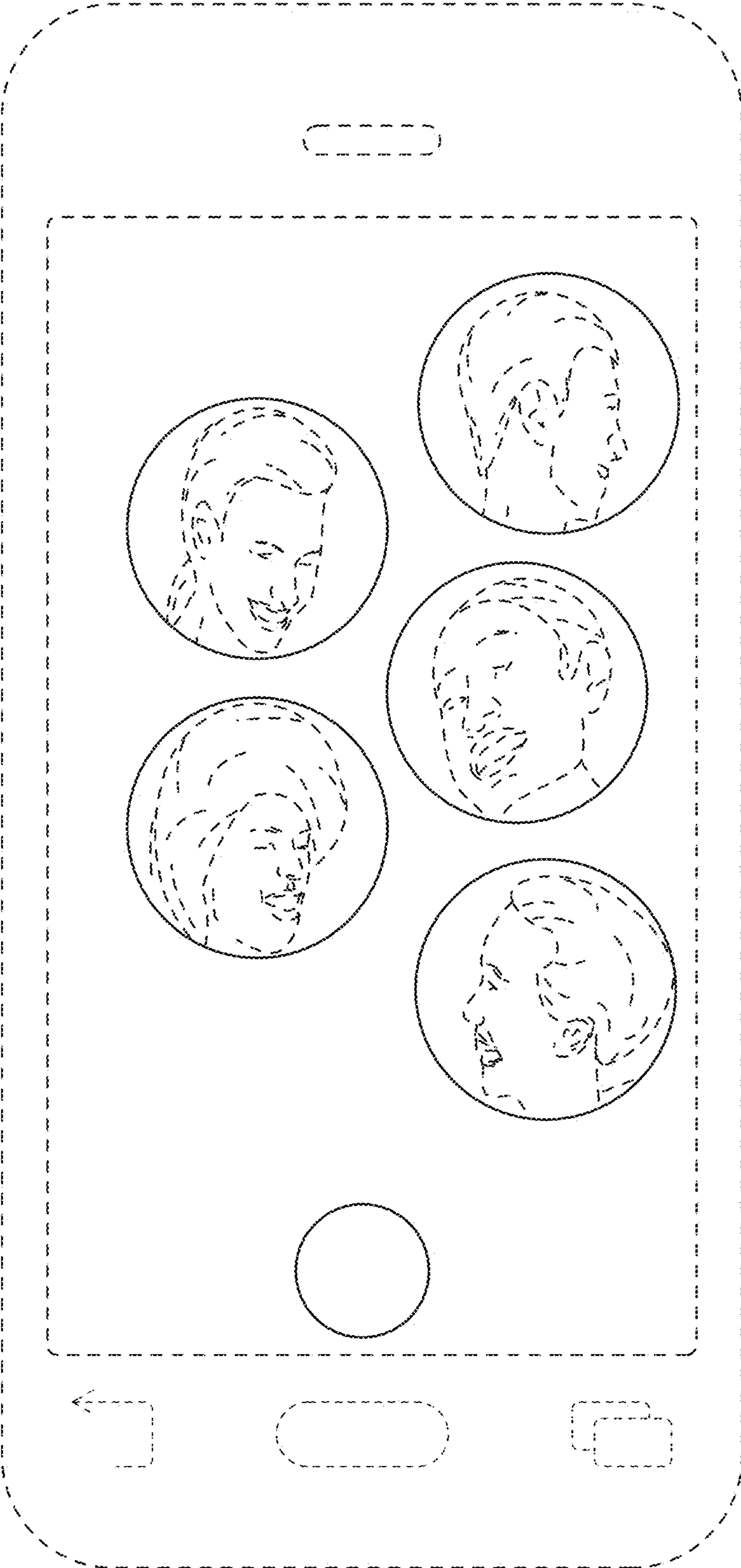


FIG. 3

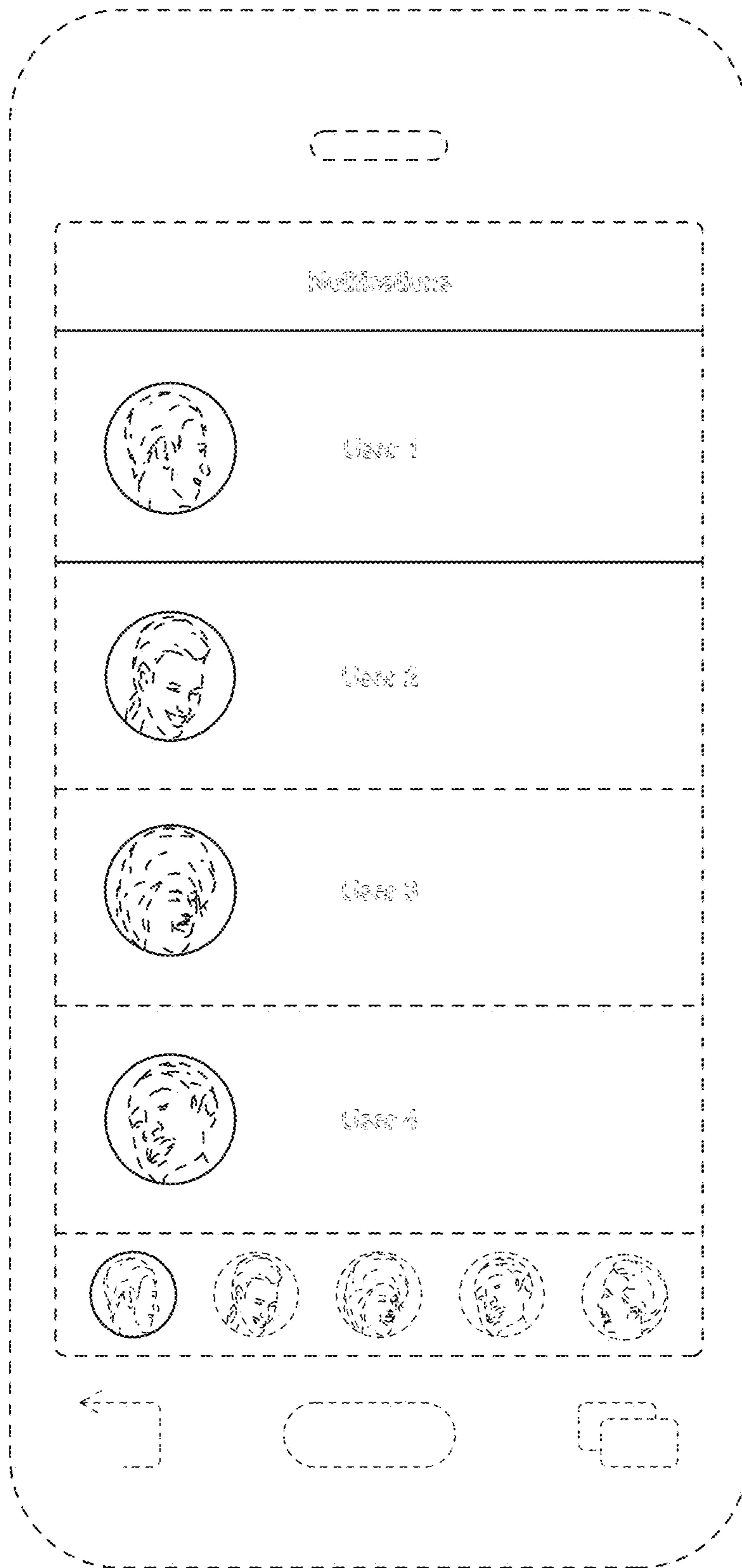


FIG. 4




FIG. 5




FIG. 6