



US00D903647S

(12) **United States Design Patent** (10) **Patent No.:** **US D903,647 S**
Lin (45) **Date of Patent:** **** Dec. 1, 2020**

(54) **PHONE CASE**

(71) Applicant: **Qi Lin**, Shenzhen (CN)

(72) Inventor: **Qi Lin**, Shenzhen (CN)

(**) Term: **15 Years**

(21) Appl. No.: **29/691,595**

(22) Filed: **May 17, 2019**

(51) **LOC (12) Cl.** **14-03**

(52) **U.S. Cl.**
USPC **D14/250**

(58) **Field of Classification Search**
USPC D14/217, 238.1, 240, 248, 250, 251–253,
D14/439, 440, 447; D13/107–108, 103,
D13/119; D3/201, 269, 273, 301, 218,
D3/247, 303
CPC H04B 1/3888; H04M 1/0283; H04M
1/0202; A45C 1/06; A45C 11/00; A45C
13/02; A45C 2011/002; A45F 2005/026;
A45F 2200/0525; A45F 2200/0516
See application file for complete search history.

(56) **References Cited**

U.S. PATENT DOCUMENTS

D721,360 S *	1/2015	Laffon de Mazieres	D14/250
D723,531 S *	3/2015	Katzke	D14/250
D772,854 S *	11/2016	Igarashi	D14/250
D860,185 S *	9/2019	Kim	D14/250
D860,983 S *	9/2019	Kim	D14/250
D870,091 S *	12/2019	Chen	D14/250
10,542,803 B2 *	1/2020	Roberts	A45C 11/00
D877,132 S *	3/2020	Yang	D14/250
D878,345 S *	3/2020	Kim	D14/250
D883,917 S *	5/2020	Chen	D13/103
D884,690 S *	5/2020	Kim	D14/250
D891,417 S *	7/2020	Pasternak	D14/250
2020/0076937 A1 *	3/2020	Ackerman	H04M 1/185

OTHER PUBLICATIONS

“Humixx Shockproof Series iPhone 11 Pro Case Cover [. . .]” [online]. Humixx. [Date first available on on Jul. 1, 2019]. Retrieved from the Internet: <<https://www.amazon.com/Humixx-Shockproof-iPhone-Pro-Translucent/dp/B07TS4NZT7>>.*

“OTOFLY iPhone 11 Pro Case,Ultra Slim Fit iPhone Case Liquid Silicone Gel Cover [. . .]” [online]. OTOFLY. [Date first available on on Sep. 10, 2019]. Retrieved from the Internet: <<https://www.amazon.com/OTOFLY-Protection-Anti-Scratch-Shockproof-Fluorescent/dp/B07Z5WRC8C>>.*

* cited by examiner

Primary Examiner — Khawaja Anwar

Assistant Examiner — Mojtaba Tehrani

(74) *Attorney, Agent, or Firm* — KA Filing LLC; Cynthia W. Flanigan

(57) **CLAIM**

I claim the ornamental design for a phone case, as shown and described.

DESCRIPTION

FIG. 1 is a Perspective view of a phone case showing my new design;

FIG. 2 is other Perspective view of the phone case as shown in FIG. 1;

FIG. 3 is a Top view of the phone case as shown in FIG. 1;

FIG. 4 is a Bottom view of the phone case as shown in FIG. 1;

FIG. 5 is a Left-side view of the phone case as shown in FIG. 1;

FIG. 6 is a Right-side view of the phone case as shown in FIG. 1;

FIG. 7 is a Back view of the phone case as shown in FIG. 1; and,

FIG. 8 is a Front view of the phone case as shown in FIG. 1.

1 Claim, 7 Drawing Sheets

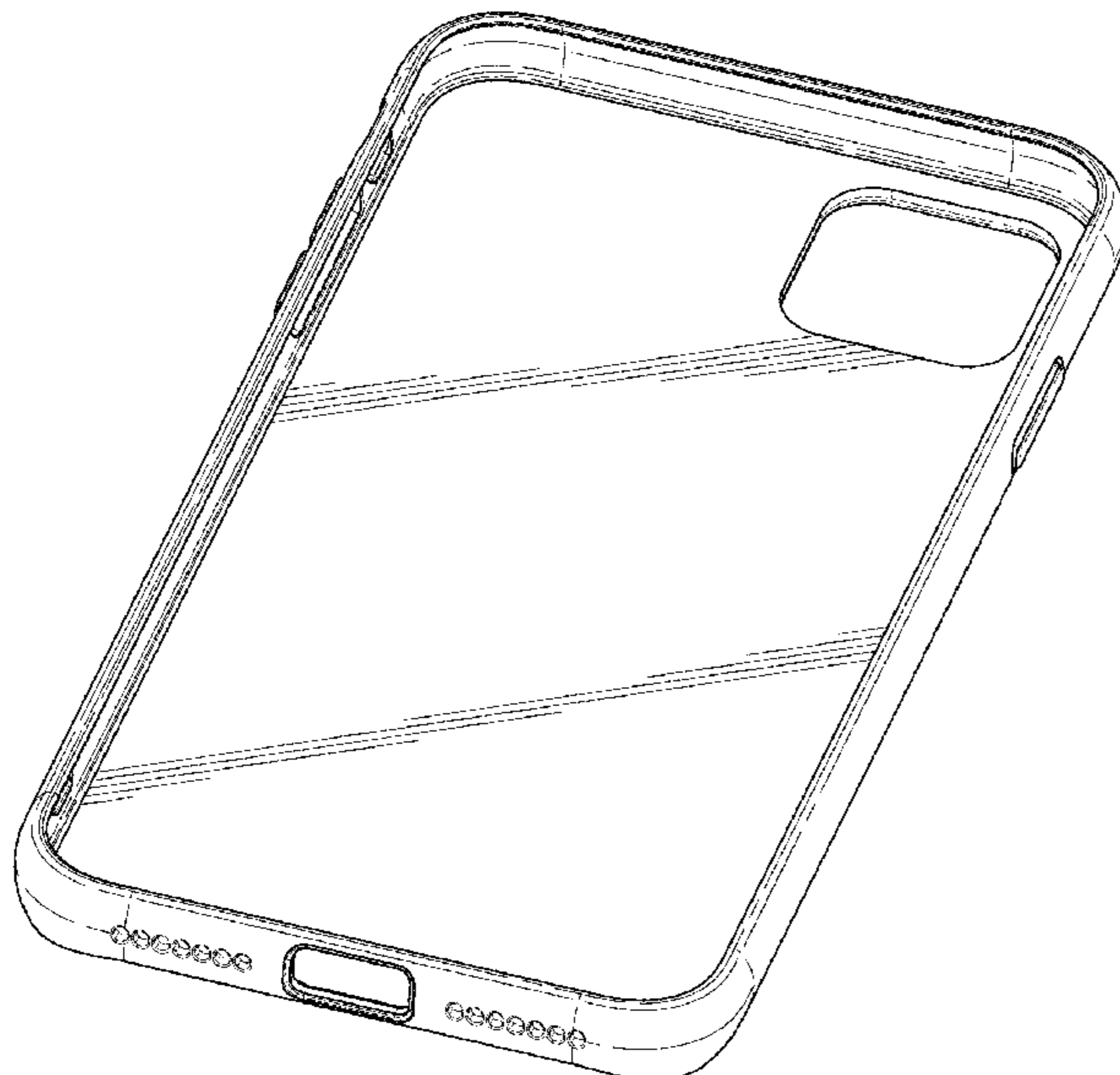




FIG. 1



FIG. 2

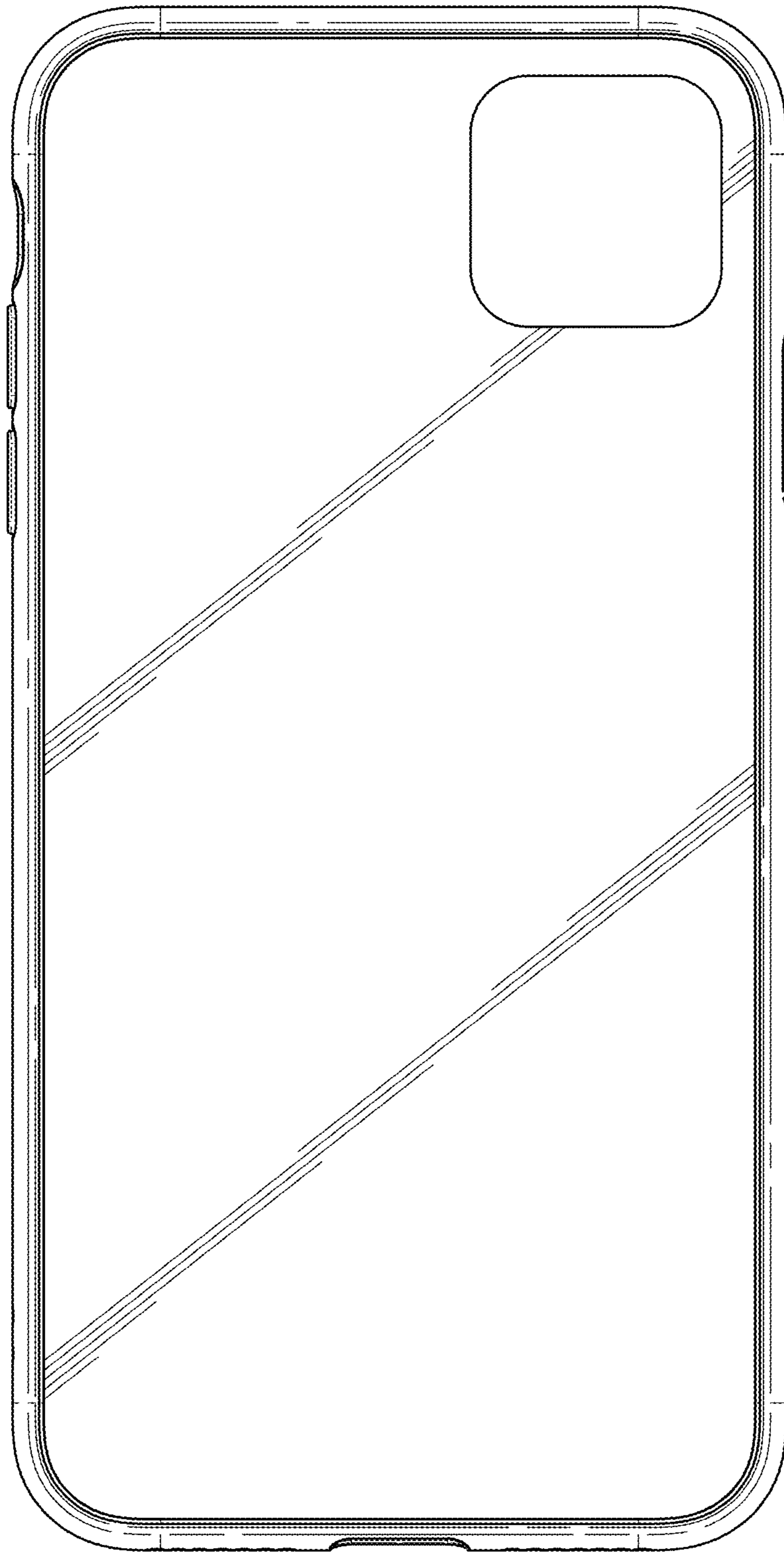


FIG. 3

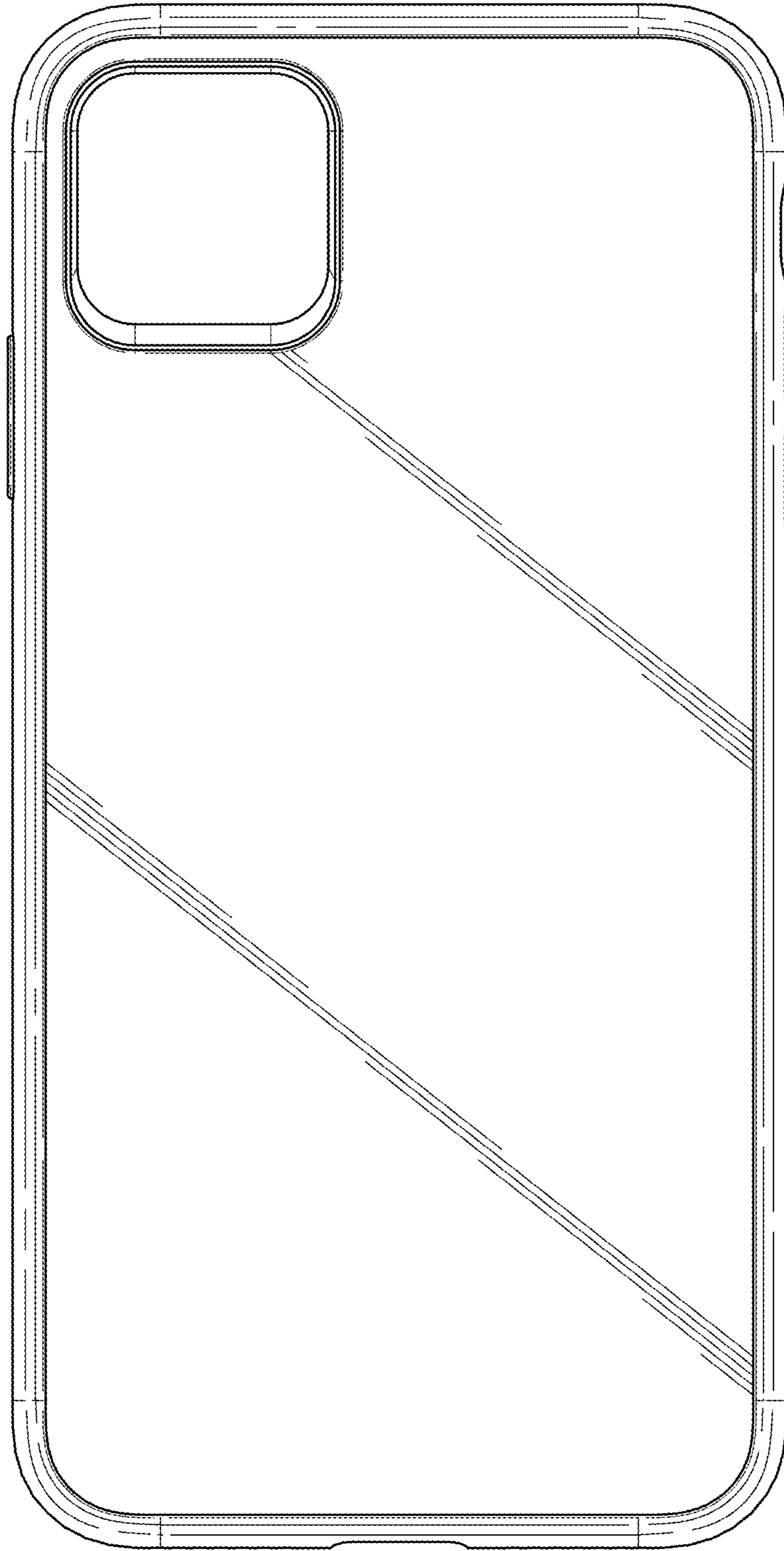


FIG. 4




FIG. 5




FIG. 6

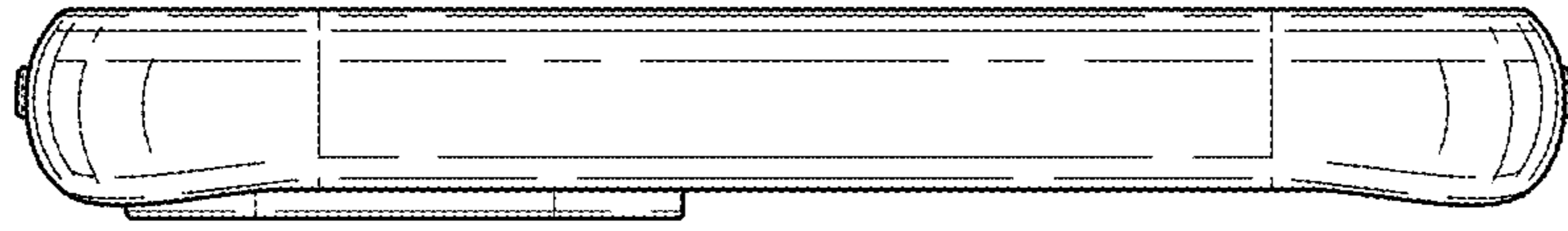


FIG. 7

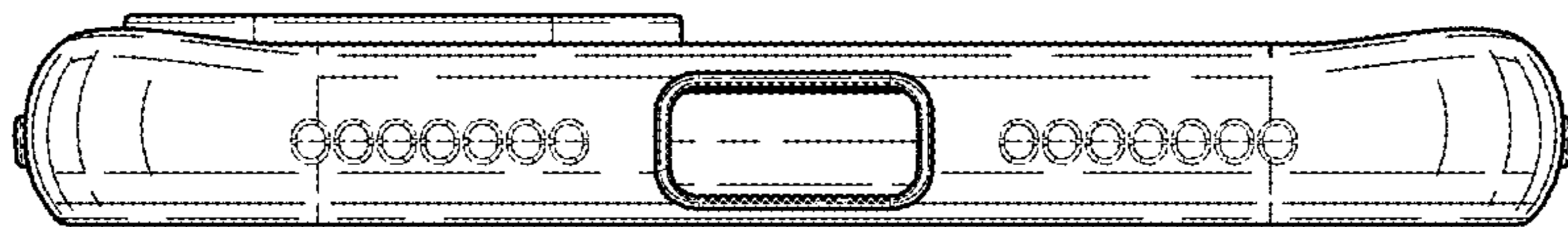


FIG. 8