



US00D903632S

(12) **United States Design Patent**
Chen et al.

(10) **Patent No.:** **US D903,632 S**
(45) **Date of Patent:** **** Dec. 1, 2020**

(54) **EARPHONE**

(71) Applicant: **SHENZHEN AUSOUNDS INTELLIGENT CO., LTD.**, Shenzhen (CN)

(72) Inventors: **Aimin Chen**, Shenzhen (CN); **Jiaxu Huang**, Shenzhen (CN)

(73) Assignee: **SHENZHEN AUSOUNDS INTELLIGENT CO., LTD.**, Shenzhen (CN)

(**) Term: **15 Years**

(21) Appl. No.: **29/699,413**

(22) Filed: **Jul. 25, 2019**

(30) **Foreign Application Priority Data**

May 29, 2019 (CN) 2019 3 0271657

(51) **LOC (12) Cl.** **14-01**

(52) **U.S. Cl.**
USPC **D14/205**

(58) **Field of Classification Search**
USPC D14/205, 223; 381/380, 381; 455/90.3, 455/575.1, 569.1
CPC H04R 25/00; H04R 1/10; H04R 1/1016; H04R 1/1066; H04R 5/033; H04R 5/0335; H04R 1/1033; H04R 1/105; H04R 1/1083; H04R 1/1058
See application file for complete search history.

(56) **References Cited**

U.S. PATENT DOCUMENTS

- 6,010,216 A * 1/2000 Jesiek H04B 1/385 351/158
- 6,091,832 A * 7/2000 Shurman G02C 11/06 2/422
- D543,968 S * 6/2007 Wong D14/205

- D543,972 S * 6/2007 Taylor D14/223
- D593,067 S * 5/2009 Millora D14/205
- D617,308 S * 6/2010 Nousiainen D14/205
- 8,103,040 B2 * 1/2012 Pelland H04R 1/26 381/381
- 8,433,082 B2 * 4/2013 Abolfathi H04R 17/005 381/151
- D691,580 S * 10/2013 Cho D14/205
- D703,634 S * 4/2014 Han H04R 1/1016 D14/205
- D716,759 S * 11/2014 Ha D14/205
- D717,767 S * 11/2014 Mistry D14/206
- D721,673 S * 1/2015 Park D14/205
- D730,867 S * 6/2015 Park D14/205

(Continued)

FOREIGN PATENT DOCUMENTS

- CN 305920647 * 7/2020
- CN 305938589 * 7/2020
- CN 306026429 * 9/2020

Primary Examiner — Paula Allen Greene

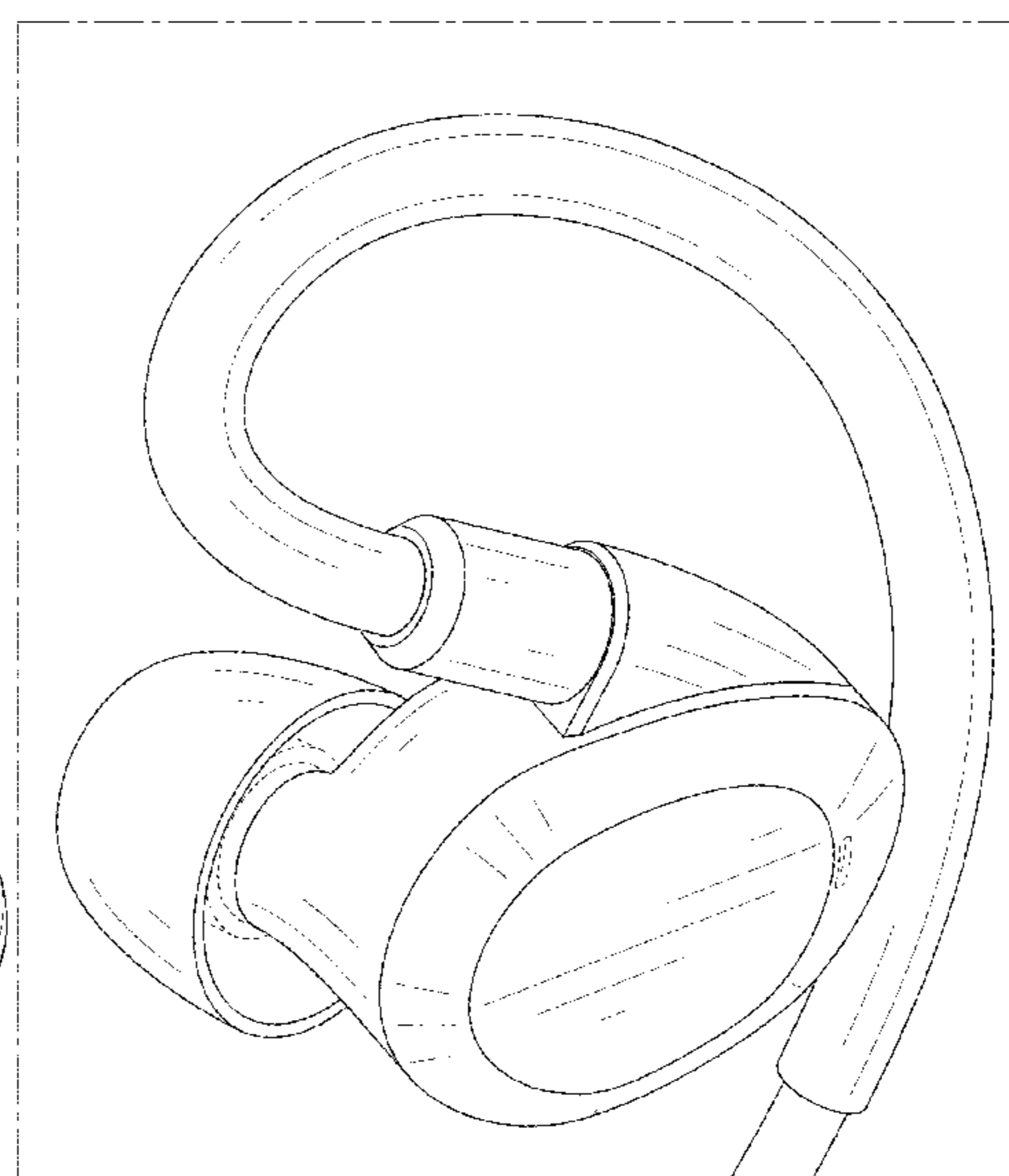
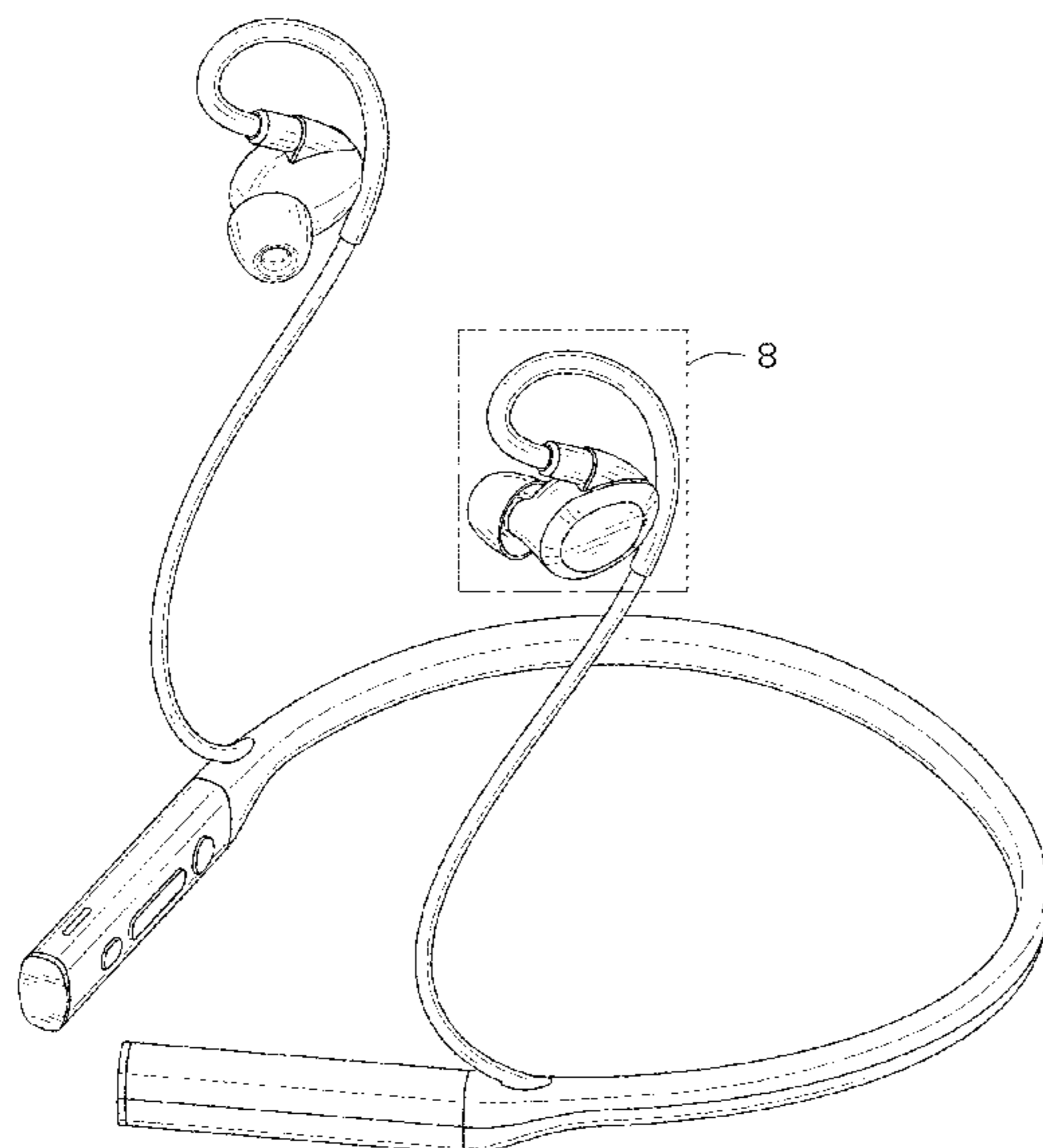
(57) **CLAIM**

The ornamental design for an earphone, as shown and described.

DESCRIPTION

FIG. 1 is a front elevational view of an earphone showing our new design;
 FIG. 2 is a rear elevational view thereof;
 FIG. 3 is a left side view thereof;
 FIG. 4 is a right side view thereof;
 FIG. 5 is a top plan view thereof;
 FIG. 6 is a bottom plan view thereof;
 FIG. 7 is a top, front and right side perspective view thereof; and,
 FIG. 8 is an enlarged view of portion 8 in FIG. 7.
 The evenly spaced broken lines in the drawings illustrate portions of the earphone that forms no part of the claimed design.

1 Claim, 8 Drawing Sheets



(56)

References Cited

U.S. PATENT DOCUMENTS

D743,933 S * 11/2015 Park D14/205
 D753,626 S * 4/2016 Tran D14/205
 D756,958 S * 5/2016 Lee D14/205
 D756,959 S * 5/2016 Lee D14/205
 D762,617 S * 8/2016 Park D14/205
 D766,869 S * 9/2016 Lee D14/205
 D771,587 S * 11/2016 Iwane D14/205
 D777,136 S * 1/2017 Erbeus D14/205
 D777,137 S * 1/2017 Erbeus D14/205
 D806,053 S * 12/2017 Lee D14/205
 D810,719 S * 2/2018 Nagamine D14/205
 D823,827 S * 7/2018 Pourriot D14/205
 D830,341 S * 10/2018 Yokozeki D14/210
 D830,994 S * 10/2018 Lee D14/205
 D832,817 S * 11/2018 Park D14/205
 D833,997 S * 11/2018 Ando D14/205
 D833,998 S * 11/2018 Park D14/205
 D835,065 S * 12/2018 Park D14/205
 D837,184 S * 1/2019 Zhu D14/205
 D842,838 S * 3/2019 Li D14/205
 D845,270 S * 4/2019 Weber D14/205

D853,987 S * 7/2019 Kelley D14/205
 D858,480 S * 9/2019 Weber D14/205
 D860,164 S * 9/2019 Lin D14/205
 D869,435 S * 12/2019 Sanhua D14/205
 D870,067 S * 12/2019 Hu D14/205
 D873,790 S * 1/2020 Shin D14/205
 D876,390 S * 2/2020 Kim D14/205
 D876,391 S * 2/2020 Kim D14/205
 D882,545 S * 4/2020 Li D14/205
 D885,370 S * 5/2020 Hu D14/223
 D890,121 S * 7/2020 Tsubone D14/205
 D890,126 S * 7/2020 Lee D14/205
 D892,763 S * 8/2020 Huang D14/205
 D896,200 S * 9/2020 Ott D14/205
 D896,205 S * 9/2020 Zhang D14/223
 D896,781 S * 9/2020 Reimann D14/205
 2014/0119555 A1 * 5/2014 Lu H04R 25/554
 381/74
 2016/0050487 A1 * 2/2016 Kim G06F 3/016
 381/74
 2017/0070801 A1 * 3/2017 Nguyen H04R 5/0335
 2019/0042565 A1 * 2/2019 Choi G10L 25/69
 2019/0098397 A1 * 3/2019 Orron H04R 1/105
 2019/0313177 A1 * 10/2019 Shiang H04R 1/1025

* cited by examiner

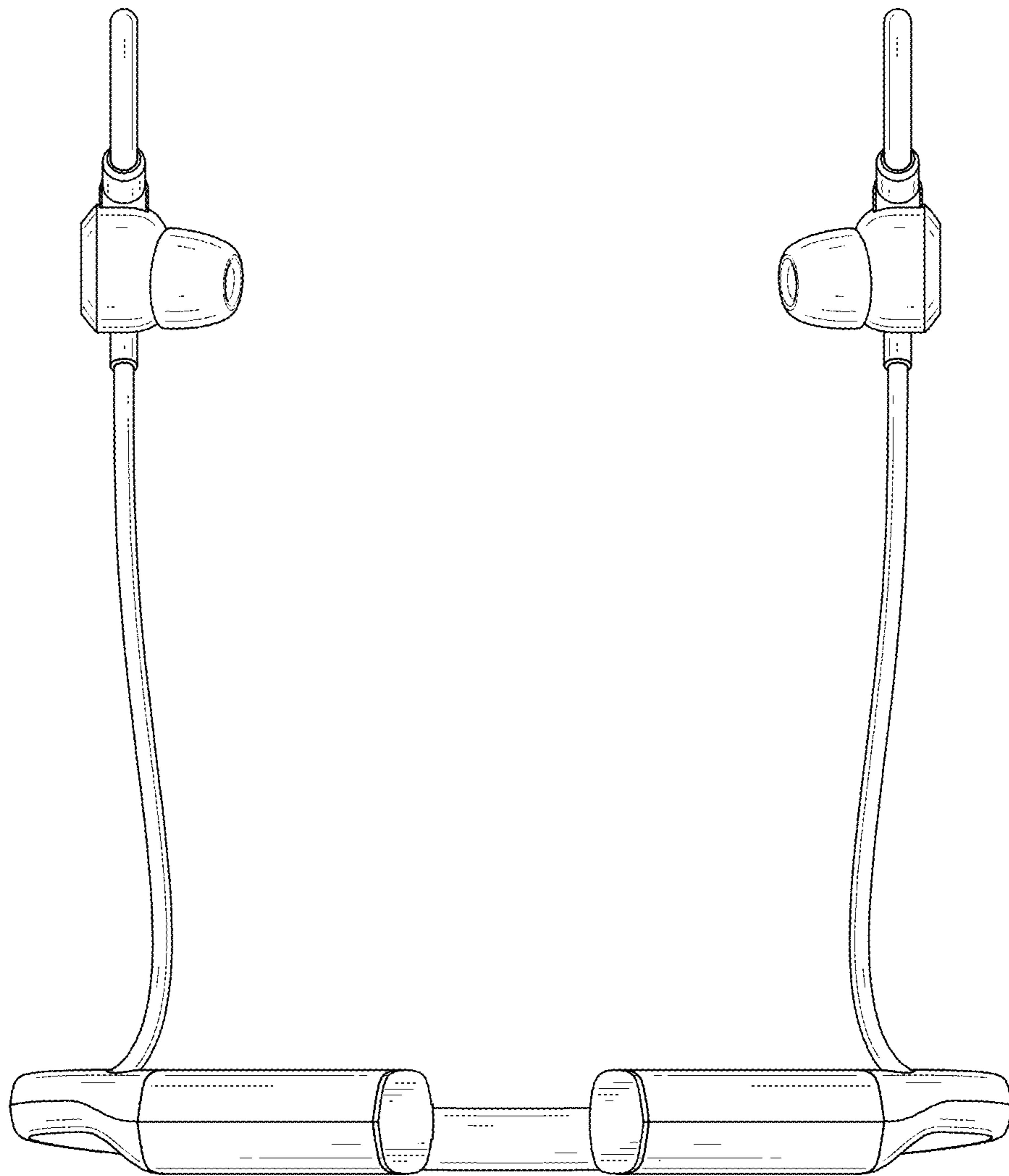


FIG. 1

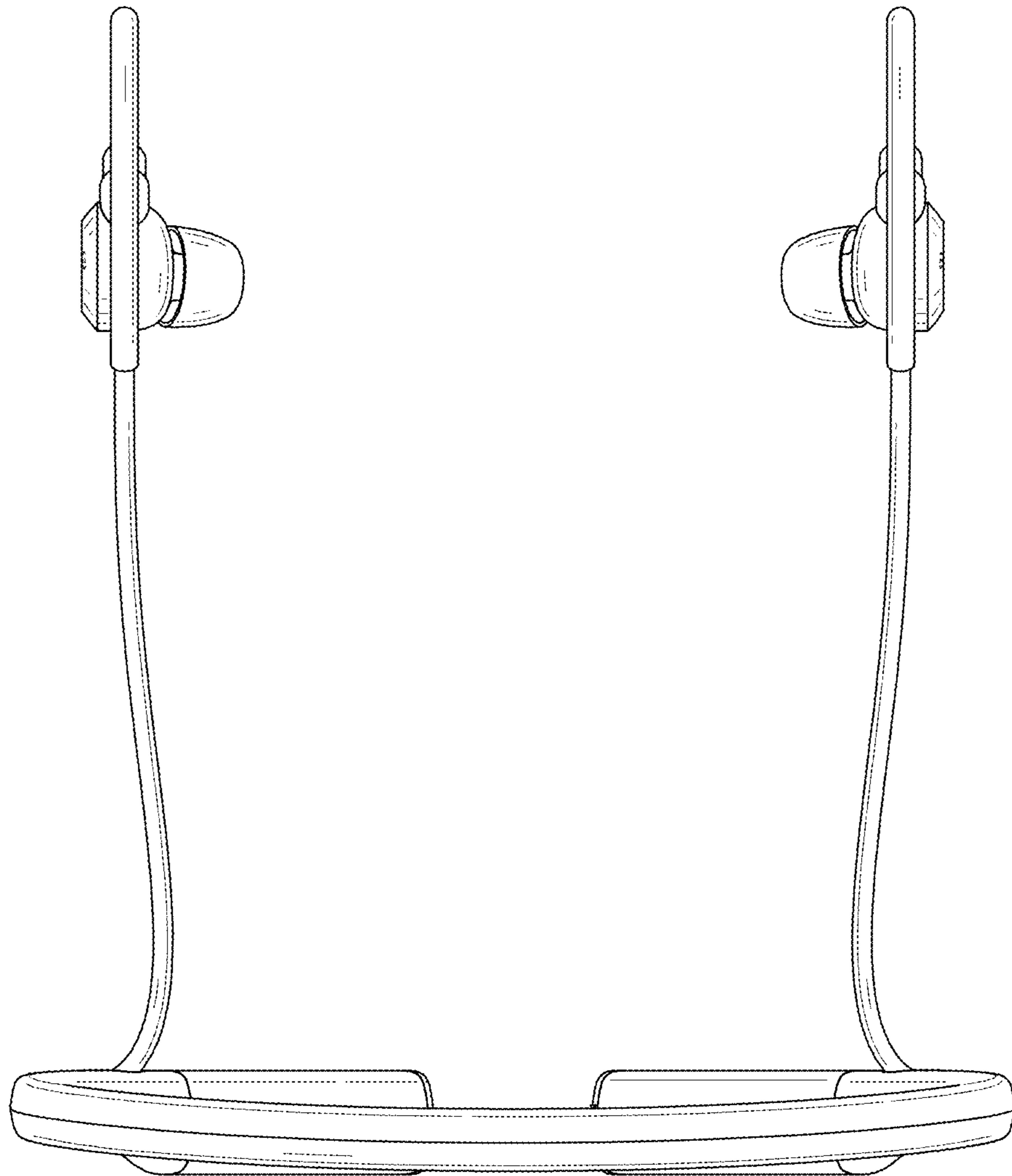


FIG. 2

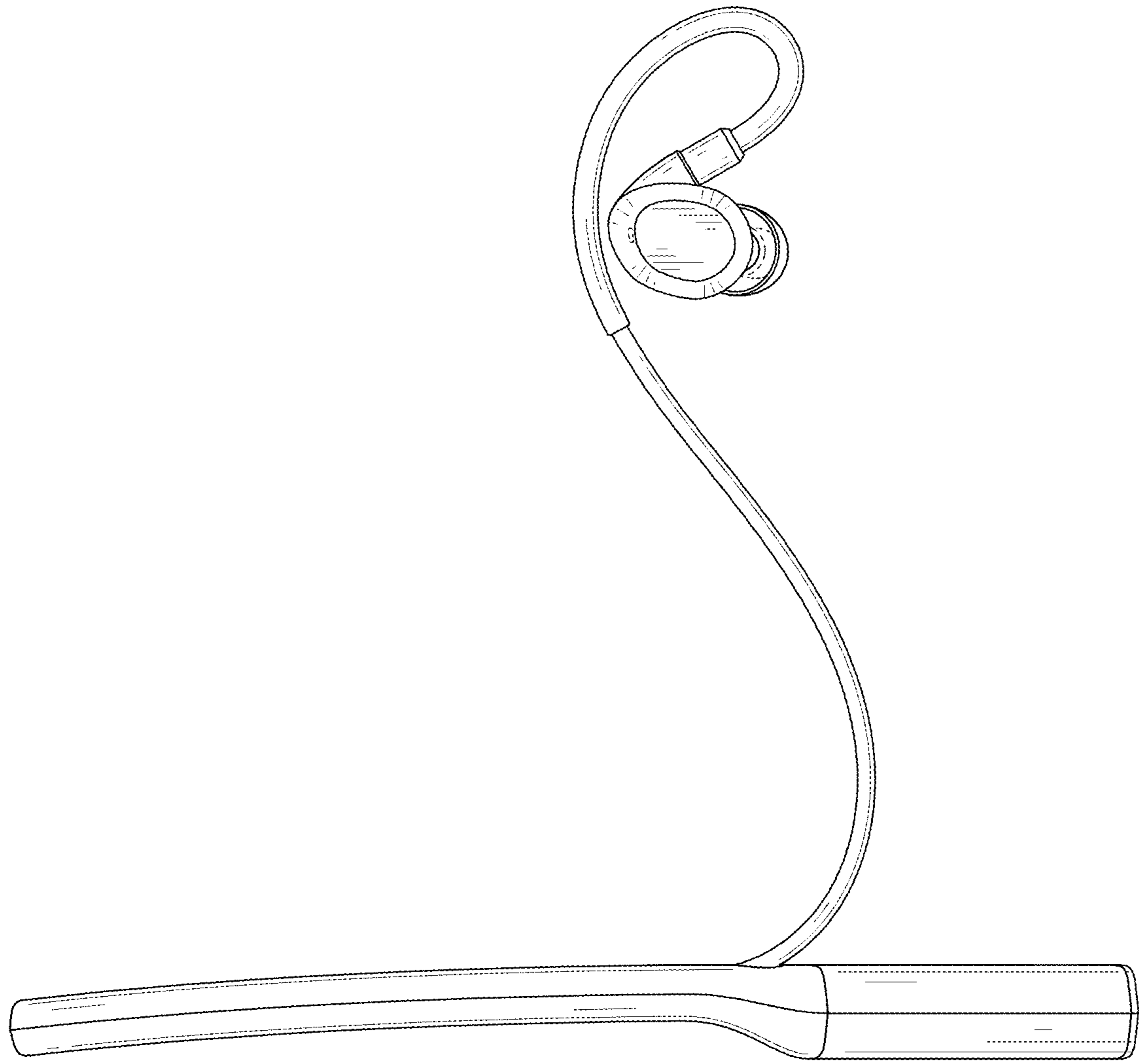


FIG. 3

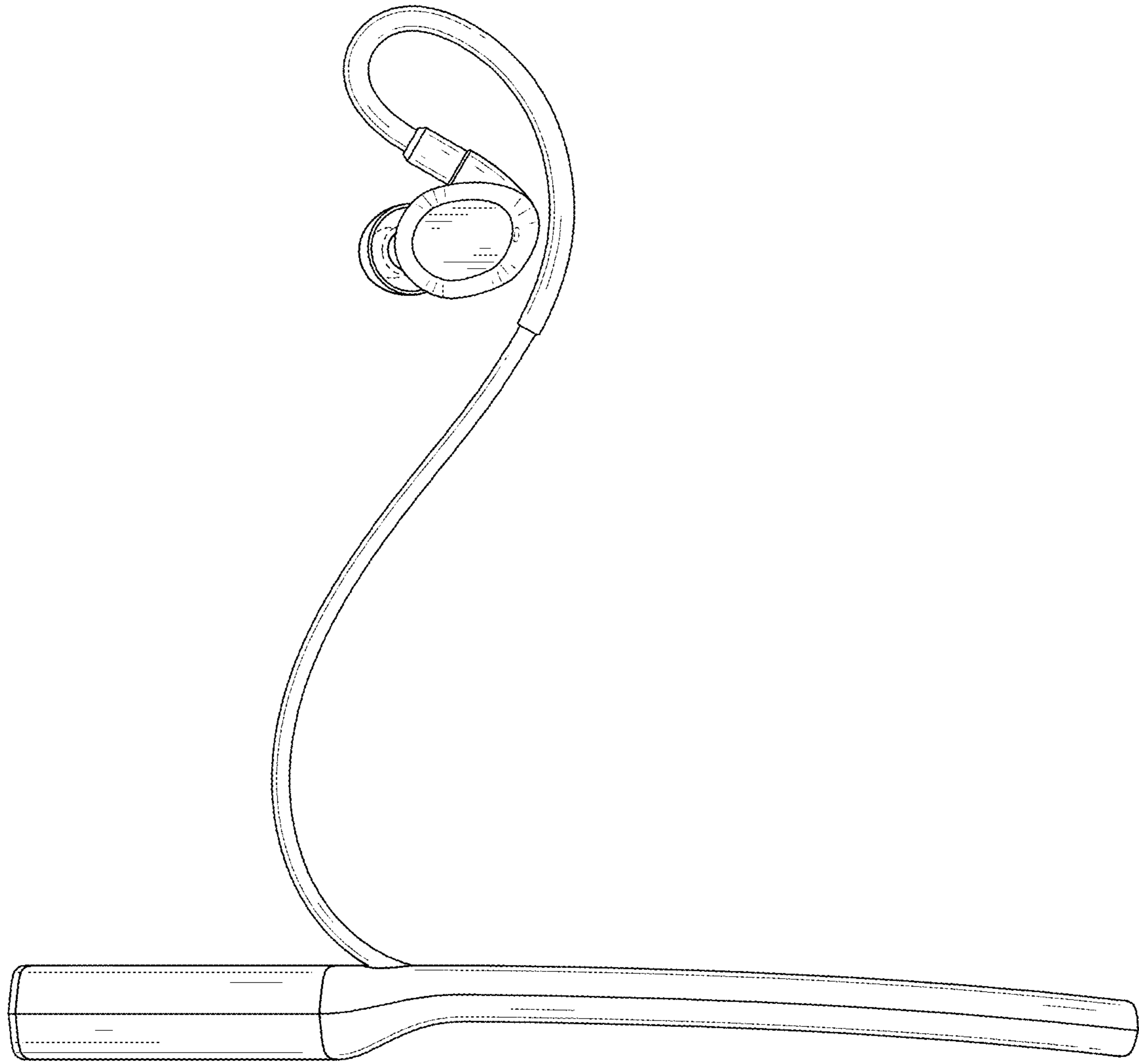


FIG. 4

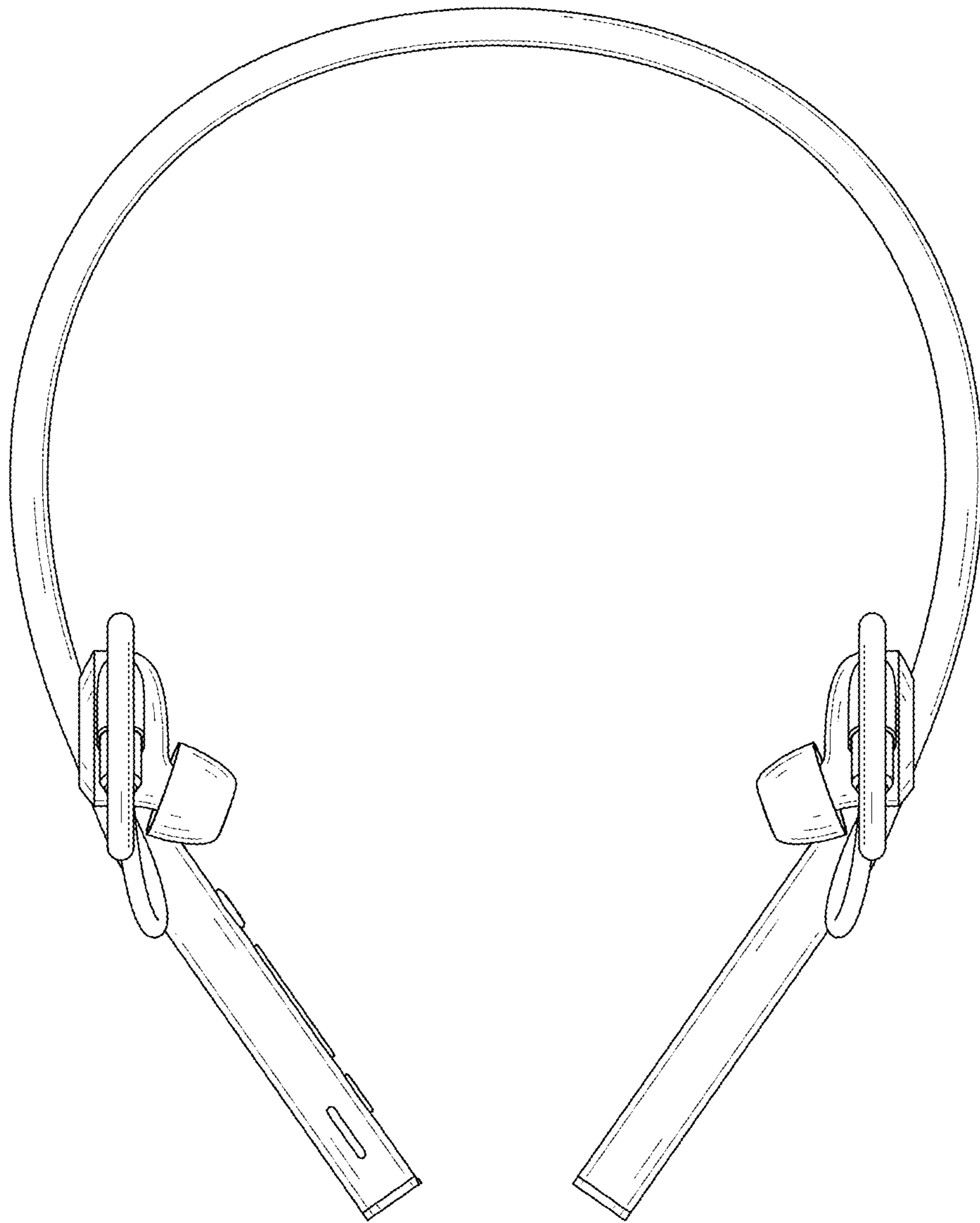


FIG. 5

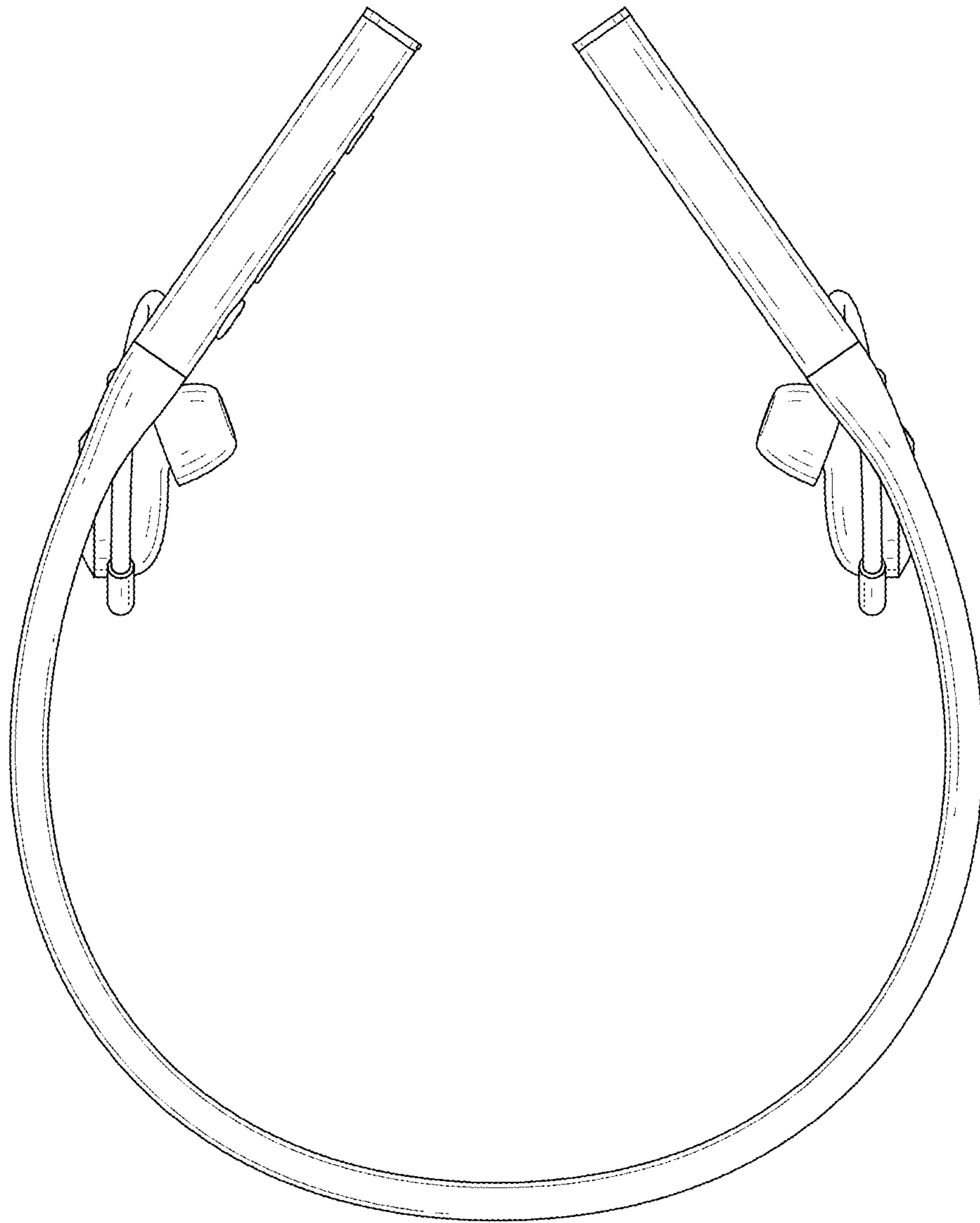


FIG. 6

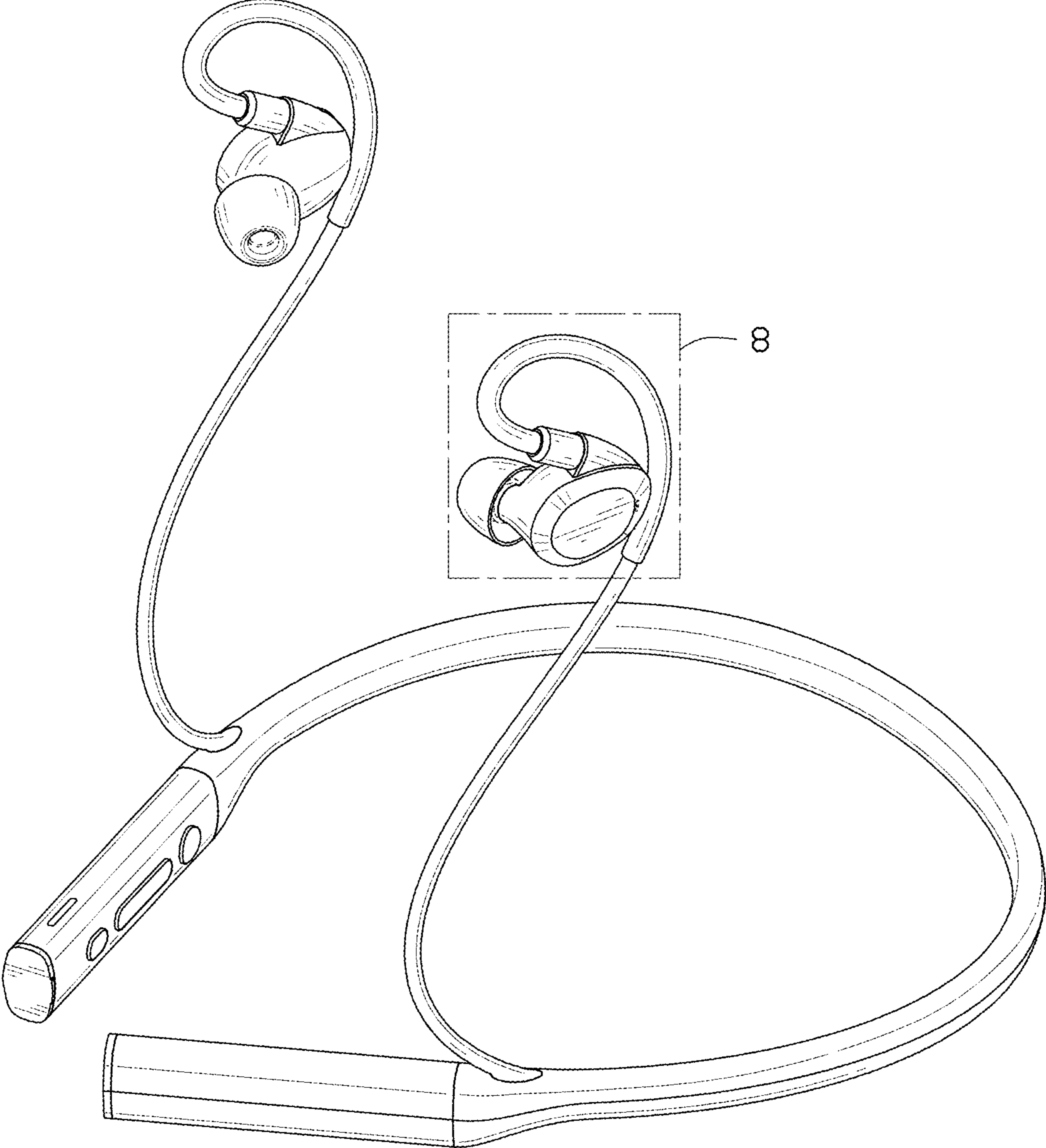


FIG. 7

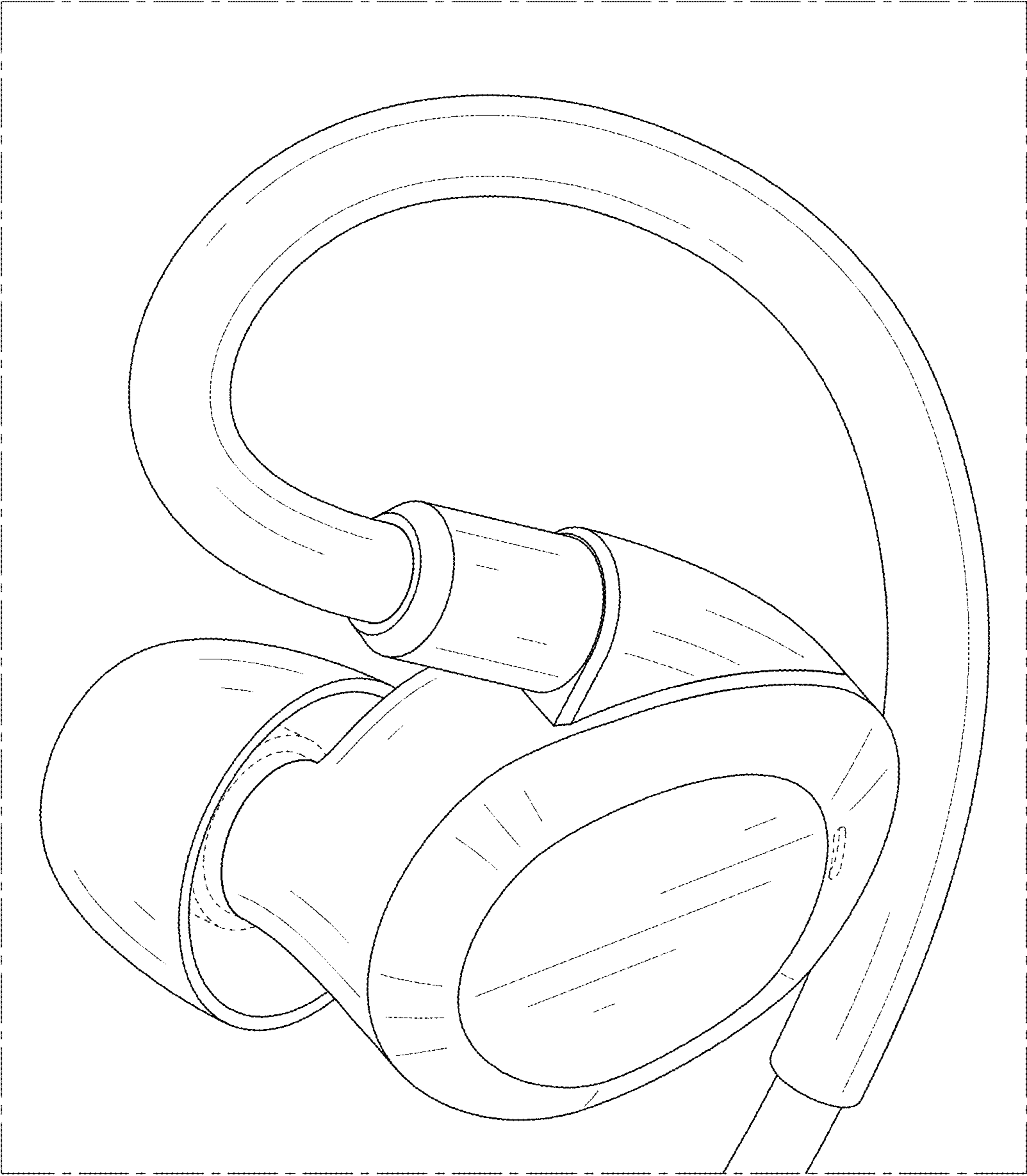


FIG. 8