



US00D903590S

(12) **United States Design Patent**  
**McPherson et al.**

(10) **Patent No.:** **US D903,590 S**  
(45) **Date of Patent:** **\*\* Dec. 1, 2020**

(54) **POWER MODULE**

FOREIGN PATENT DOCUMENTS

(71) Applicant: **Cree Fayetteville, Inc.**, Fayetteville, AR (US)

EP 2916349 A1 9/2015  
EP 3100301 B1 11/2019

(Continued)

(72) Inventors: **Brice McPherson**, Fayetteville, AR (US); **Alexander Lostetter**, Fayetteville, AR (US)

OTHER PUBLICATIONS

International Preliminary Report on Patentability and Written Opinion issued in PCT/US2018/013474, dated Jul. 25, 2019.

(Continued)

(73) Assignee: **Cree Fayetteville, Inc.**, Fayetteville, AR (US)

(\*\*) Term: **15 Years**

*Primary Examiner* — Selina Sikder

(74) *Attorney, Agent, or Firm* — BakerHostetler

(21) Appl. No.: **29/663,172**

(57) **CLAIM**

(22) Filed: **Sep. 12, 2018**

We claim the ornamental design for a power module, as shown and described.

(51) **LOC (12) Cl.** ..... **13-03**

(52) **U.S. Cl.**  
USPC ..... **D13/110**

**DESCRIPTION**

(58) **Field of Classification Search**  
USPC ..... D13/110, 123, 124, 158, 162, 184  
CPC ..... H03K 3/57; H03K 17/305; H05K 5/00; H05K 5/0069; H05K 5/0247; H05K 9/0037; H05K 7/1432; H03F 3/72; H03F 3/181; H03F 3/189; H01L 2223/6644; H02M 7/003

See application file for complete search history.

FIG. 1 is a right front side perspective view of the power module;  
FIG. 2 is a top side view of the power module shown in FIG. 1;  
FIG. 3 is a bottom side view of the power module shown in FIG. 1;  
FIG. 4 is a right side view of the power module shown in FIG. 1;  
FIG. 5 is a left side view of the power module shown in FIG. 1;  
FIG. 6 is a front side view of the power module shown in FIG. 1; and,  
FIG. 7 is a back side view of the power module shown in FIG. 1.

(56) **References Cited**

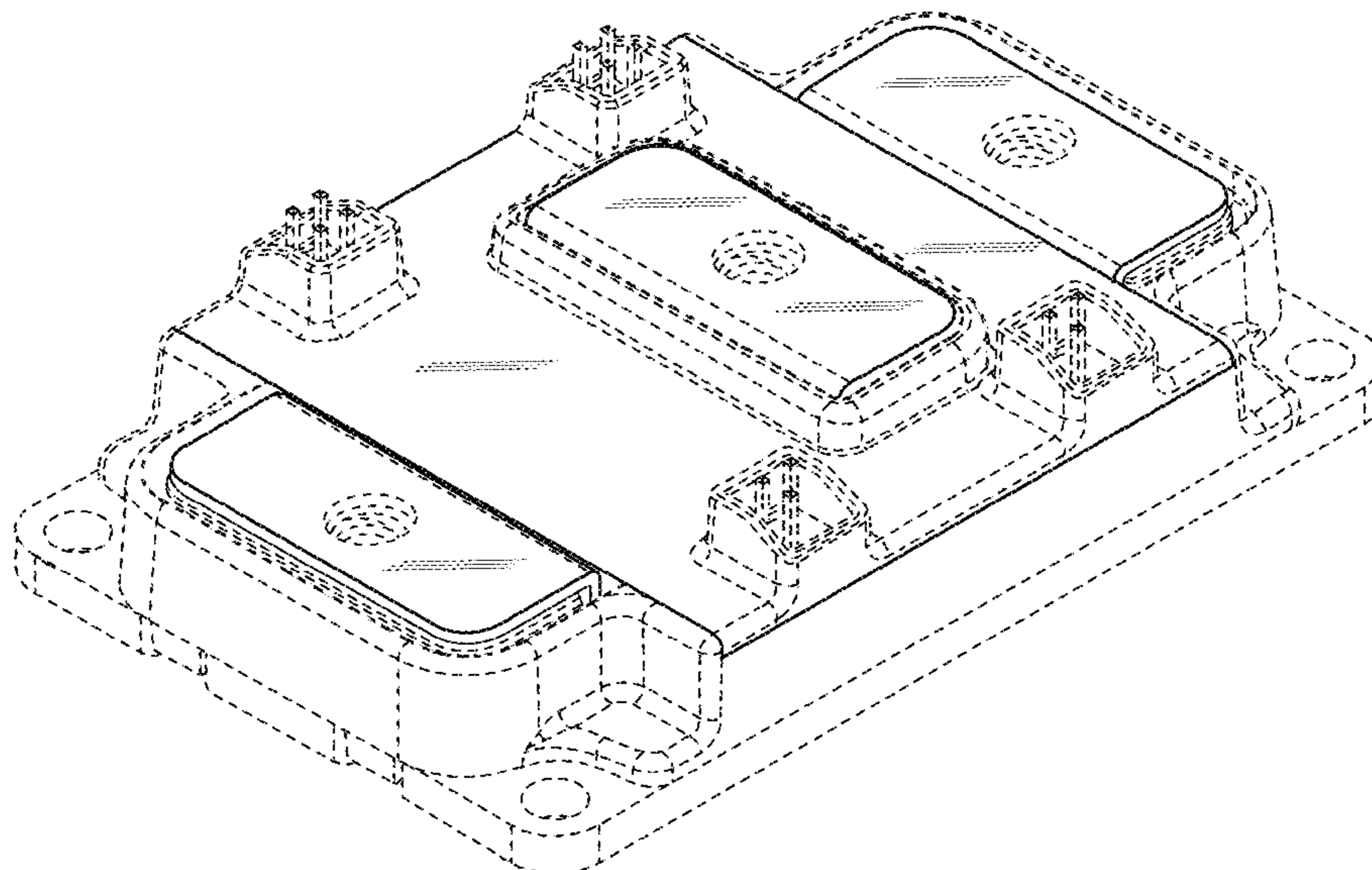
U.S. PATENT DOCUMENTS

9,426,883 B2 \* 8/2016 McPherson ..... H05K 5/0091  
10,020,237 B2 7/2018 Hoehn et al.  
10,080,301 B2 \* 9/2018 Passmore ..... H01L 25/00  
10,448,524 B2 \* 10/2019 Cole ..... H01L 29/1608  
2008/0142948 A1 \* 6/2008 Matsumoto ..... H01R 4/04  
257/690  
2009/0309524 A1 12/2009 Rider et al.  
2011/0273861 A1 \* 11/2011 Matsumoto ..... H01L 23/04  
361/820

In the drawings, the claimed design is defined by the shaded surfaces; broken lines immediately adjacent shaded surfaces represent boundaries of the claim and form no part thereof; all other broken lines depict unclaimed environmental subject matter and form no part of the claim.

(Continued)

**1 Claim, 7 Drawing Sheets**



(56)

References Cited

U.S. PATENT DOCUMENTS

2012/0001227 A1\* 1/2012 Takahashi ..... H02M 7/003  
257/140  
2012/0256194 A1 10/2012 Yoshihara et al.  
2013/0063067 A1\* 3/2013 Tanaka ..... H01L 25/07  
318/494  
2013/0105961 A1 5/2013 Jones et al.  
2013/0134572 A1\* 5/2013 Lenniger ..... H01L 23/367  
257/690  
2014/0198475 A1 7/2014 Menzies et al.  
2014/0346659 A1\* 11/2014 Nakamura ..... H02M 7/003  
257/704  
2014/0376184 A1\* 12/2014 Gohara ..... H05K 7/20254  
361/689  
2015/0070852 A1 3/2015 Kawano et al.  
2015/0124409 A1 5/2015 Kawano et al.  
2015/0137871 A1 5/2015 Takano  
2015/0222201 A1\* 8/2015 Nakashima ..... H02M 7/487  
363/131  
2015/0270786 A1\* 9/2015 Chen ..... H02M 7/537  
363/131  
2015/0373836 A1\* 12/2015 Masutani ..... H01L 23/367  
361/783  
2016/0120063 A1\* 4/2016 Cheng ..... H05K 7/20927  
165/80.4  
2016/0190915 A1\* 6/2016 Horiuchi ..... H01L 29/7393  
363/132  
2016/0276927 A1\* 9/2016 Das ..... H01L 29/1608  
2017/0112005 A1\* 4/2017 Cole ..... H01L 29/1608  
2018/0206359 A1 7/2018 McPherson et al.

2019/0200475 A1\* 6/2019 Tramet ..... H01R 13/73  
2020/0052610 A1\* 2/2020 Babic ..... H05K 1/144  
2020/0053900 A1\* 2/2020 Feurtado ..... H02M 1/088

FOREIGN PATENT DOCUMENTS

JP 2004186504 A 7/2004  
JP 2010110065 A 5/2010  
KR 30-0236239 S 5/1999  
KR 30-0255614 S 4/2000  
WO 2015116924 A1 8/2015  
WO 2015176985 A1 11/2015

OTHER PUBLICATIONS

Office Action issue in Japanese Application No. 2019-026196, dated Apr. 6, 2020 (with machine-generated translation).  
Office Action issue in Japanese Application No. 2019-026197, dated Apr. 6, 2020 (with machine-generated translation).  
Office Action issue in Japanese Application No. 2019-005101, dated Apr. 6, 2020 (with machine-generated translation).  
Hyaku Agency Design Division Publicly known document No. HA18008536, KAL100, M&E, No. 7, vol. 33, Jul. 1, 2006, p. 137.  
Japanese Patent Office Design Division known document No. HC16050316, constant voltage, constant frequency uninterruptible power supply (UPS), 2003 CVCF, catalog 3, 2 pages.  
Publication Material No. HJ21071733, "New 3-level conversion circuit and dedicated power semiconductor module", Fuji Electric Holdings Co., Ltd, Feb. 4, 2010 (with machine-generated translation).

\* cited by examiner



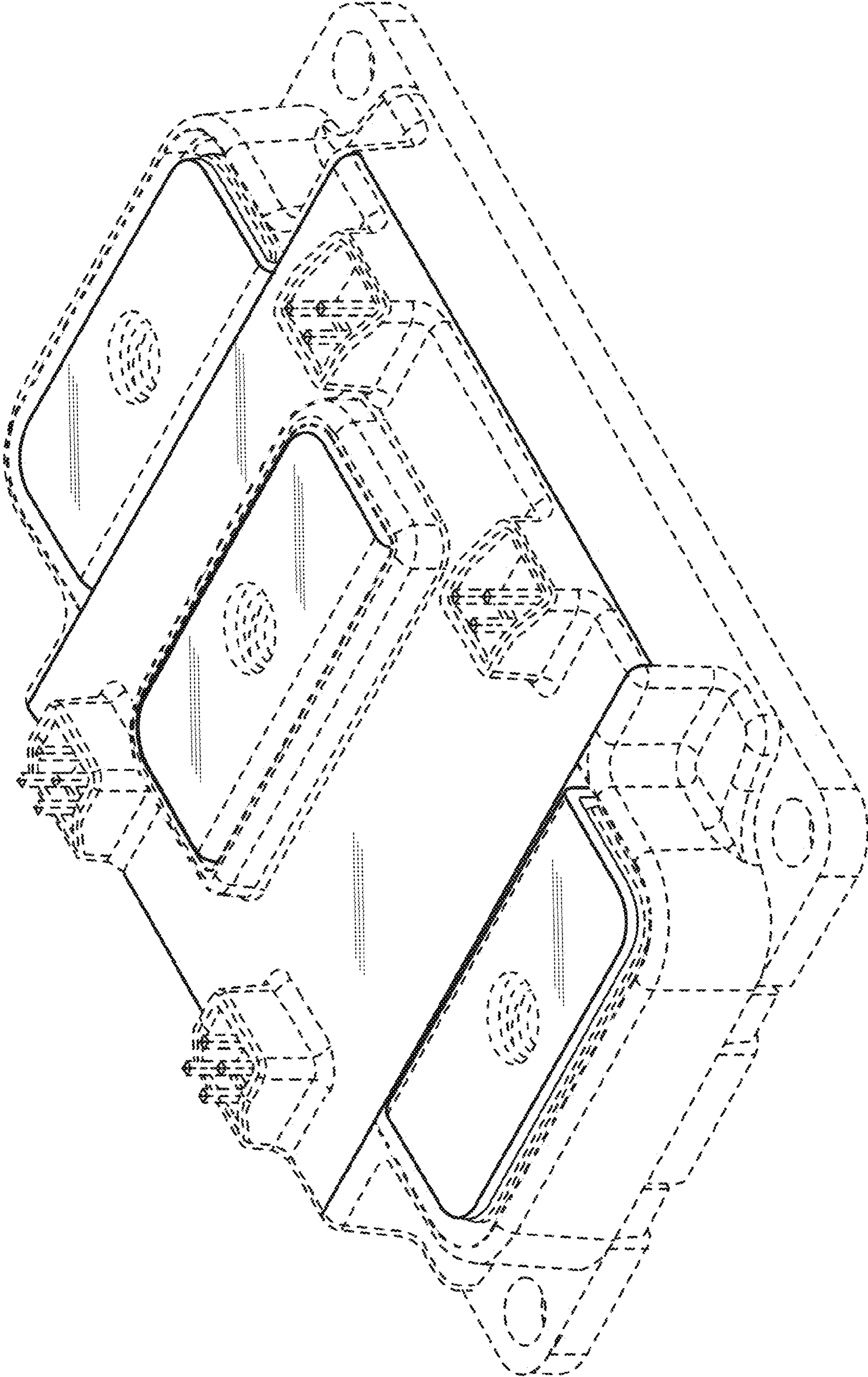


FIG. 1

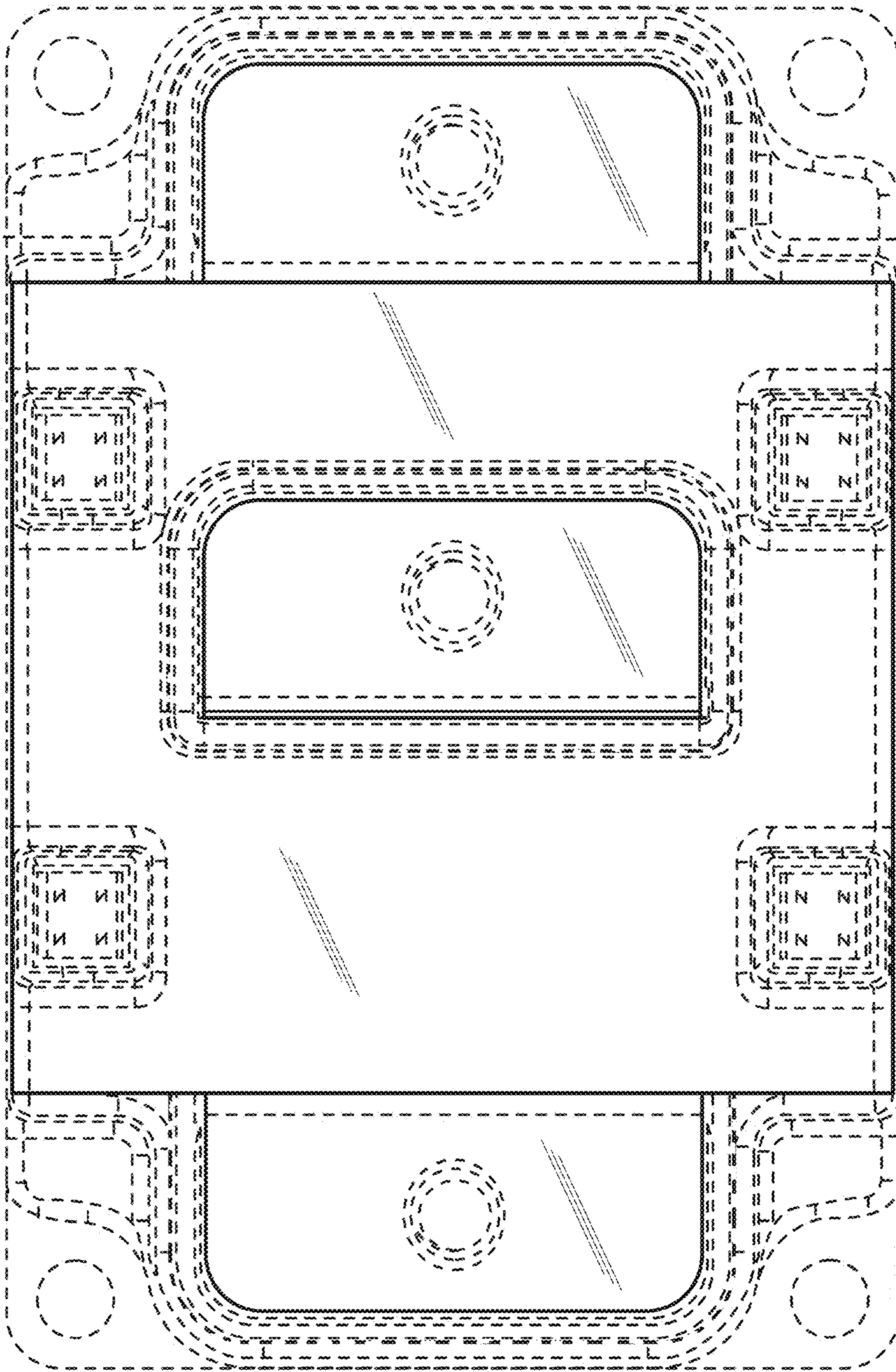


FIG. 2




FIG. 3

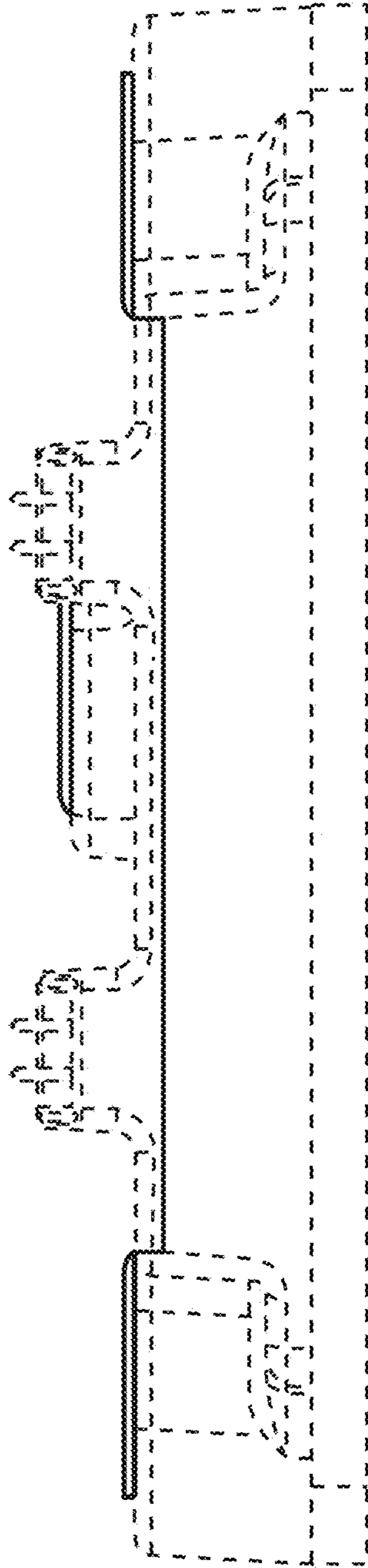


FIG. 4

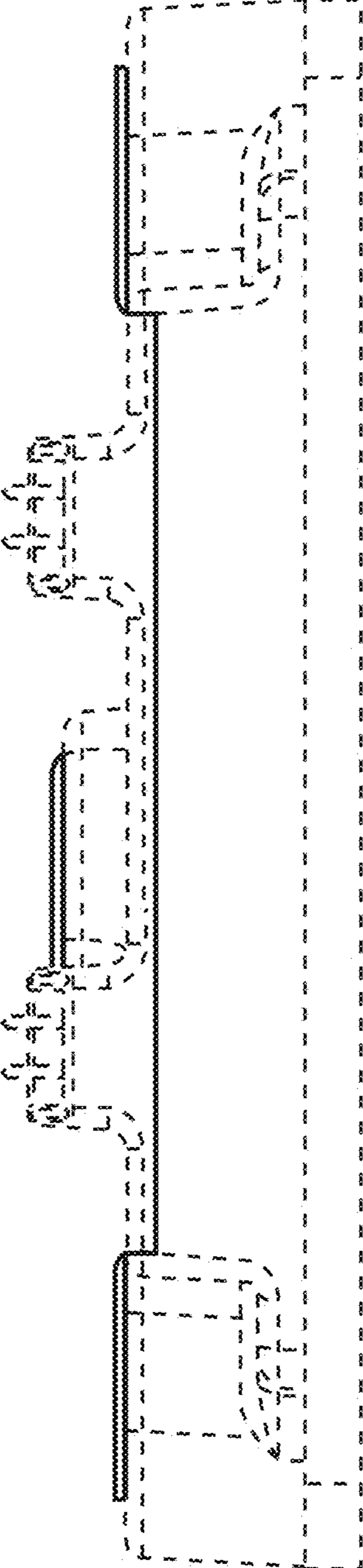


FIG. 5






FIG. 6






FIG. 7