



US00D903587S

(12) **United States Design Patent** (10) **Patent No.:** **US D903,587 S**  
**Jianting** (45) **Date of Patent:** **\*\* Dec. 1, 2020**

(54) **WIRELESS CHARGER**

(56) **References Cited**

(71) Applicant: **Shenzhen Kingsun Enterprises Co., Ltd.**, Shenzhen (CN)

U.S. PATENT DOCUMENTS

(72) Inventor: **Xiao Jianting**, Shenzhen (CN)

D431,250 S *	9/2000	Richter	.....	D14/447
D456,024 S *	4/2002	Richter	.....	D14/434
D566,118 S *	4/2008	Brassard	.....	D14/434
D709,066 S *	7/2014	Byun	.....	D14/253
D848,443 S *	5/2019	Yao	.....	D14/447
D858,509 S *	9/2019	Yao	.....	D14/253
D859,393 S *	9/2019	Dang	.....	D14/253
D862,454 S *	10/2019	Chun	.....	D14/253
D872,014 S *	1/2020	Zhang	.....	D13/108
D873,260 S *	1/2020	Dang	.....	D14/253
D875,090 S *	2/2020	Leeds-Frank	.....	D14/253
D877,066 S *	3/2020	Zhang	.....	D13/108
D879,766 S *	3/2020	Fan	.....	D14/253

(73) Assignee: **SHENZHEN KINGSUN ENTERPRISES Co., Ltd.**, Guangdong (CN)

(\*\*) Term: **15 Years**

\* cited by examiner

(21) Appl. No.: **29/643,210**

(22) Filed: **Apr. 5, 2018**

*Primary Examiner* — Nathaniel D. Buckner

(51) **LOC (12) Cl.** ..... **13-02**

(74) *Attorney, Agent, or Firm* — Kroub Silbersher & Komlykov PLLC

(52) **U.S. Cl.**  
USPC ..... **D13/108**

(58) **Field of Classification Search**

(57) **CLAIM**

The ornamental design for a wireless charger, as shown and described.

USPC ..... D13/107, 110, 133, 144, 184; D14/155, D14/251, 253, 432, 434

**DESCRIPTION**

CPC ..... H02J 7/025; H02J 7/0042; H02J 7/0044; H02J 7/0045; H02J 7/0013; H02J 7/0003; H02J 7/0054; H02J 7/0055; H02J 7/0057; Y02E 60/12; Y02T 90/14; Y02T 90/122; Y02T 90/128; Y02T 90/163; H01F 38/14; H01R 13/6675; H01R 13/70; H01R 13/71; H01R 13/66; H01R 13/26; H01M 2/1022; H01M 2/1055; H01M 10/44; H01M 10/46; H01M 10/425; B60L 11/182; H05K 11/02

FIG. 1 is a front perspective view of the wireless charger showing my new design;  
 FIG. 2 is a front elevation view thereof;  
 FIG. 3 is a rear elevation view thereof;  
 FIG. 4 is a left side elevation view thereof;  
 FIG. 5 is a right side elevation view thereof;  
 FIG. 6 is a top plan view thereof; and,  
 FIG. 7 is a bottom plan view thereof.

See application file for complete search history.

**1 Claim, 7 Drawing Sheets**












FIG. 4



FIG. 5




FIG. 6




FIG. 7