



US00D903582S

(12) **United States Design Patent** (10) **Patent No.:** **US D903,582 S**  
**Kamada** (45) **Date of Patent:** **\*\* Dec. 1, 2020**

(54) **TIRE SIDEWALL**  
(71) Applicant: **BRIDGESTONE CORPORATION,**  
Tokyo (JP)  
(72) Inventor: **Shiho Kamada,** Tokyo (JP)  
(73) Assignee: **BRIDGESTONE CORPORATION,**  
Tokyo (JP)  
(\*\*) Term: **15 Years**

D769,182 S \* 10/2016 Iwabuchi ..... D12/605  
D769,807 S \* 10/2016 Ishikawa ..... D12/605  
D777,656 S \* 1/2017 Maxwell ..... D12/605  
D791,068 S \* 7/2017 Ishikawa ..... D12/605  
D791,693 S \* 7/2017 Iwabuchi ..... D12/605  
D792,336 S \* 7/2017 Iwabuchi ..... D12/605  
D798,805 S \* 10/2017 Schultz ..... D12/605  
D802,526 S \* 11/2017 Ishikawa ..... D12/605  
D804,402 S \* 12/2017 Kamada ..... D12/605  
D807,284 S \* 1/2018 Iwabuchi ..... D12/605  
D808,333 S \* 1/2018 Iwabuchi ..... D12/605

(Continued)

(21) Appl. No.: **29/706,455**  
(22) Filed: **Sep. 20, 2019**  
(30) **Foreign Application Priority Data**  
Mar. 22, 2019 (JP) ..... 2019-006132  
(51) **LOC (12) Cl.** ..... **12-15**  
(52) **U.S. Cl.**  
USPC ..... **D12/605**  
(58) **Field of Classification Search**  
USPC ..... D12/604, 605  
CPC ..... B60C 13/00; B60C 1/00  
See application file for complete search history.

**FOREIGN PATENT DOCUMENTS**

JP 1578960 S 6/2017  
JP 1528452 S 7/2018  
WO DM095471 9/2017

*Primary Examiner* — Michelle E. Wilson  
*Assistant Examiner* — Clese Moore, Jr.  
(74) *Attorney, Agent, or Firm* — Kenja IP Law PC

(57) **CLAIM**

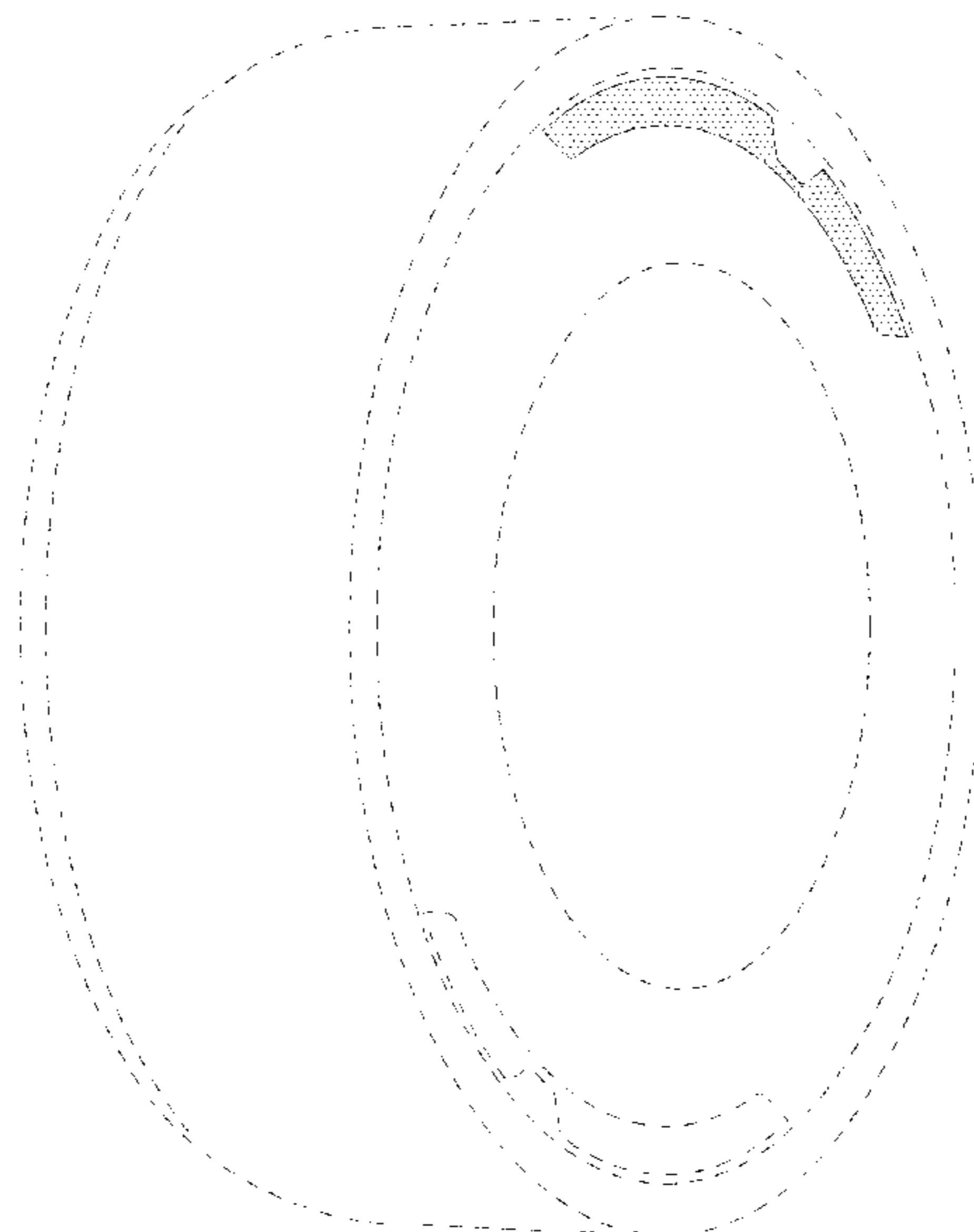
The ornamental design for a tire sidewall, as shown and described.

**DESCRIPTION**

FIG. 1 is a perspective view of a tire sidewall showing my new design;  
FIG. 2 is a front view thereof;  
FIG. 3 is a top view thereof, a bottom view being a mirror image of FIG. 3;  
FIG. 4 is a right side view thereof, a left side view being a mirror image of FIG. 4;  
FIG. 5 is a rear view thereof; and,  
FIG. 6 is a cross-section view taken along line 6-6 between 6-6 in FIG. 2.  
The dash-dash broken lines showing portions of the tire are for the purpose of illustrating environmental structure and form no part of the claimed design.

(56) **References Cited**  
**U.S. PATENT DOCUMENTS**  
D542,220 S \* 5/2007 Shondel ..... D12/605  
D543,499 S \* 5/2007 Shondel ..... D12/605  
D549,165 S \* 8/2007 Shondel ..... D12/605  
D574,320 S \* 8/2008 Dixon ..... D12/605  
D585,017 S \* 1/2009 Shondel ..... D12/605  
D585,018 S \* 1/2009 Shondel ..... D12/605  
D593,939 S \* 6/2009 Maxwell ..... D12/605  
D614,123 S \* 4/2010 Harvey ..... D12/605  
D663,681 S \* 7/2012 Corsi ..... D12/605  
D676,805 S \* 2/2013 Iwabuchi ..... D12/605  
D684,109 S \* 6/2013 Iwabuchi ..... D12/605  
D738,300 S \* 9/2015 Frappart ..... D12/605  
D750,555 S \* 3/2016 Iwabuchi ..... D12/605

**1 Claim, 6 Drawing Sheets**



(56)

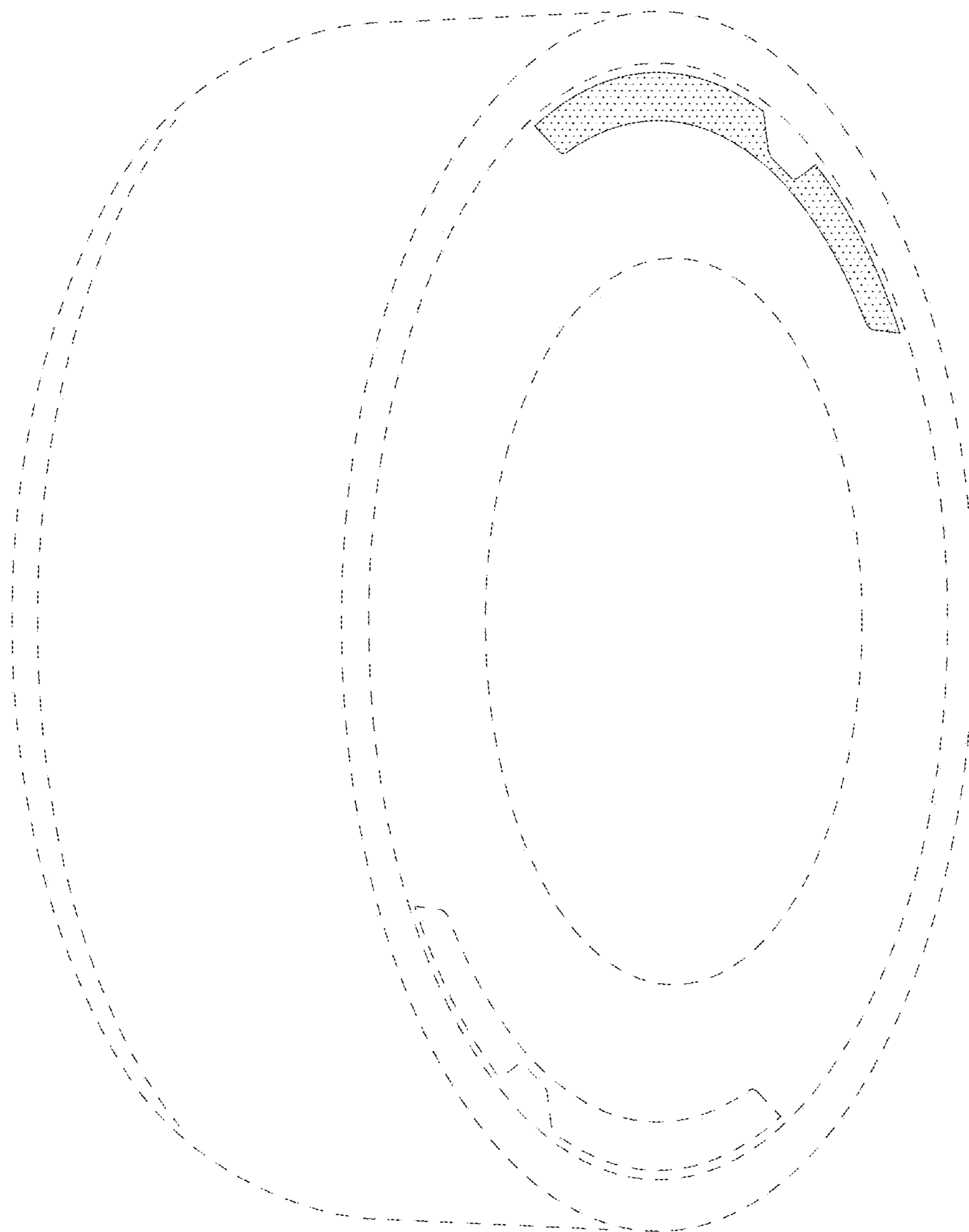
**References Cited**

U.S. PATENT DOCUMENTS

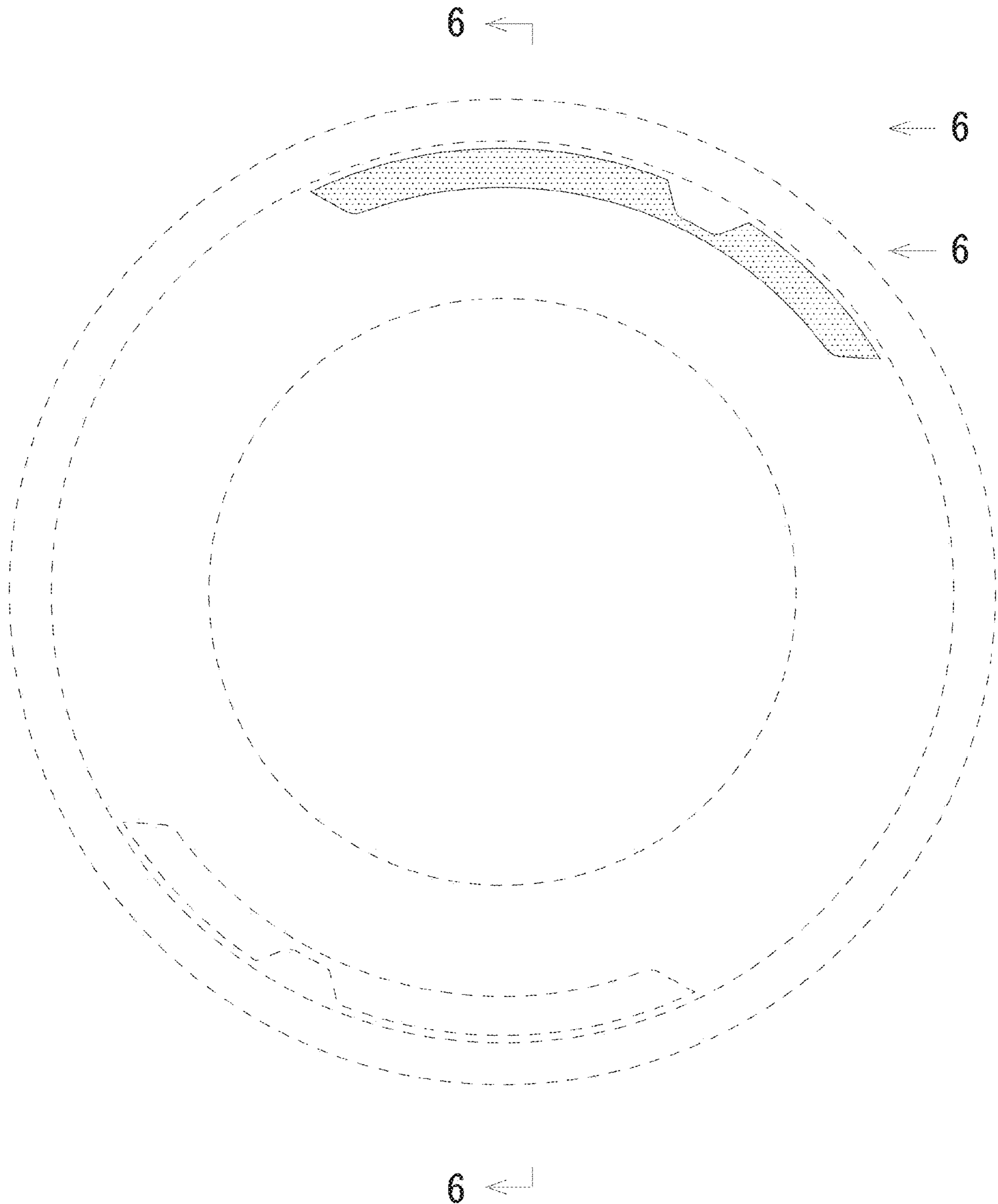
D817,860 S \* 5/2018 Maxwell ..... D12/605  
D823,785 S \* 7/2018 Noel ..... D12/605  
D829,163 S 9/2018 Ishikawa

\* cited by examiner

*FIG. 1*




*FIG. 2*



*FIG. 3*



*FIG. 4*



*FIG. 5*

