



US00D903573S

(12) **United States Design Patent**
Shima

(10) **Patent No.:** **US D903,573 S**

(45) **Date of Patent:** **** Dec. 1, 2020**

(54) **PROPELLER BLADE**

(71) Applicant: **JAPAN AEROSPACE
EXPLORATION AGENCY**, Tokyo
(JP)

(72) Inventor: **Eiji Shima**, Tokyo (JP)

(73) Assignee: **JAPAN AEROSPACE
EXPLORATION AGENCY**, Tokyo
(JP)

(**) Term: **15 Years**

(21) Appl. No.: **29/681,933**

(22) Filed: **Feb. 28, 2019**

(30) **Foreign Application Priority Data**

Nov. 8, 2018 (JP) 2018-024547

(51) **LOC (12) Cl.** **12-16**

(52) **U.S. Cl.**
USPC **D12/214**

(58) **Field of Classification Search**
USPC D12/214, 317, 319, 344, 16.1, 328, 330,
D12/345; D15/4, 5; D13/115; D21/441;
D23/411, 413, 379

CPC B64C 11/00; B64C 11/02; B64C 11/16;
B64C 27/08; B64C 39/024; B64C
2201/108; B63H 1/18; B63H 1/20; B63H
1/26

See application file for complete search history.

(56) **References Cited**

U.S. PATENT DOCUMENTS

D432,621 S * 10/2000 Etschel D12/214
D478,598 S * 8/2003 Gozdinsky D15/5

D562,215 S *	2/2008	Schulze	D12/214
D677,611 S *	3/2013	Janecke	D12/214
D677,612 S *	3/2013	Janecke	D12/214
D721,800 S *	1/2015	Busta	D23/413
D725,252 S *	3/2015	Hamada	D12/214
D769,786 S *	10/2016	Xiao	D12/214
D787,035 S *	5/2017	Hamada	D23/354
D797,638 S *	9/2017	Xiao	D12/214
D797,639 S *	9/2017	Xiao	D12/214
D799,688 S *	10/2017	Wang	D23/413
D802,513 S *	11/2017	Xiao	D12/214
D819,099 S *	5/2018	Andersson	D15/147
D826,132 S *	8/2018	Hanscom	D12/214
D828,803 S *	9/2018	Xiao	D12/214

* cited by examiner

Primary Examiner — Michelle E. Wilson

Assistant Examiner — Clese Moore, Jr.

(74) *Attorney, Agent, or Firm* — Saliwanchik, Lloyd & Eisenschenk

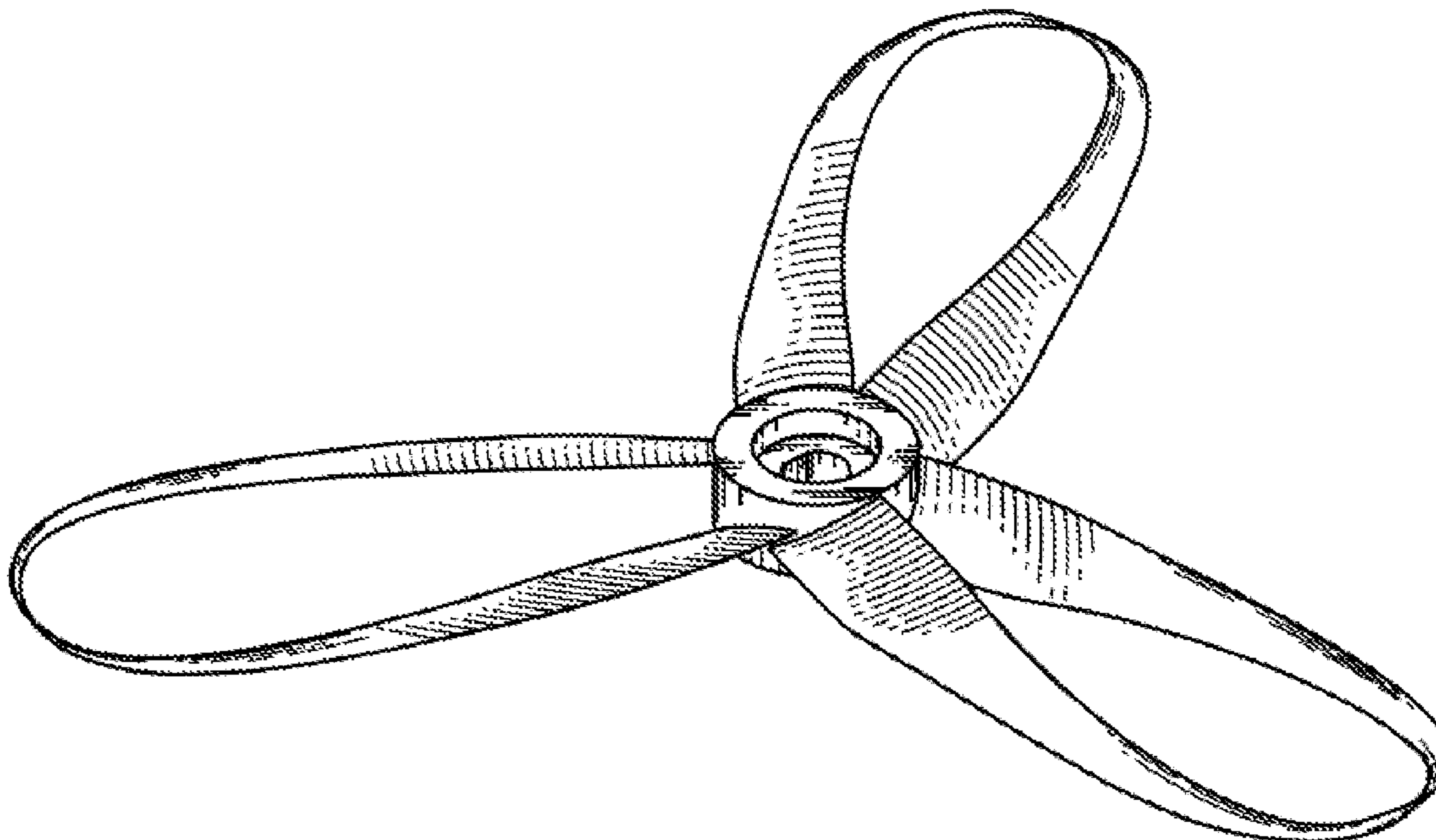
(57) **CLAIM**

The ornamental design for a propeller blade, as shown and described.

DESCRIPTION

FIG. 1 is a perspective view of a propeller blade showing my new design;
FIG. 2 is a front elevational view thereof;
FIG. 3 is a rear elevational view thereof;
FIG. 4 is a right side elevational view thereof;
FIG. 5 is a left side elevational view thereof;
FIG. 6 is a top plan view thereof; and,
FIG. 7 is a bottom plan view thereof.

1 Claim, 4 Drawing Sheets



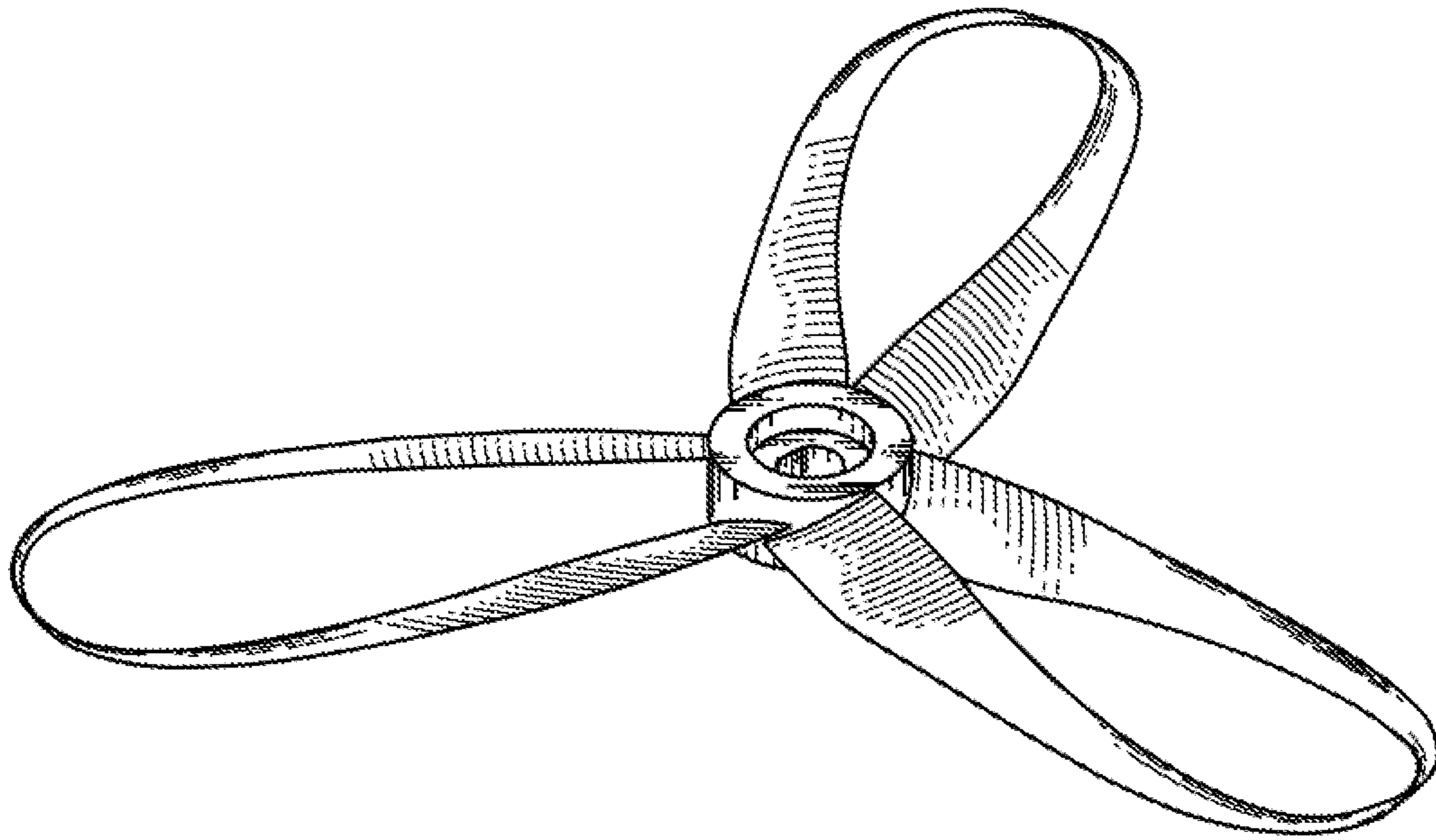


FIG. 1




FIG. 2




FIG. 3



FIG. 4



FIG. 5

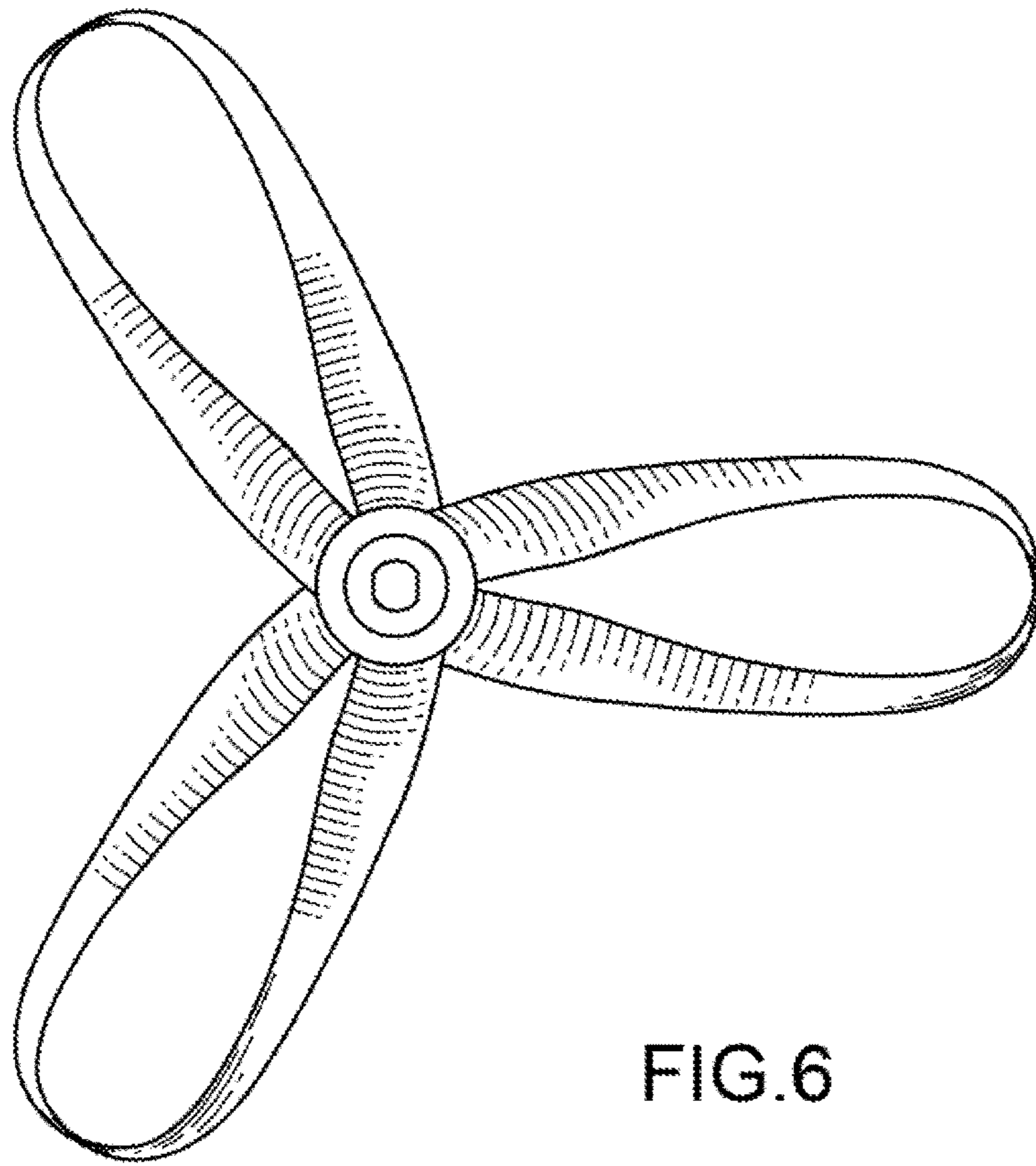


FIG. 6

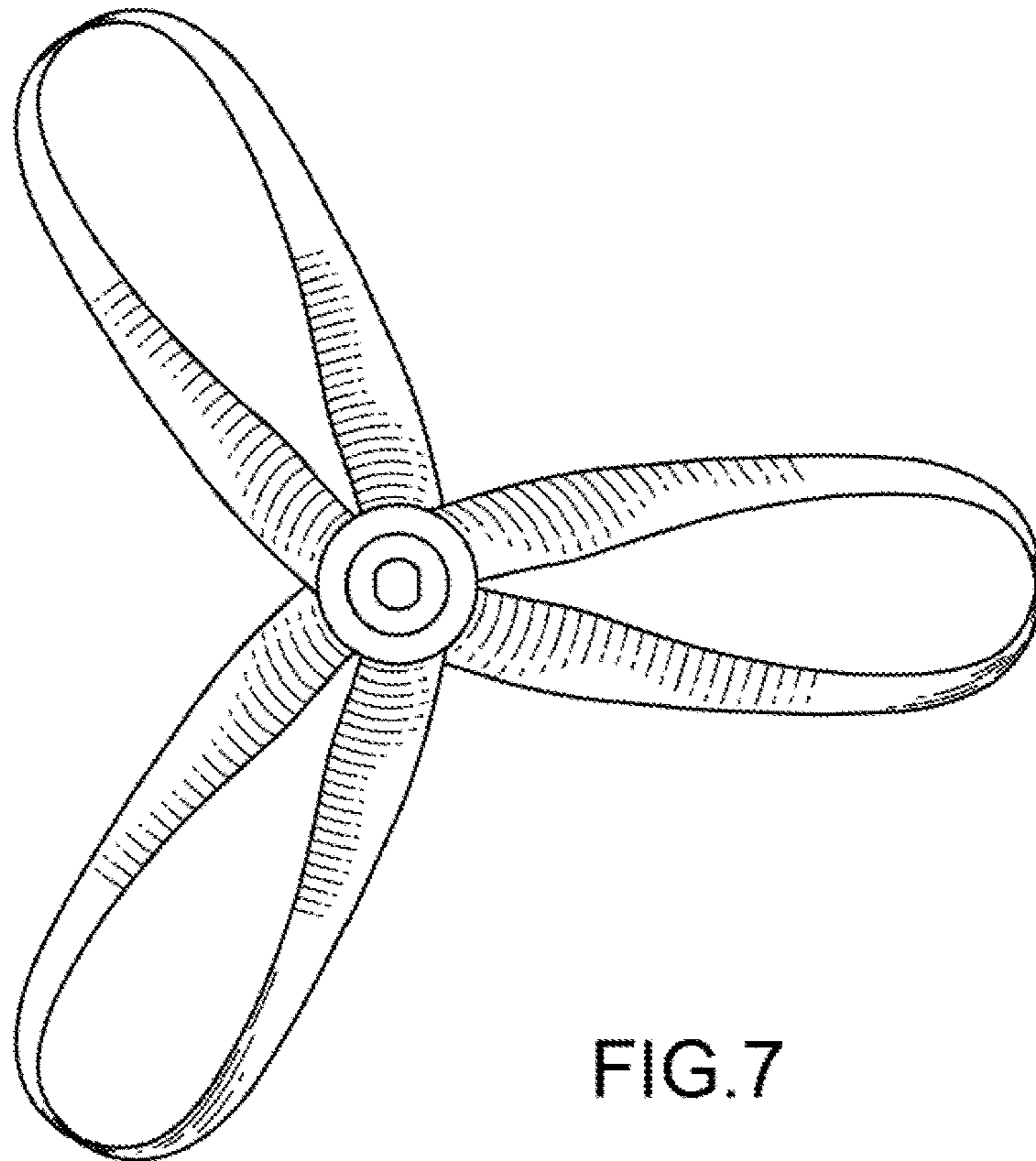


FIG. 7