



US00D903570S

(12) **United States Design Patent**
Myrberg

(10) **Patent No.:** **US D903,570 S**

(45) **Date of Patent:** **** Dec. 1, 2020**

(54) **VEHICLE RIM**

(71) Applicant: **VOLVO CAR CORPORATION,**
Gothenburg (SE)

(72) Inventor: **Anders Myrberg,** Askim (SE)

(73) Assignee: **VOLVO CAR CORPORATION,**
Gothenburg (SE)

(**) Term: **15 Years**

(21) Appl. No.: **29/702,246**

(22) Filed: **Aug. 17, 2019**

(30) **Foreign Application Priority Data**

Feb. 18, 2019 (EM) 006260576-0009

(51) **LOC (12) Cl.** **12-16**

(52) **U.S. Cl.**
USPC **D12/209**

(58) **Field of Classification Search**

USPC D12/204-213; D21/563
CPC B60B 7/00; B60B 7/02; B60B 7/04; B60B
7/01; B60B 7/06; B60B 3/02; B60B 3/04;
B60B 3/06; B60B 3/10; B60B 1/00;
B60B 1/08; B60B 1/10; B60B 1/12

See application file for complete search history.

(56) **References Cited**

U.S. PATENT DOCUMENTS

D685,710 S * 7/2013 Hanaoka D12/209
D695,184 S * 12/2013 Pollmann D12/209

D705,714 S * 5/2014 Hanaoka D12/209
D734,235 S * 7/2015 Juergens D12/209
D768,553 S * 10/2016 Ishii D12/209
D783,492 S * 4/2017 Valencia Pollex D12/209
D788,674 S * 6/2017 Mielke D12/209
D804,391 S * 12/2017 Ishii D12/209
D838,651 S * 1/2019 Kato D12/209
D838,652 S * 1/2019 Kato D12/209
D847,066 S * 4/2019 Bucher D12/209
D848,336 S * 5/2019 Holly D12/209
D862,352 S * 10/2019 Bjerke D12/209
D867,957 S * 11/2019 Kato D12/209
D871,998 S * 1/2020 Liu D12/209
D877,024 S * 3/2020 Valencia Pollex D12/209
D878,997 S * 3/2020 Tian D12/209
D889,350 S * 7/2020 Wang D12/209
D891,347 S * 7/2020 Huang D12/209

* cited by examiner

Primary Examiner — Stacia A Cadmus

(74) *Attorney, Agent, or Firm* — Berenato & White, LLC

(57) **CLAIM**

The ornamental design for a vehicle rim, as shown.

DESCRIPTION

FIG. 1 is a front view of a vehicle rim showing my new design;

FIG. 2 is a right perspective view thereof;

FIG. 3 is a left perspective view thereof;


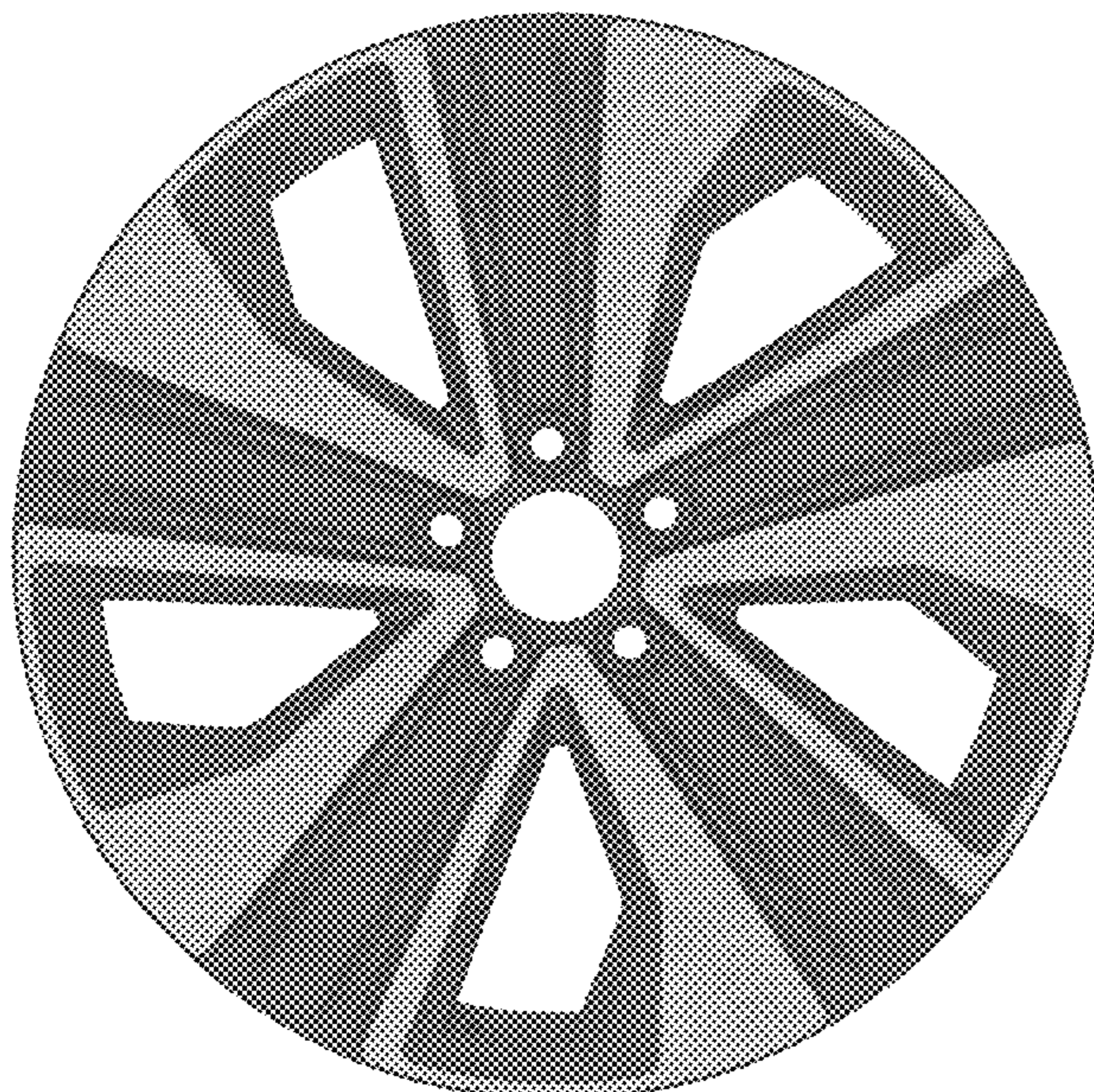
FIG. 4 is a right side view thereof;

FIG. 5 is a left side view thereof;

FIG. 6 is a top view thereof; and,

FIG. 7 is a bottom view thereof.

1 Claim, 7 Drawing Sheets



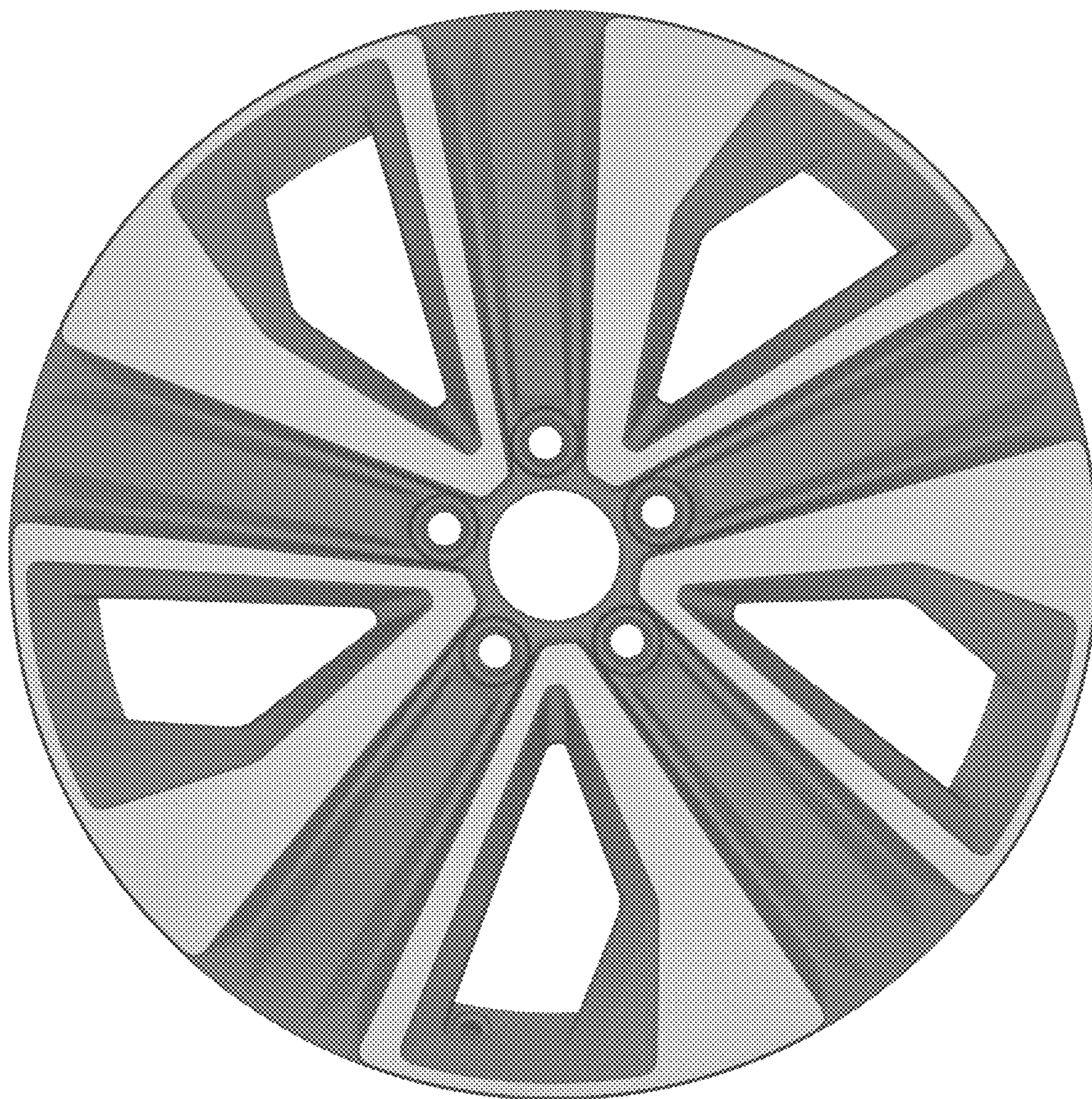


FIG. 1



FIG. 2



FIG. 3




FIG. 4




FIG. 5




FIG. 6




FIG. 7