



US00D903569S

(12) **United States Design Patent**  
**Junghans**

(10) **Patent No.:** **US D903,569 S**

(45) **Date of Patent:** **\*\* Dec. 1, 2020**

(54) **VEHICLE WHEEL, TOY VEHICLE WHEEL,  
AND/OR REPLICAS THEREOF**

(71) Applicant: **Bayerische Motoren Werke  
Aktiengesellschaft, Munich (DE)**

(72) Inventor: **André Junghans, Pfaffenhofen an der  
Ilm (DE)**

(73) Assignee: **Bayerische Motoren Werke  
Aktiengesellschaft, Munich (DE)**

(\*\*) Term: **15 Years**

(21) Appl. No.: **29/697,445**

(22) Filed: **Jul. 9, 2019**

(30) **Foreign Application Priority Data**

Jan. 15, 2019 (DE) ..... 40 2019 100 053

(51) **LOC (12) Cl.** ..... **12-16**

(52) **U.S. Cl.**  
USPC ..... **D12/209; D21/563**

(58) **Field of Classification Search**  
USPC ..... D12/204–213; D21/563  
CPC .... B60B 7/00; B60B 7/02; B60B 7/04; B60B  
7/01; B60B 7/06; B60B 3/02; B60B 3/04;  
B60B 3/06; B60B 3/10; B60B 1/00;  
B60B 1/08; B60B 1/10; B60B 1/12  
See application file for complete search history.

(56) **References Cited**

**U.S. PATENT DOCUMENTS**

D584,674 S *	1/2009	Chung	.....	D12/211
D590,314 S	4/2009	Hettler		
D593,478 S *	6/2009	Tirado	.....	D12/211
D620,873 S *	8/2010	Groom	.....	D12/211
D635,078 S	3/2011	Elmitt		
D671,473 S	11/2012	Zurian		

D747,248 S	1/2016	Amezketta		
D754,051 S *	4/2016	Baum	.....	D12/211
D758,943 S	6/2016	Elmitt		
D775,575 S	1/2017	Kippes		
D780,664 S *	3/2017	Gallert	.....	D12/211
D800,631 S *	10/2017	Krause	.....	D12/211
D800,632 S *	10/2017	Gonser	.....	D12/211
D821,283 S *	6/2018	Juergens	.....	D12/209
D839,172 S *	1/2019	Preyss	.....	D12/211
D849,645 S *	5/2019	Khachatryan	.....	D12/209
D851,010 S	6/2019	Sze		
D851,013 S	6/2019	Rueckheim		
D855,547 S *	8/2019	Preyss	.....	D12/211
D861,567 S *	10/2019	Bjerke	.....	D12/209
D864,829 S *	10/2019	Groth	.....	D12/209

(Continued)

**FOREIGN PATENT DOCUMENTS**

EM	000863055-0001	3/2008
EM	001754979-0001	11/2011
EM	002015602-0004	8/2013

*Primary Examiner* — Stacia A Cadmus

(74) *Attorney, Agent, or Firm* — Crowell & Moring LLP


(57) **CLAIM**

The ornamental design for a vehicle wheel, toy vehicle wheel, and/or replicas thereof, as shown and described.

**DESCRIPTION**

FIG. 1 is a perspective view of a vehicle wheel, toy vehicle wheel, and/or replicas thereof according to the design; FIG. 2 is an additional perspective view thereof; FIG. 3 is an additional perspective view thereof; FIG. 4 is a front view thereof; FIG. 5 is a rear view thereof in a lighter gray scale, representing environmental features that form no part of the claimed design; and, FIG. 6 is a side view thereof.

**1 Claim, 6 Drawing Sheets**



(56)

**References Cited**

U.S. PATENT DOCUMENTS

D868,662 S \* 12/2019 Moore ..... D12/209  
D871,994 S \* 1/2020 Bjerke ..... D12/209

\* cited by examiner



Fig. 1



Fig. 2



Fig. 3



Fig. 4




Fig. 5




Fig. 6