



US00D903553S

(12) **United States Design Patent** (10) **Patent No.:** **US D903,553 S**
Wiltshire et al. (45) **Date of Patent:** **** Dec. 1, 2020**

(54) **VEHICLE GRILLE LOWER**
(71) Applicant: **Jaguar Land Rover Limited**, Coventry (GB)
(72) Inventors: **Julian Wiltshire**, Coventry (GB); **Massimo Frascella**, Coventry (GB)
(73) Assignee: **Jaguar Land Rover Limited**, Coventry (GB)
(**) Term: **15 Years**
(21) Appl. No.: **29/725,661**
(22) Filed: **Feb. 26, 2020**

Related U.S. Application Data

(62) Division of application No. 29/626,519, filed on Nov. 17, 2017, now Pat. No. Des. 876,999.

Foreign Application Priority Data

May 17, 2017 (EM) 004006575
May 17, 2017 (EM) 004006609
May 17, 2017 (EM) 004006617

(51) **LOC (12) Cl.** **12-16**

(52) **U.S. Cl.**
USPC **D12/169**

(58) **Field of Classification Search**
USPC D12/163, 164, 165, 166, 167, 168, 169, D12/170, 171, 172, 173, 181
CPC B60K 11/08; B62L 39/16; B60R 19/50; B62D 25/08
See application file for complete search history.

References Cited

U.S. PATENT DOCUMENTS

2,854,104 A * 9/1958 Marcy, Jr. B21D 47/005
52/666
D496,890 S * 10/2004 Metros D12/163

D589,853 S * 4/2009 Saridakis D12/163
D668,590 S * 10/2012 Furst D12/163
D670,214 S * 11/2012 Watanabe D12/163
D682,752 S * 5/2013 Yoshida D12/163
D721,019 S * 1/2015 Pevovar D12/163
D736,123 S * 8/2015 Hammoud D12/163
D754,037 S * 4/2016 Behmer D12/163
D758,928 S * 6/2016 Messale D12/163
D759,551 S * 6/2016 Nakahara D12/163
D763,152 S * 8/2016 Frascella D12/190
D766,782 S * 9/2016 Arroba D12/163
D769,159 S * 10/2016 Platto D12/163
D769,160 S * 10/2016 Platto D12/163
D773,963 S * 12/2016 Battams D12/163
D774,996 S * 12/2016 Wheel D12/163
D774,997 S * 12/2016 Wheel D12/163

(Continued)

Primary Examiner — Susan Bennett Hattan

Assistant Examiner — Suzanne E Tisdell

(74) *Attorney, Agent, or Firm* — Wood Herron & Evans LLP


(57) **CLAIM**

The ornamental design for a vehicle grille lower, as shown and described.

DESCRIPTION

FIG. 1 is a front left perspective view of a vehicle grille lower according to the present invention.
FIG. 2 is a front right perspective view of the grille lower shown in FIG. 1.
FIG. 3 is a rear right perspective view thereof.
FIG. 4 is a rear left perspective view thereof.
FIG. 5 is a front view thereof.
FIG. 6 is a rear view thereof.
FIG. 7 is a left side view thereof.
FIG. 8 is a right side view thereof.
FIG. 9 is a top view thereof; and,
FIG. 10 is a bottom view thereof.

1 Claim, 7 Drawing Sheets



(56)

References Cited

U.S. PATENT DOCUMENTS

D774,998	S	*	12/2016	Munakata	D12/163
D775,554	S	*	1/2017	Kapitonov	D12/163
D776,020	S	*	1/2017	Kapitonov	D12/163
D781,188	S	*	3/2017	Wolff	D12/163
D783,465	S	*	4/2017	Choi	D12/163
D786,145	S	*	5/2017	Kozub	D12/163
D788,654	S	*	6/2017	Curic	D12/163
D788,655	S	*	6/2017	Curic	D12/163
D789,841	S	*	6/2017	Malczewski	D12/163
D789,844	S	*	6/2017	Sakai	D12/163
D789,845	S	*	6/2017	Oohashi	D12/163
D790,412	S	*	6/2017	Dunford	D12/163
D790,413	S	*	6/2017	Doyle	D12/164
D792,813	S	*	7/2017	Kozub	D12/163
D792,814	S	*	7/2017	Kozub	D12/163
D793,290	S	*	8/2017	Kozub	D12/163
D793,918	S	*	8/2017	Kozub	D12/163
D794,517	S	*	8/2017	Woolley	D12/163
2016/0031395	A1	*	2/2016	Huang	B60K 13/02 180/68.1

* cited by examiner




FIG. 1




FIG. 2




FIG. 3




FIG. 4




FIG. 5




FIG. 6

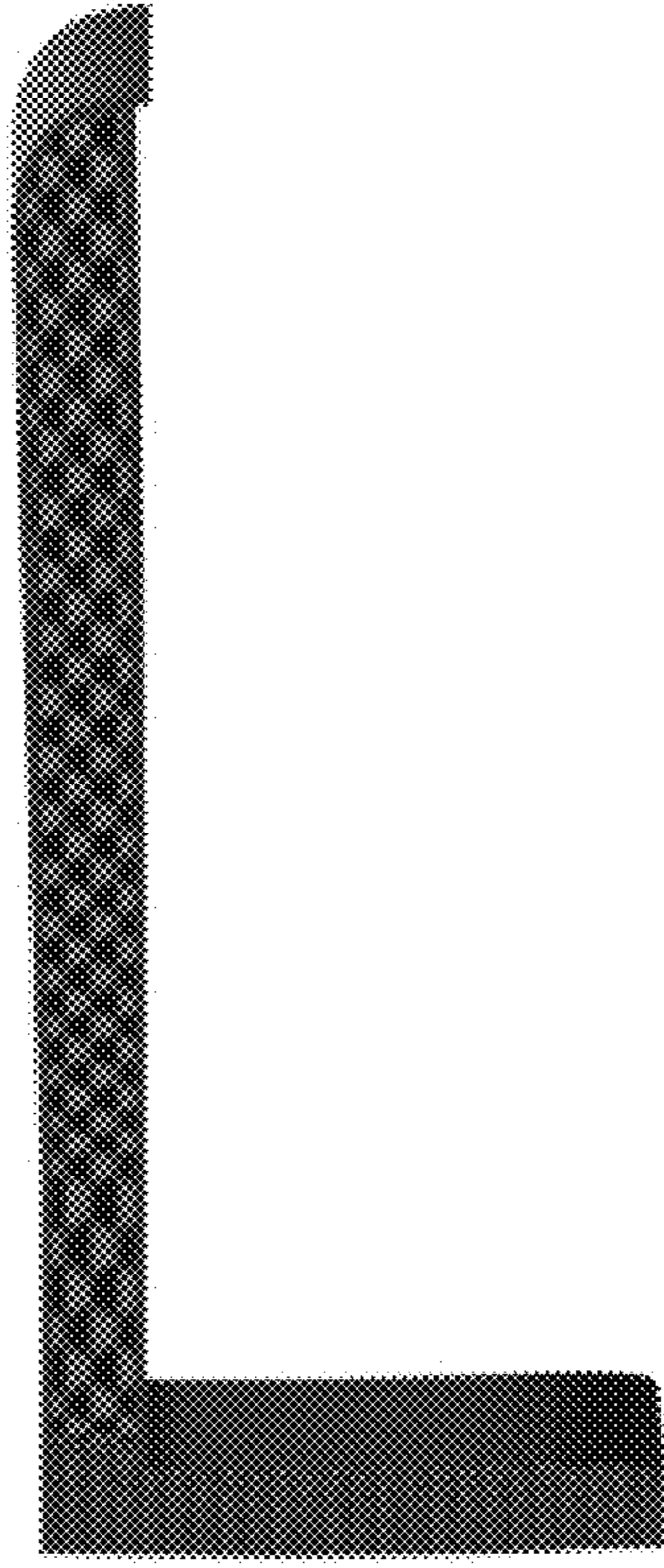


FIG. 7




FIG. 8




FIG. 9



FIG. 10