



US00D903547S

(12) **United States Design Patent** (10) **Patent No.:** **US D903,547 S**
Kim et al. (45) **Date of Patent:** **** Dec. 1, 2020**

(54) **VEHICLE REAR LOWER BUMPER COVER**

(71) Applicant: **Ford Global Technologies, LLC**,
Dearborn, MI (US)
(72) Inventors: **Sooyoung Kim**, Northville, MI (US);
Thomas Marminc, Ferndale, MI (US);
Damon G. Depeyster, Northville, MI
(US); **Gordon M. Platto**, Troy, MI
(US)

(73) Assignee: **Ford Global Technologies, LLC**,
Dearborn, MI (US)

(**) Term: **15 Years**

(21) Appl. No.: **29/723,882**

(22) Filed: **Feb. 11, 2020**

Related U.S. Application Data

(62) Division of application No. 29/650,705, filed on Jun.
8, 2018, now Pat. No. Des. 874,994.

(51) **LOC (12) Cl.** **12-16**

(52) **U.S. Cl.**
USPC **D12/169**

(58) **Field of Classification Search**
USPC D12/163, 86, 88, 90, 91, 92, 169, 171,
D12/216, 222; 296/180.1, 180.2;
293/102, 113, 115, 117, 120
CPC ... B60R 19/50; B60R 19/52; B60R 2019/525;
B60R 19/02; B60R 19/04; B60K 11/08;
B60K 11/085; B62D 25/08; B62D 25/084
See application file for complete search history.

(56) **References Cited**

U.S. PATENT DOCUMENTS

D610,503 S † 2/2010 Bucher D12/16
D610,504 S † 2/2010 Bucher D12/16

D675,137 S † 1/2013 Hamilton D12/169
D751,008 S † 3/2016 Behmer D12/16
D763,744 S † 8/2016 Behmer D12/16
D787,386 S † 5/2017 Chang D12/169
D802,497 S † 11/2017 Park D12/169
D809,981 S † 2/2018 Seo D12/169
D811,289 S * 2/2018 Bucher D12/169
D811,963 S † 3/2018 Sullivan D12/169
D814,995 S * 4/2018 Bucher D12/169
D832,157 S * 10/2018 Svensson D12/169
D838,636 S † 1/2019 Behmer D12/169
D869,355 S * 12/2019 Dewitt D12/169
D869,356 S * 12/2019 Dewitt D12/169
D870,002 S * 12/2019 Bucher D12/169
D871,259 S * 12/2019 Yamashita D12/91

(Continued)

Primary Examiner — Cathron C Brooks
Assistant Examiner — Yolanda Robinson

(57) **CLAIM**

The ornamental design for a vehicle rear lower bumper cover, as shown and described.

DESCRIPTION

FIG. 1 is a front elevational view of a vehicle rear lower bumper cover, showing our new design;
FIG. 2 is a left side elevational view thereof;
FIG. 3 is a right side elevational view thereof;
FIG. 4 is a top plan view thereof;
FIG. 5 is a bottom plan view thereof;
FIG. 6 is a bottom, front and left side perspective view thereof; and,
FIG. 7 is a top, front and left side perspective view thereof. The portions of the bumper cover shown in half tone form no part of the claimed design.
Any broken lines represent an internal boundary of the design; the line itself and the area within form no part of the claim.

1 Claim, 7 Drawing Sheets



(56)

References Cited

U.S. PATENT DOCUMENTS

2011/0101715 A1* 5/2011 Parfut B60R 3/00
293/132
2019/0106070 A1* 4/2019 Busuioc B60R 19/22
2019/0237866 A1‡ 8/2019 Kiyokawa B60R 1/00

* cited by examiner

‡ imported from a related application




Fig. 1

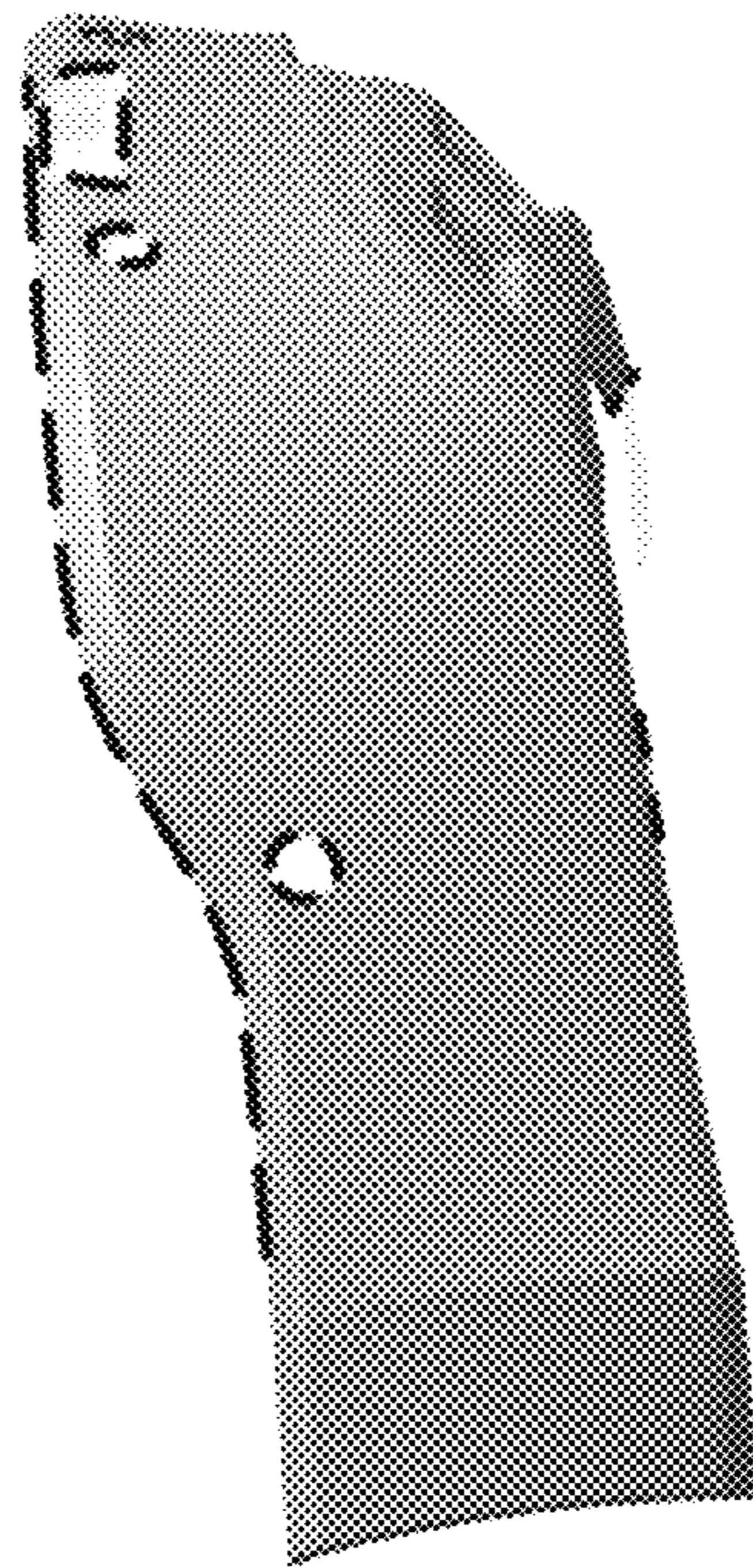


Fig. 2

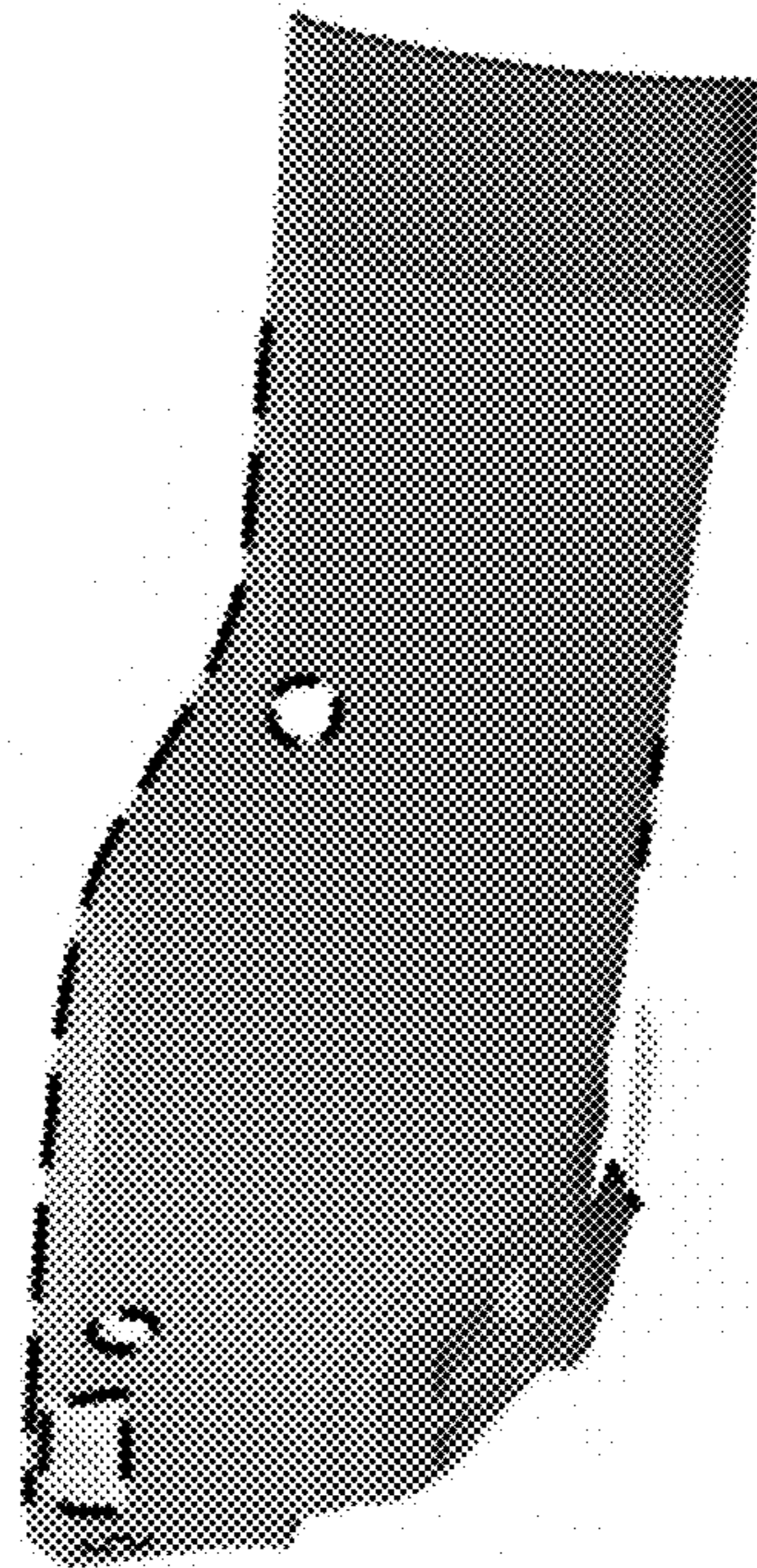


FIG. 3


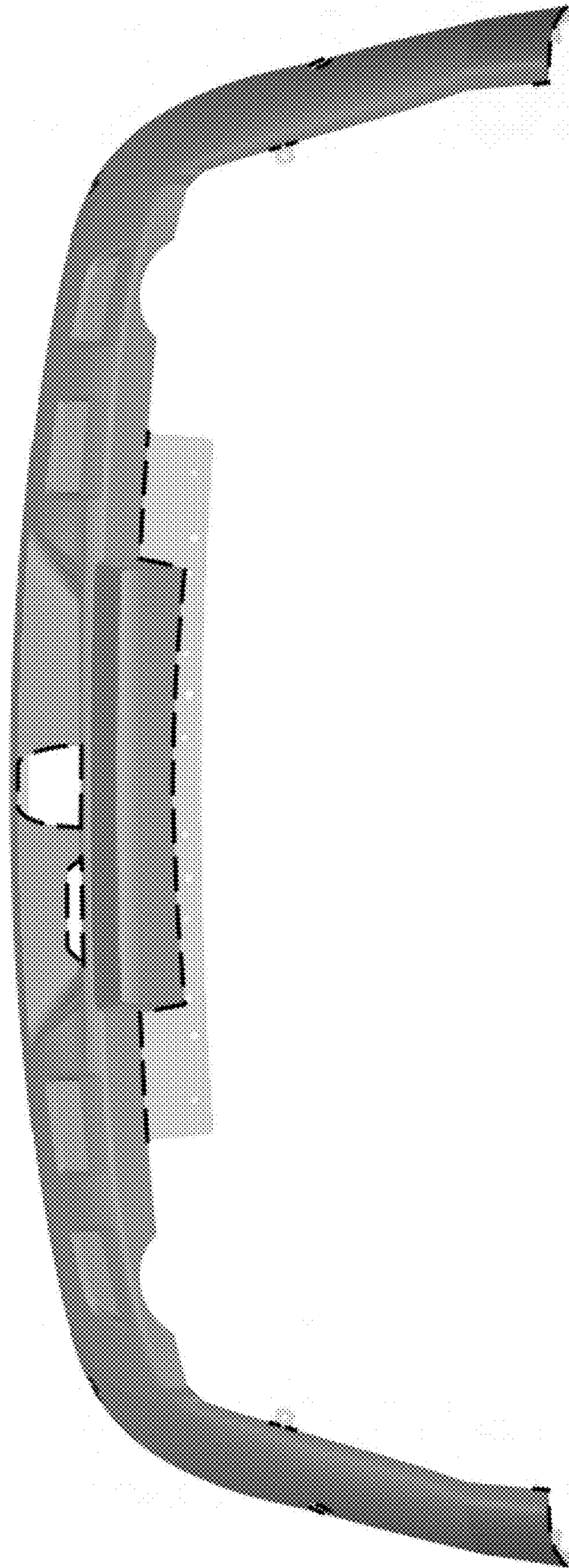


Fig. 4

Fig. 5



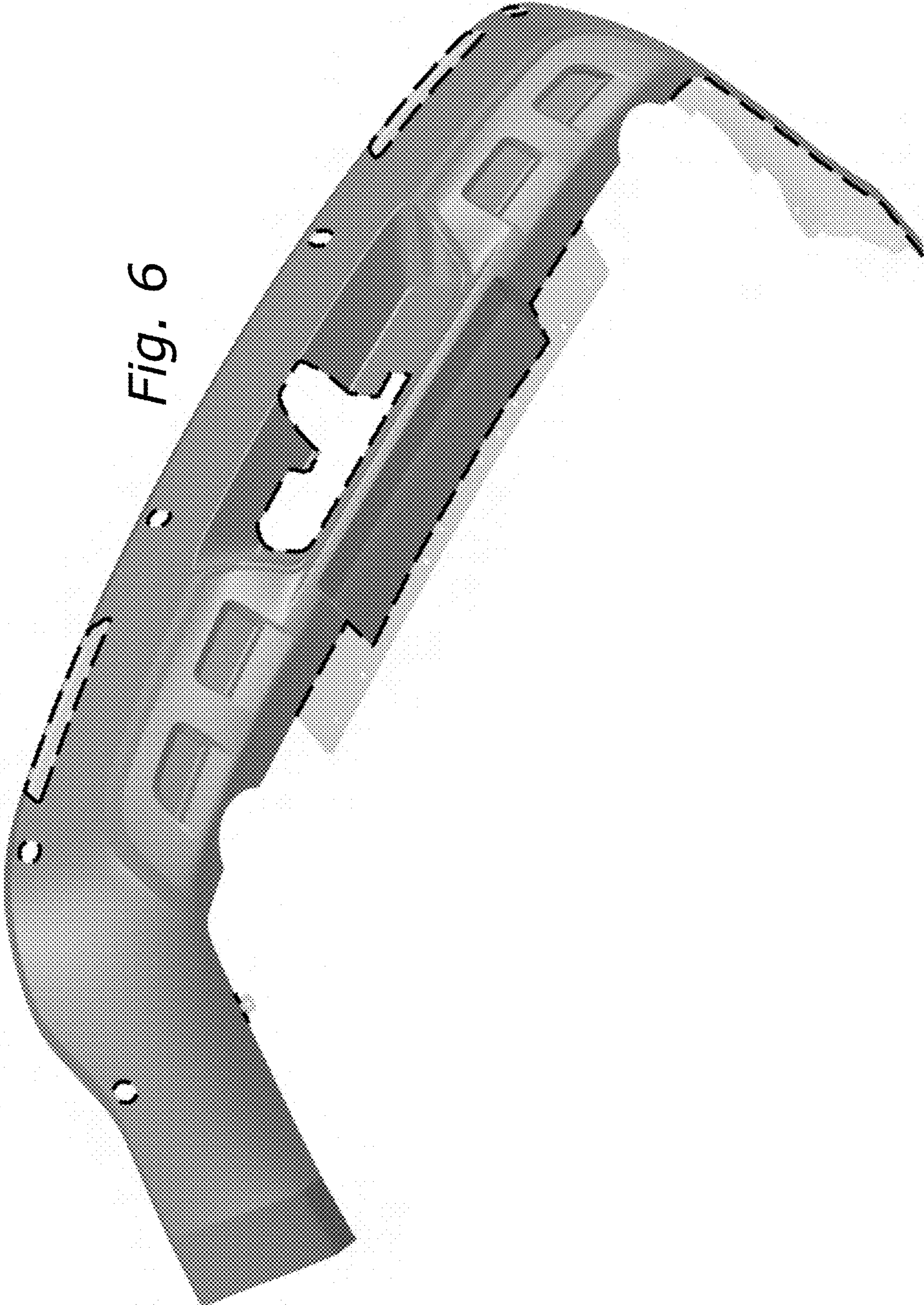


Fig. 6

