



US00D903546S

(12) **United States Design Patent**
Kim et al.

(10) **Patent No.:** **US D903,546 S**
(45) **Date of Patent:** **** Dec. 1, 2020**

(54) **VEHICLE REAR LOWER BUMPER COVER**

(71) Applicant: **Ford Global Technologies, LLC**,
Dearborn, MI (US)
(72) Inventors: **Sooyoung Kim**, Northville, MI (US);
Thomas Marminc, Ferndale, MI (US);
Damon G. Depeyster, Northville, MI
(US); **Gordon M. Platto**, Troy, MI
(US)

(73) Assignee: **Ford Global Techhnologies, LLC**,
Dearborn, MI (US)

(**) Term: **15 Years**

(21) Appl. No.: **29/723,870**

(22) Filed: **Feb. 11, 2020**

Related U.S. Application Data

(62) Division of application No. 29/650,709, filed on Jun. 8, 2018, now Pat. No. Des. 874,995.

(51) **LOC (12) Cl.** **12-16**

(52) **U.S. Cl.**
USPC **D12/169**

(58) **Field of Classification Search**
USPC D12/163, 86, 88, 90, 91, 92, 169, 171,
D12/216, 222; 296/180.1, 180.2;
293/102, 113, 115, 117, 120
CPC ... B60R 19/50; B60R 19/52; B60R 2019/525;
B60R 19/02; B60R 19/04; B60K 11/08;
B60K 11/085; B62D 25/08; B62D 25/084
See application file for complete search history.

(56) **References Cited**

U.S. PATENT DOCUMENTS

D610,503 S ‡ 2/2010 Bucher D12/16
D610,504 S * 2/2010 Bucher D12/169

D663,660 S ‡ 7/2012 Platto D12/169
D751,004 S ‡ 3/2016 Rugar D12/163
D751,008 S ‡ 3/2016 Behmer D12/16
D763,744 S * 8/2016 Behmer D12/169
D797,616 S ‡ 9/2017 Lee D12/169
D797,617 S * 9/2017 Mori D12/169
D803,738 S ‡ 11/2017 Granlund D12/169
D808,871 S ‡ 1/2018 Peat D12/169
D813,112 S ‡ 3/2018 Beermann D12/169
D813,742 S * 3/2018 McMahan D12/169
D813,756 S * 3/2018 Loeb D12/169
D818,402 S * 5/2018 Kawakami D12/169
D819,523 S ‡ 6/2018 Yamamoto D12/169
D819,524 S * 6/2018 Behmer D12/169
D832,157 S * 10/2018 Svensson D12/169
D838,636 S ‡ 1/2019 Behmer D12/169
D842,770 S * 3/2019 Kamahara D12/169
D842,771 S ‡ 3/2019 Nishii D12/169
D856,215 S * 8/2019 Peat D12/169
D856,217 S * 8/2019 Melikian D12/169
D870,003 S * 12/2019 Bucher D12/169

(Continued)

Primary Examiner — Cathron C Brooks
Assistant Examiner — Yolanda Robinson


(57) **CLAIM**

The ornamental design for a vehicle rear lower bumper cover, as shown and described.

DESCRIPTION

FIG. 1 is a front elevational view of a vehicle rear lower bumper cover, showing our new design;
FIG. 2 is a left side elevational view thereof;
FIG. 3 is a right side elevational view thereof;
FIG. 4 is a top plan view thereof;
FIG. 5 is a bottom plan view thereof;
FIG. 6 is a bottom, front and left side perspective view thereof; and,
FIG. 7 is a top, front and left side perspective view thereof.

1 Claim, 7 Drawing Sheets



(56)

References Cited

U.S. PATENT DOCUMENTS

| | | | |
|-------------------|--------|---------------------------|------------|
| D874,995 S * | 2/2020 | Kim | D12/169 |
| D886,003 S * | 6/2020 | Kusunoki | D12/169 |
| D887,919 S * | 6/2020 | Metros | D12/169 |
| 2011/0057462 A1 ‡ | 3/2011 | Wuertemberger et al. | B60R 19/18 |
| | | | 293/151 |
| 2013/0038076 A1 * | 2/2013 | Benvenuto | B60R 19/18 |
| | | | 293/120 |

* cited by examiner

‡ imported from a related application




Fig. 1

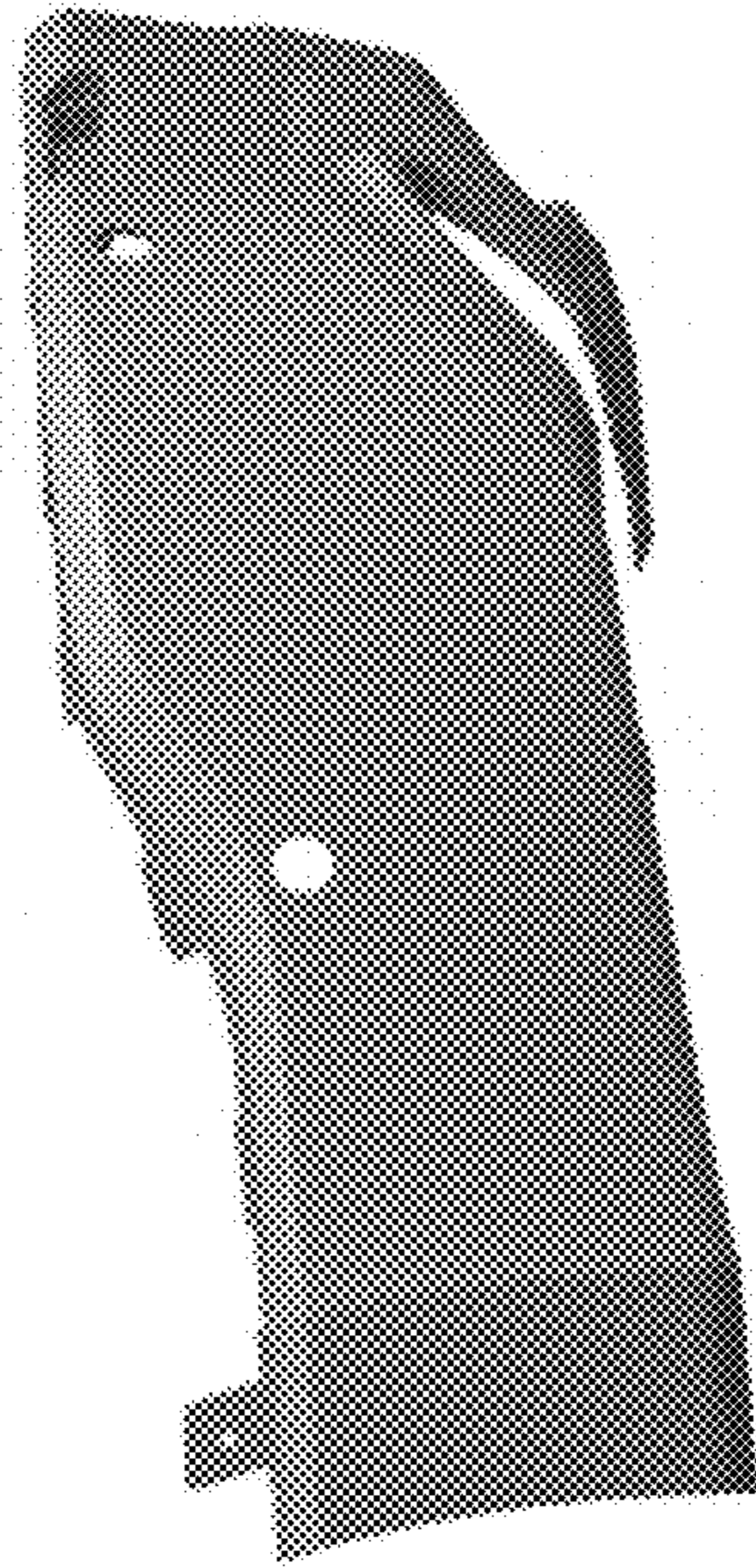


Fig. 2

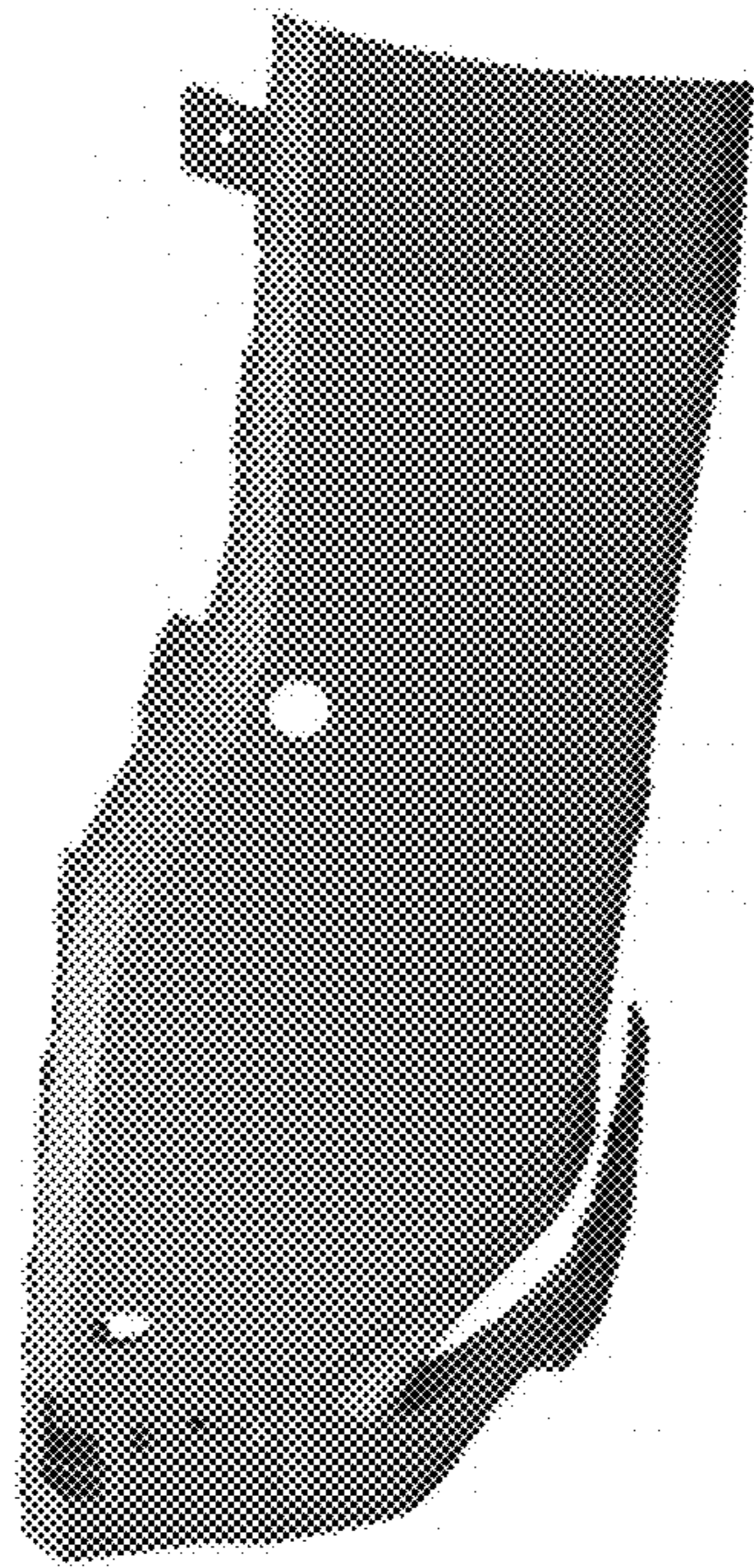


Fig. 3

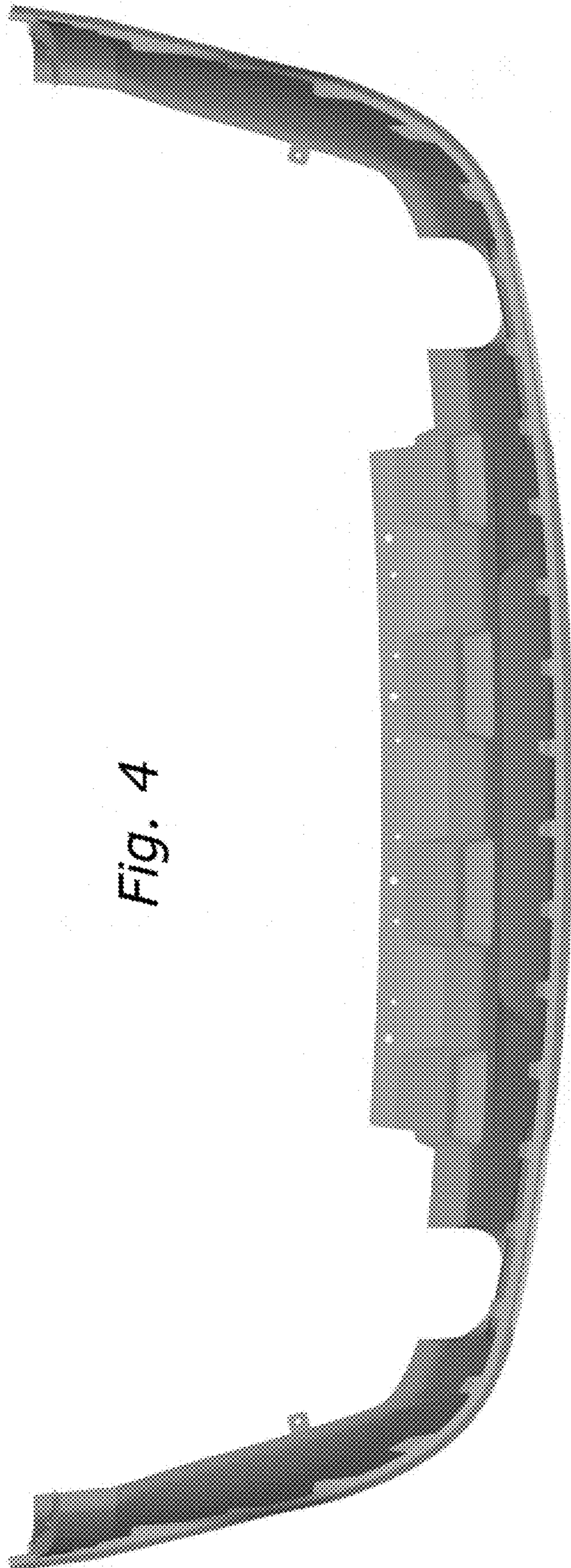


Fig. 4

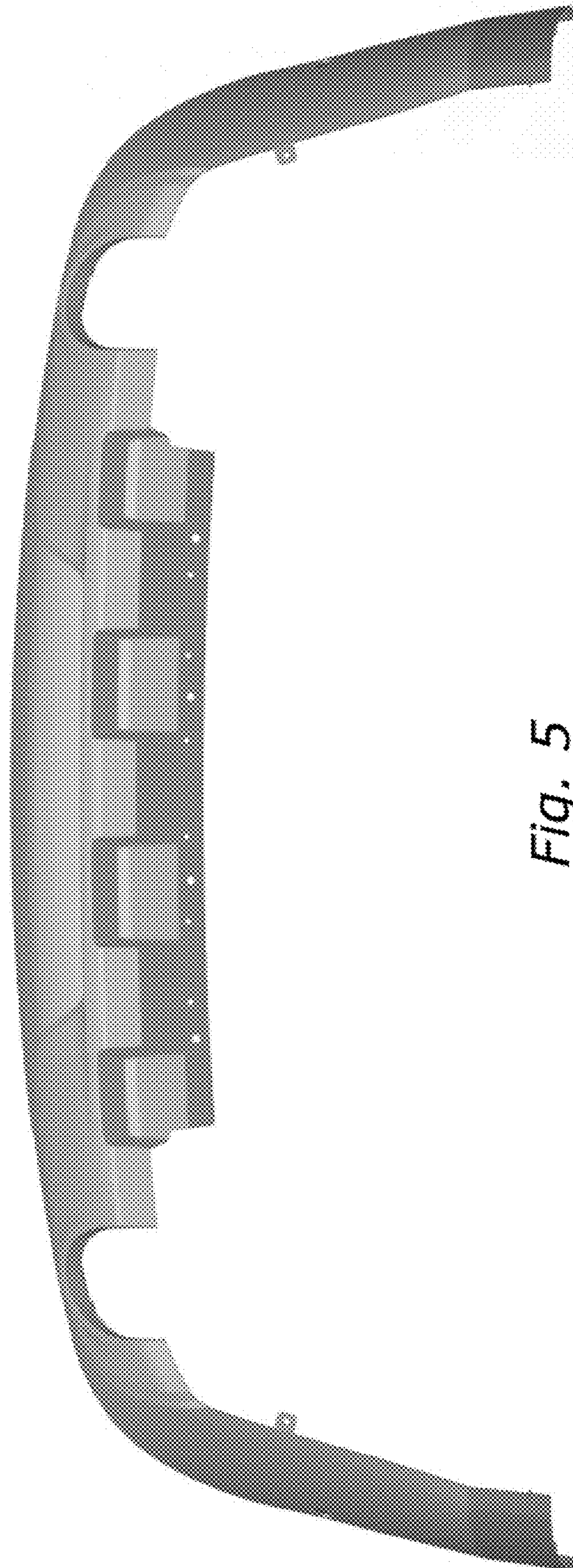


Fig. 5

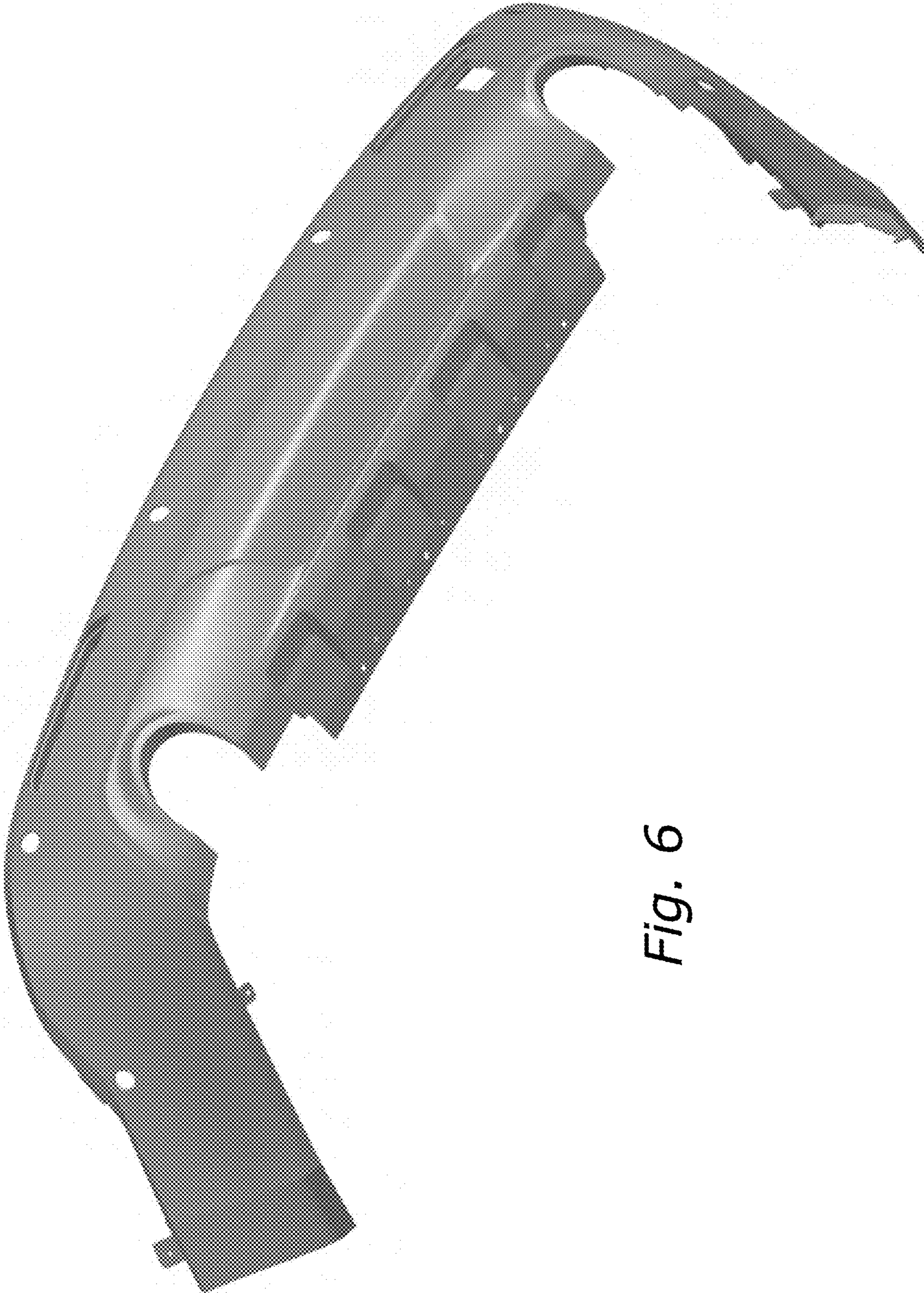


Fig. 6

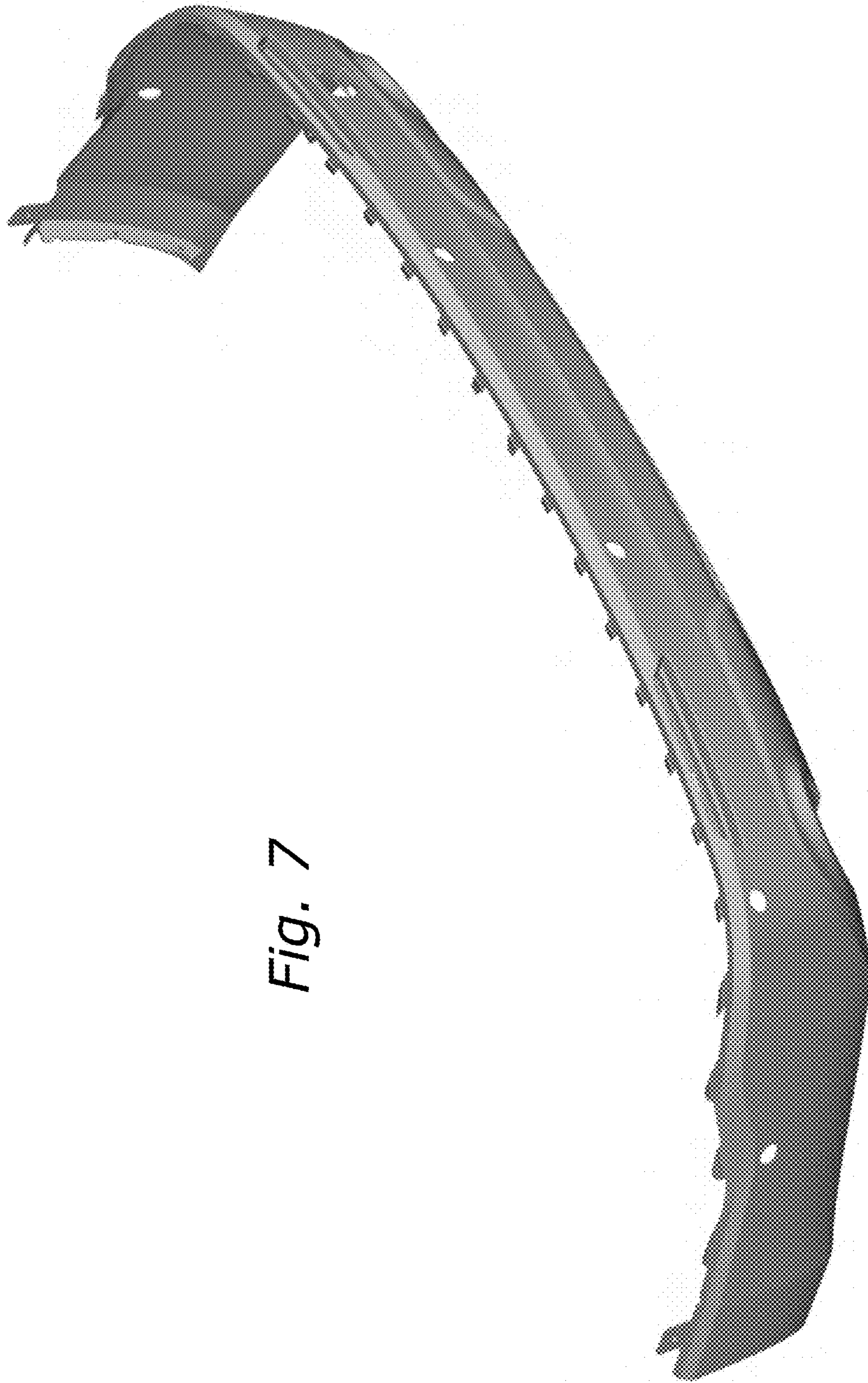


Fig. 7