



US00D903541S

(12) **United States Design Patent** (10) **Patent No.:** **US D903,541 S**
Russo et al. (45) **Date of Patent:** **** Dec. 1, 2020**

(54) **RADIATOR GRILLE FOR VEHICLE**

(56) **References Cited**

(71) Applicant: **AUDI AG**, Ingolstadt (DE)

U.S. PATENT DOCUMENTS

(72) Inventors: **Sebastiano Russo**, Ingolstadt (DE);
Andreas Joachim Koglin, Ingolstadt (DE)

D723,433 S * 3/2015 George D12/163
D790,409 S * 6/2017 Baste D12/163
D790,411 S * 6/2017 Labanowicz D12/163
D803,732 S * 11/2017 Yang D12/163
D824,814 S * 8/2018 Heyde D12/163
D853,902 S * 7/2019 Messale D12/163
D891,984 S * 8/2020 Romers D12/91

(73) Assignee: **AUDI AG**, Ingolstadt (DE)

* cited by examiner

(**) Term: **15 Years**

Primary Examiner — Melody N Brown

(21) Appl. No.: **29/694,664**

(74) *Attorney, Agent, or Firm* — Lucas & Mercanti, LLP;
Klaus P. Stoffel

(22) Filed: **Jun. 12, 2019**

(57) **CLAIM**

(30) **Foreign Application Priority Data**

The ornamental design for a radiator grille for vehicle, as shown and described.

Feb. 13, 2019 (EM) 006 246 005

DESCRIPTION

(51) **LOC (12) Cl.** **12-16**

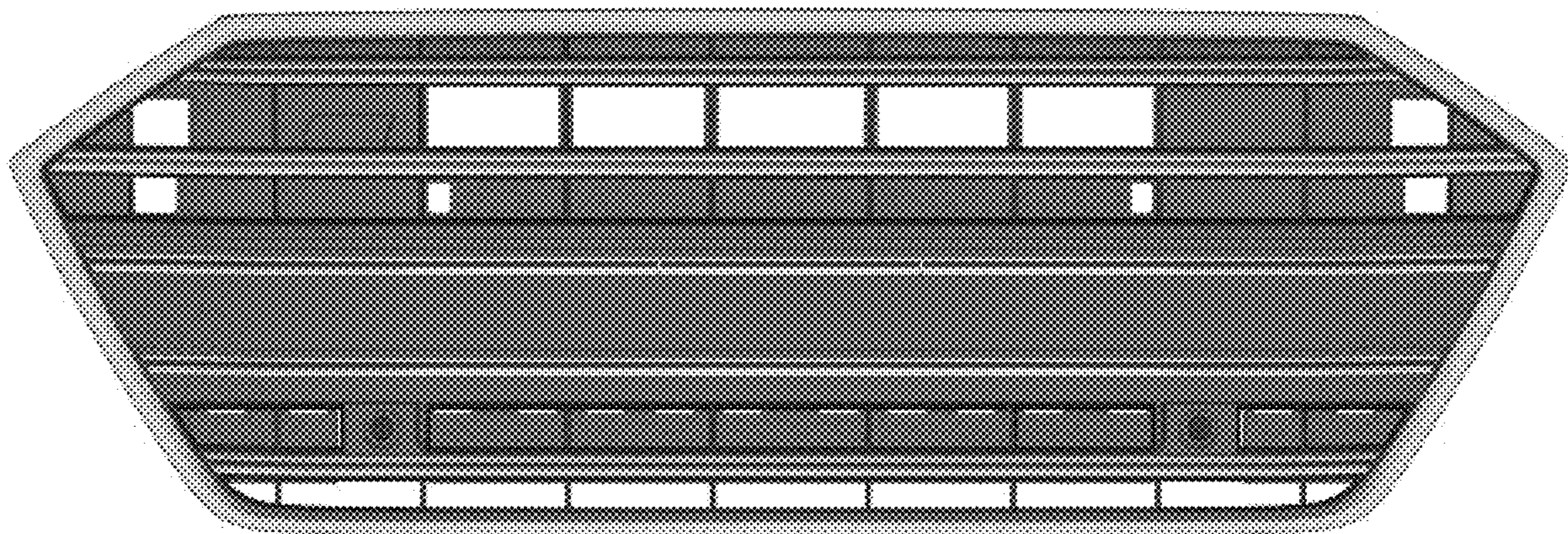
(52) **U.S. Cl.**
USPC **D12/163**

(58) **Field of Classification Search**
USPC D12/163, 196, 86, 90-92, 169, 190, 98,
D12/164; 293/102, 113, 115, 117, 120,
293/193.11; 296/180.1, 180.2; 180/68.1,
180/68.6
CPC B60R 19/52; B60K 11/08; B62D 25/08;
B62B 9/16

FIG. 1 is a front elevational view of a radiator grille for vehicle showing our new design;
FIG. 2 is a front and right side perspective view thereof;
FIG. 3 is a top plan view thereof;
FIG. 4 is a bottom plan view thereof;
FIG. 5 is a left side elevational view thereof; and,
FIG. 6 is a right side elevational view thereof.
The mounting brackets of the radiator grille in FIGS. 3-6 do not form part of the claimed design.

See application file for complete search history.

1 Claim, 4 Drawing Sheets



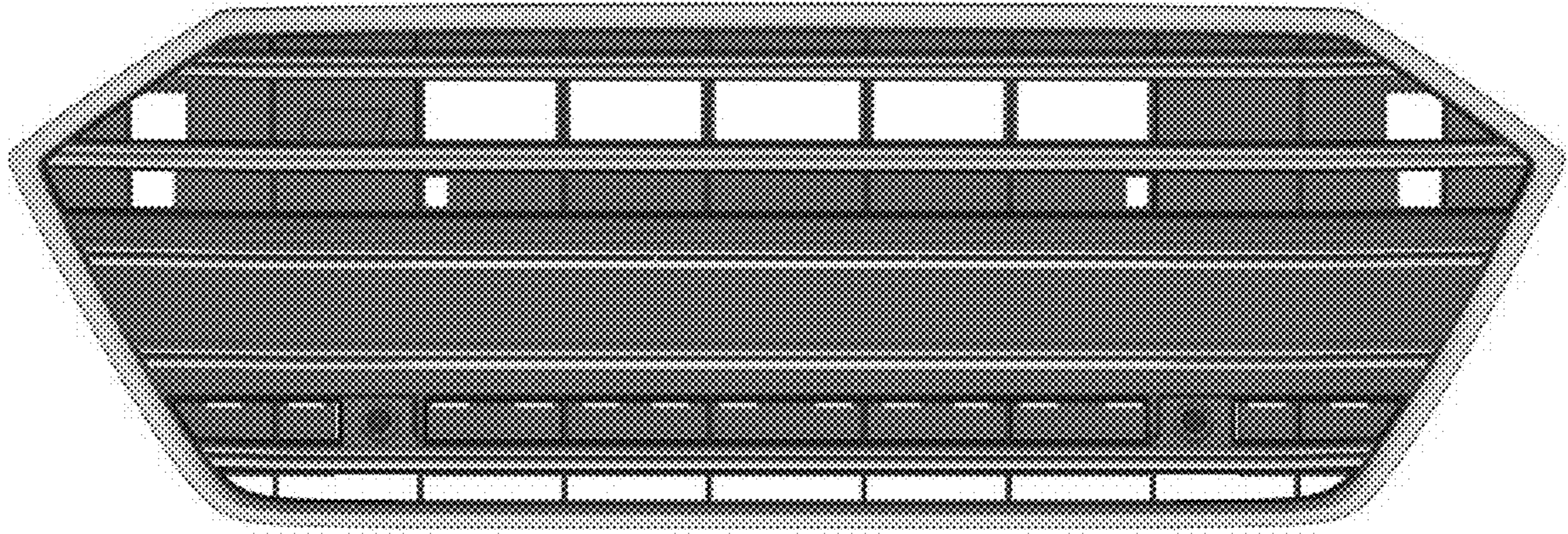


Fig. 1




Fig. 2

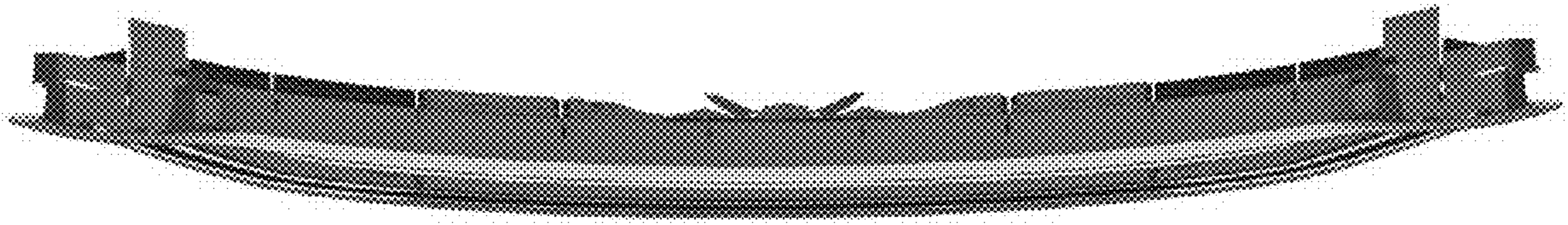


Fig. 3

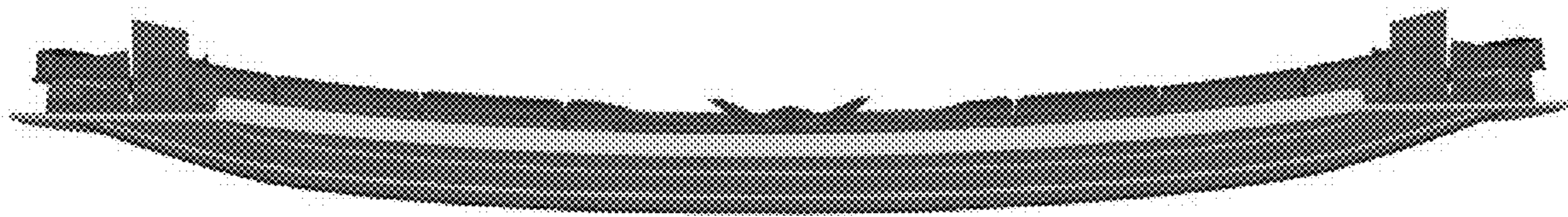


Fig. 4




Fig. 5




Fig. 6