



US00D903531S

(12) **United States Design Patent** (10) **Patent No.:** **US D903,531 S**  
**Beaven et al.** (45) **Date of Patent:** **\*\* Dec. 1, 2020**

(54) **VEHICLE**  
(71) Applicant: **Jaguar Land Rover Limited**, Coventry (GB)  
(72) Inventors: **Matthew Beaven**, Coventry (GB); **Simon Tovey**, Coventry (GB)  
(73) Assignee: **Jaguar Land Rover Limited**, Coventry (GB)  
(\*\*) Term: **15 Years**  
(21) Appl. No.: **29/677,893**  
(22) Filed: **Jan. 24, 2019**

**Related U.S. Application Data**

(62) Division of application No. 29/600,873, filed on Apr. 17, 2017, now Pat. No. Des. 840,268.

**Foreign Application Priority Data**

Oct. 17, 2016 (EM) ..... 003421767-0001  
Nov. 11, 2016 (EM) ..... 003458959-0001  
Nov. 11, 2016 (EM) ..... 003458959-0002

(51) **LOC (12) Cl.** ..... **12-08**  
(52) **U.S. Cl.**  
USPC ..... **D12/91**

(58) **Field of Classification Search**  
USPC ..... D12/86, 90-92, 88, 164; D21/424, 433, D21/434; 296/181.1-181.5, 183.1  
CPC ..... B62D 25/00; B62D 25/06; B62D 33/00; B62D 35/00  
See application file for complete search history.

(56) **References Cited**

**U.S. PATENT DOCUMENTS**

D698,697 S \* 2/2014 Winkelmann ..... D12/91  
D719,878 S \* 12/2014 Webber ..... D12/92

D725,007 S \* 3/2015 Beaven ..... D12/164  
D731,922 S \* 6/2015 Beaven ..... D12/91  
D739,305 S \* 9/2015 Gunnarson ..... D12/91  
D749,996 S \* 2/2016 Henstridge ..... D12/164  
D784,856 S \* 4/2017 Hatton ..... D12/91  
D807,788 S \* 1/2018 Hatton ..... D12/91  
D813,100 S \* 3/2018 Hatton ..... D12/92  
D840,268 S \* 2/2019 Beaven ..... D12/91  
D841,518 S \* 2/2019 Tovey ..... D12/91  
D847,024 S \* 4/2019 Patel ..... D12/91  
D859,212 S \* 9/2019 Beckles ..... D12/91  
D881,070 S \* 4/2020 Smith ..... D12/91  
D881,082 S \* 4/2020 Tovey ..... D12/164

\* cited by examiner

*Primary Examiner* — Melody N Brown

(74) *Attorney, Agent, or Firm* — Wood Herron & Evans LLP


(57) **CLAIM**

The ornamental design for a vehicle, as shown and described.

**DESCRIPTION**

FIG. 1 is a right, front perspective view of a vehicle showing our new design;  
FIG. 2 is a left, front perspective view thereof;  
FIG. 3 is a left, rear perspective view thereof;  
FIG. 4 is a right, rear perspective view thereof;  
FIG. 5 is a front view thereof;  
FIG. 6 is a rear view thereof;  
FIG. 7 is a left side view thereof;  
FIG. 8 is a right side view thereof; and,  
FIG. 9 is a top view thereof.  
The portions of the vehicle shown throughout the drawing views in broken lines are for environmental and illustrative purposes and form no part of the claimed design.

**1 Claim, 9 Drawing Sheets**





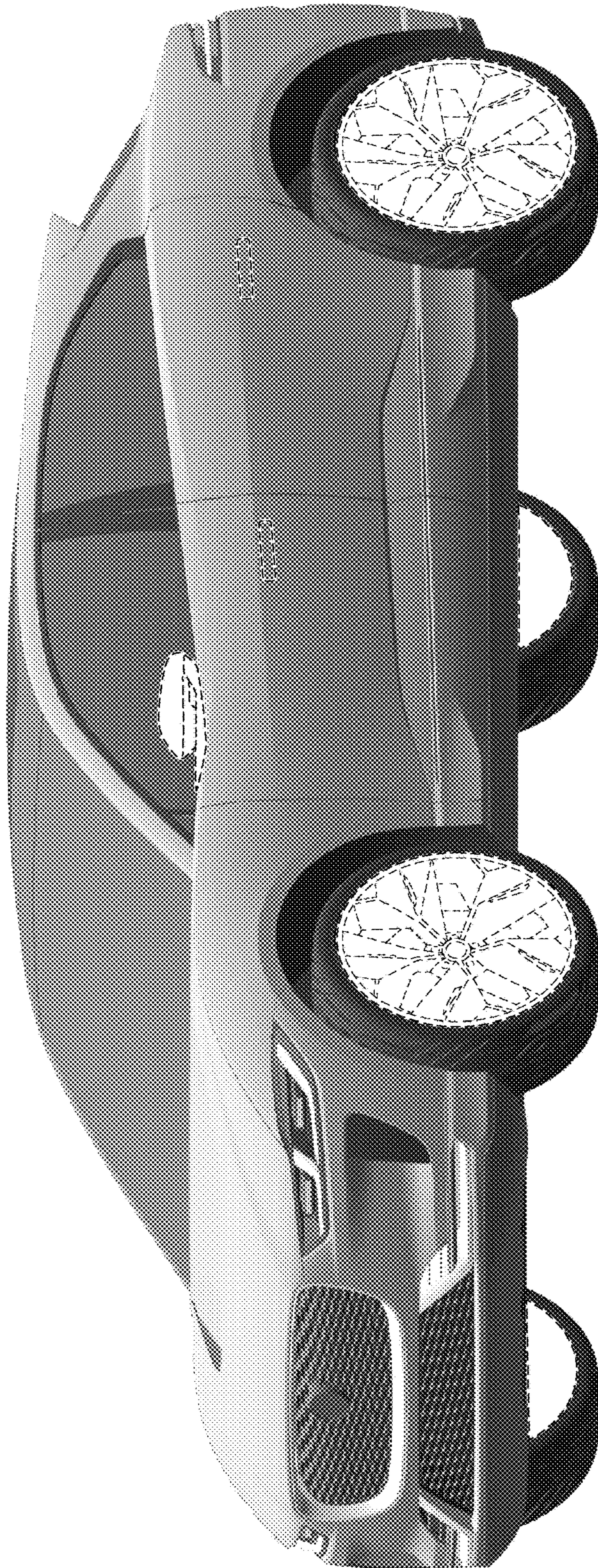


FIG. 1



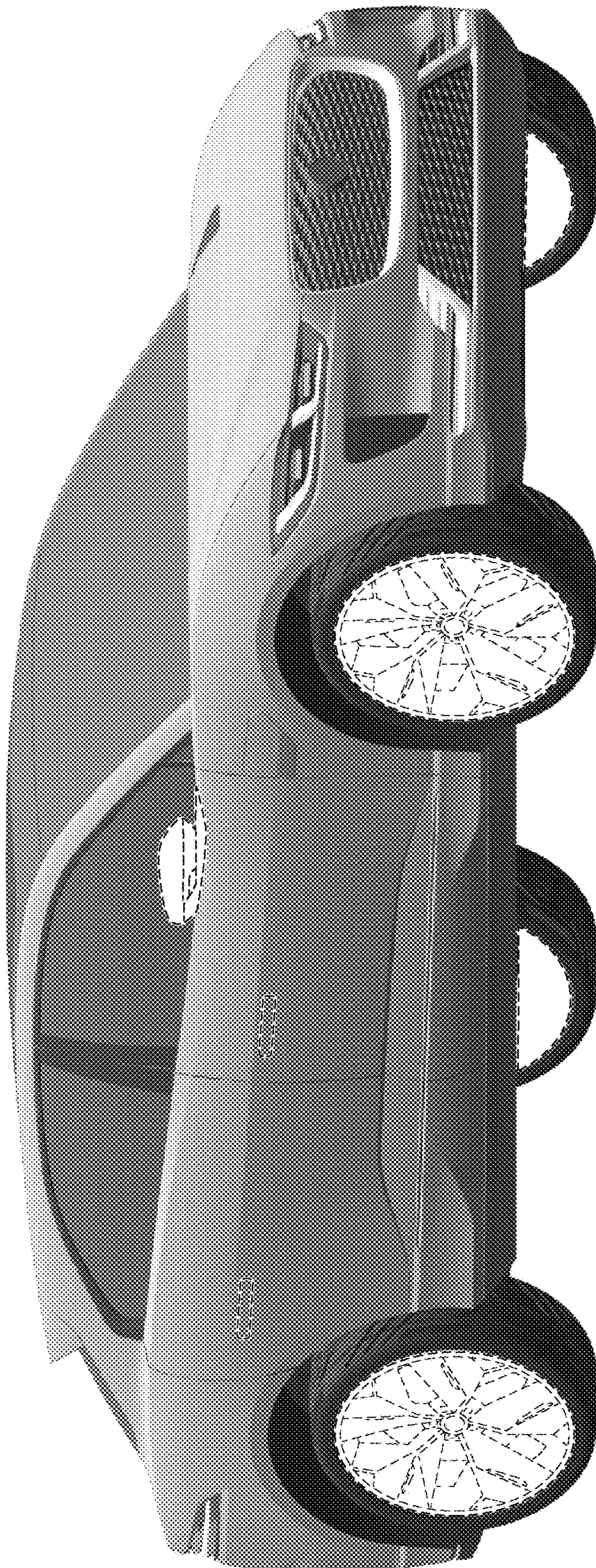


FIG. 2



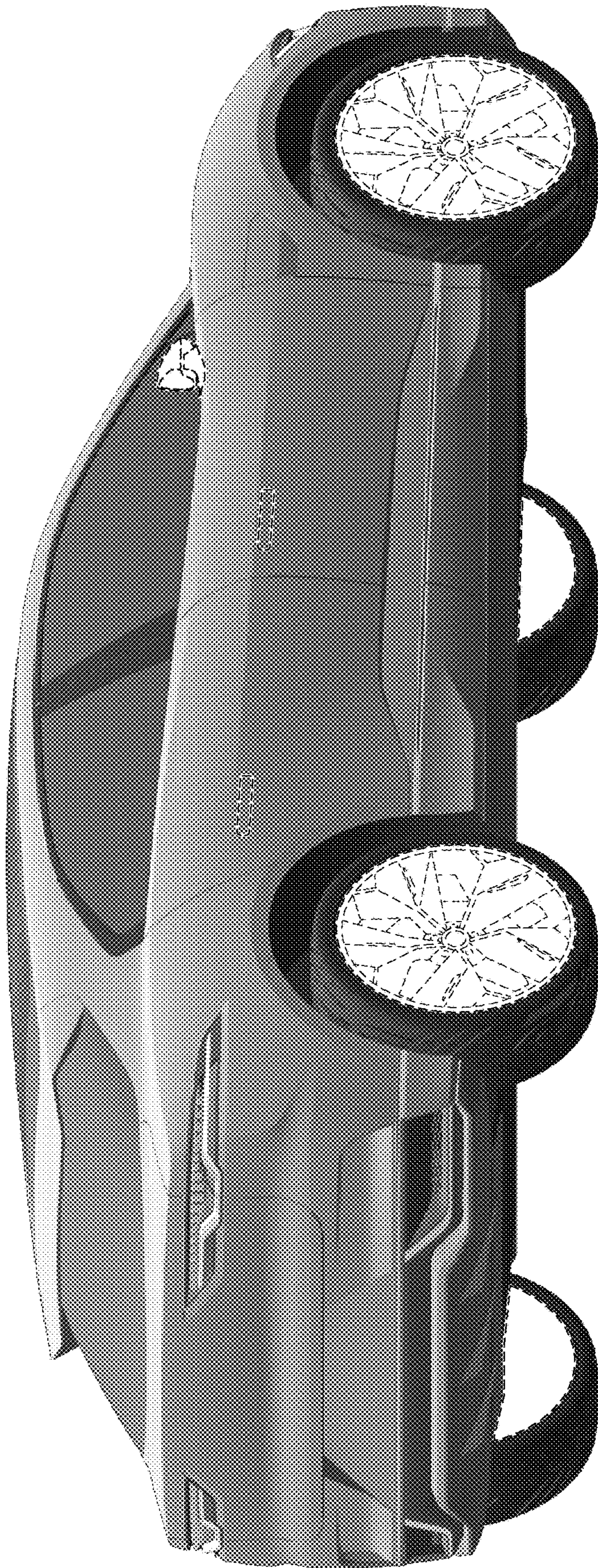


FIG. 3






FIG. 4





FIG. 5






FIG. 6






FIG. 7






FIG. 8






FIG. 9