



US00D903519S

(12) **United States Design Patent** (10) **Patent No.:** **US D903,519 S**
Gao (45) **Date of Patent:** **** Dec. 1, 2020**

(54) **FACE FOR WATCH AND CLOCK**

(56) **References Cited**

(71) Applicant: **Youjun Gao**, Shanghai (CN)

U.S. PATENT DOCUMENTS

(72) Inventor: **Youjun Gao**, Shanghai (CN)

D159,421	S	*	7/1950	Kaufman	D10/8
D163,797	S	*	7/1951	Fargo	D10/124
D193,659	S	*	9/1962	Matricardi	D19/64
3,148,500	A	*	9/1964	Hayes	G04B 45/0061 368/80
D235,421	S	*	6/1975	Pitrelli	D10/39
D239,439	S	*	4/1976	Davis	D10/39
D243,444	S	*	2/1977	Miller	D10/8
D301,313	S	*	5/1989	Petrilli	D10/126
D340,419	S	*	10/1993	Dauth	D10/122
D351,359	S	*	10/1994	Kaneko	D10/126
D656,855	S	*	4/2012	Cronson	D10/126
10,496,259	B2	*	12/2019	Wilson	G06F 3/04842

(**) Term: **15 Years**

(21) Appl. No.: **29/668,871**

(22) Filed: **Nov. 2, 2018**

(30) **Foreign Application Priority Data**

May 15, 2018 (CN) 2018 3 0220593

(51) **LOC (12) Cl.** **10-07**

(52) **U.S. Cl.**
USPC **D10/126**

(58) **Field of Classification Search**
USPC D10/1-2, 22, 30-39, 40-41, 122-126,
D10/128, 129, 132
CPC G04B 19/00; G04B 19/02; G04B 19/025;
G04B 19/04; G04B 19/042; G04B
19/044; G04B 19/046; G04B 19/23;
G04B 19/18; G04B 19/06; G04B 19/065;
G04B 19/08; G04B 19/082; G04B
19/085; G04B 19/087; G04B 19/10;
G04B 19/103; G04B 19/106; G04B
19/12; G04B 19/166; G04B 19/20; G04B
19/22; G04B 19/262; G04B 19/264;
G04B 37/00; G04B 37/008; G04B 45/00;
G04B 45/0069; G04B 45/0076; G04B
47/00; G04B 47/048; G04B 5/04; G04B
5/06; G04B 5/08; G04B 5/10; G04B
5/12; G04B 5/14; G04B 5/16; G04B
5/18; G04B 19/223; G04B 19/283; G09B
19/12; G07C 1/28; G04F 7/0861

See application file for complete search history.

* cited by examiner

Primary Examiner — Sandra Snapp

Assistant Examiner — Katherine Glennon

(74) *Attorney, Agent, or Firm* — Ware, Fressola, Maguire & Barber LLP

(57) **CLAIM**

I claim the ornamental design for a face for watch and clock, as shown and described.

DESCRIPTION

FIG. 1 is a front elevation view of a face for watch and clock showing my new design;
FIG. 2 is a front elevation view thereof, shown in an exemplary environment;
FIG. 3 is a front elevation view thereof, shown without broken lines on the dial for ease of illustration; and,
FIG. 4 is a front elevation view thereof.
The broken lines illustrate environmental structure only and form no part of the claimed design. The parallel lines are surface shading used to indicate the flat character of the claimed design. The claimed design is a flat surface.

1 Claim, 4 Drawing Sheets






FIG. 1

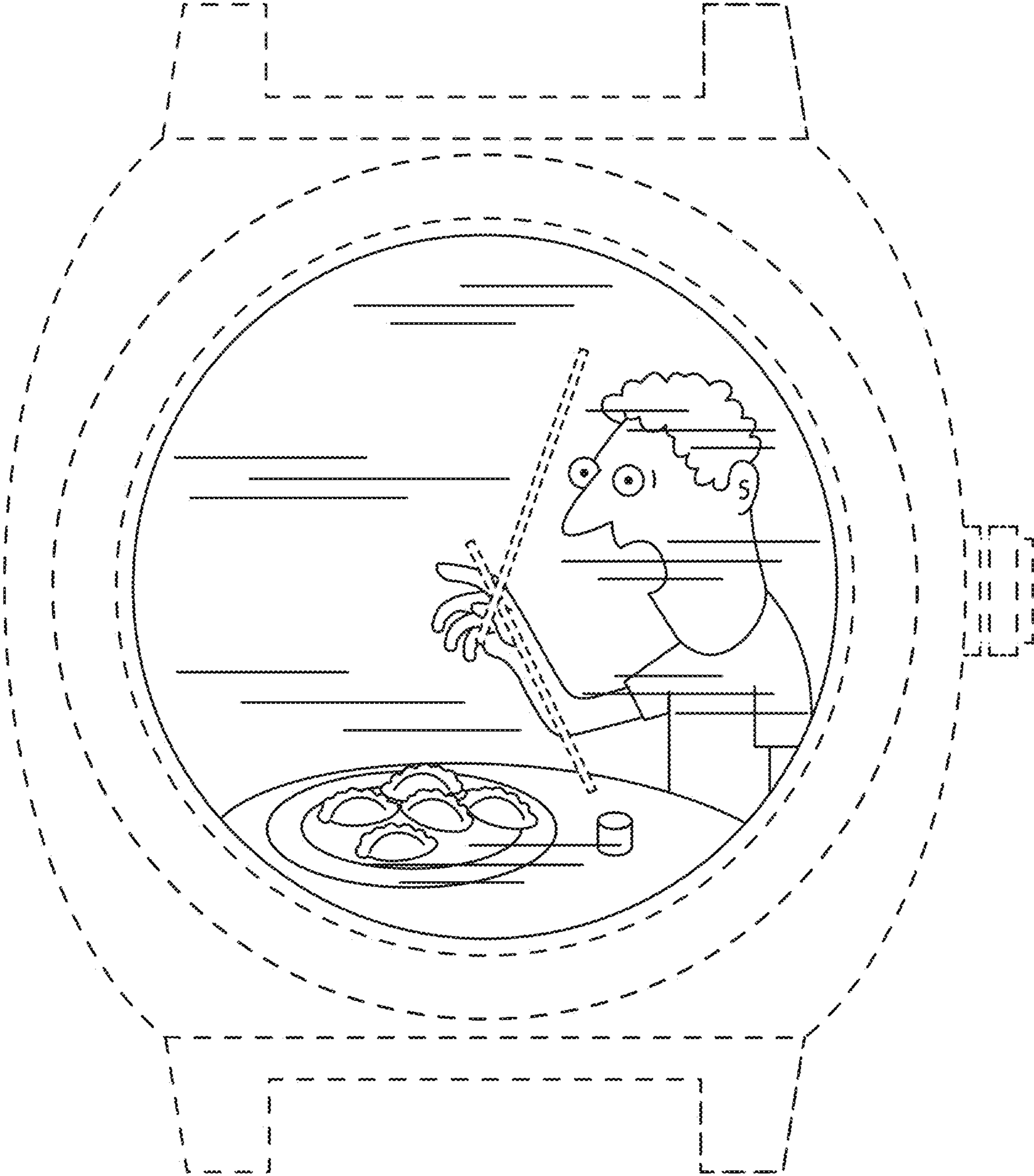


FIG. 2



FIG. 3




FIG. 4