



US00D903510S

(12) **United States Design Patent** (10) **Patent No.:** **US D903,510 S**  
**Barbedette et al.** (45) **Date of Patent:** **\*\* \*Dec. 1, 2020**

(54) **WATCH**

G04B 19/10; G04B 19/103; G04B 19/106; G04B 19/24; G04B 19/241; G04B 19/243

(71) Applicant: **WITHINGS**, Issy-les-Moulineaux (FR)

See application file for complete search history.

(72) Inventors: **Thibaut Barbedette**, Paris (FR);  
**Thomas Droze**, Paris (FR)

(56) **References Cited**

U.S. PATENT DOCUMENTS

(\*) Notice: This patent is subject to a terminal disclaimer.

D522,885 S *	6/2006	Le .....	D10/32
D604,654 S *	11/2009	Calvani .....	D11/1
D718,152 S *	11/2014	Gueit .....	D10/32
D759,511 S *	6/2016	Belamich .....	D10/126
D760,604 S *	7/2016	Duport .....	D10/126
D791,632 S *	7/2017	Lintz .....	D10/126
D836,466 S *	12/2018	Shi .....	D10/32
D856,164 S *	8/2019	Berneron .....	D10/39
D856,165 S *	8/2019	Berneron .....	D10/39
D856,824 S *	8/2019	Berneron .....	D10/39

(\*\*) Term: **15 Years**

(21) Appl. No.: **35/507,031**

(22) Filed: **Dec. 31, 2018**

\* cited by examiner

(80) **Hague Agreement Data**

Int. Filing Date: **Dec. 31, 2018**

Int. Reg. No.: **DM/201314**

Int. Reg. Date: **Dec. 31, 2018**

Int. Reg. Pub. Date: **Jul. 5, 2019**

*Primary Examiner* — George D. Kirschbaum  
*Assistant Examiner* — Joseph J Kukella

(51) **LOC (12) Cl.** ..... **10-02**

(57) **CLAIM**

The ornamental design for watch, as shown and described.

(52) **U.S. Cl.**

**DESCRIPTION**

USPC ..... **D10/32**

(58) **Field of Classification Search**

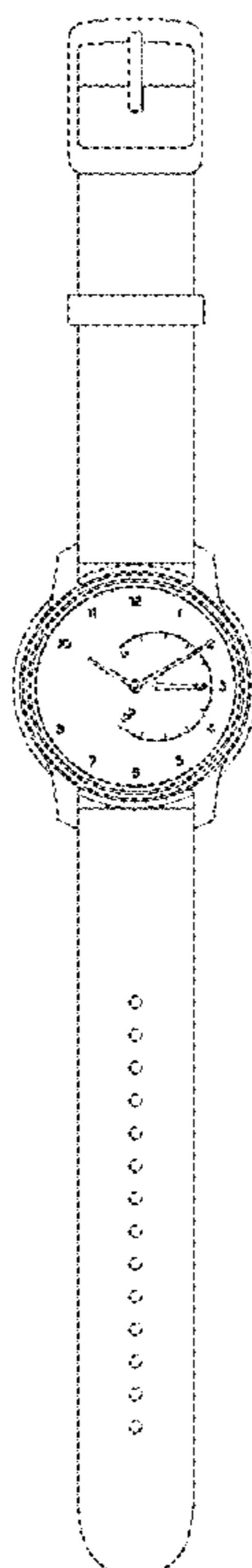
USPC ..... D10/1, 2, 10, 30-33, 36-39, 98, 99,  
D10/122-124, 126-128, 132; D11/3;  
D14/344

CPC ..... G04B 19/00; G04B 19/04; G04B 19/042;  
G04B 19/046; G04B 19/048; G04B  
19/06; G04B 19/065; G04B 19/08; G04B  
19/082; G04B 19/085; G04B 19/087;

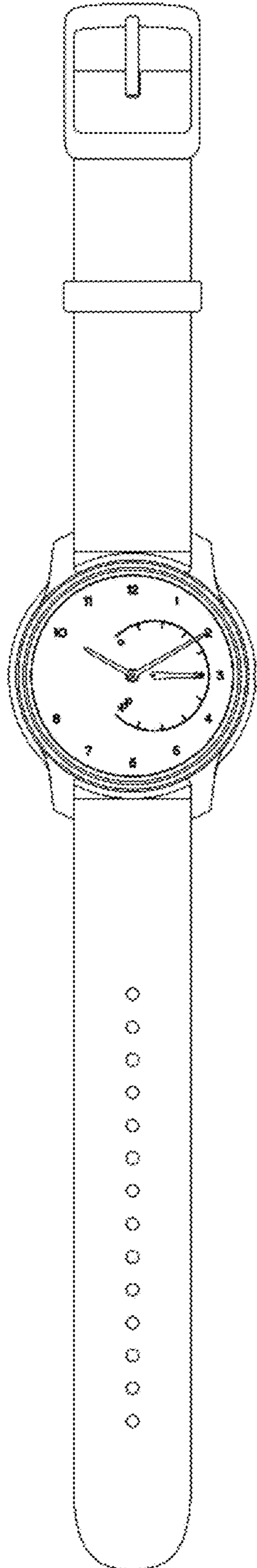
1. Watch

FIG. 1.1 is a front view of a watch showing our new design;  
FIG. 1.2 is a right side view thereof;  
FIG. 1.3 is a left side view thereof;  
FIG. 1.4 is a back view thereof;  
FIG. 1.5 is a bottom view thereof; and  
FIG. 1.6 is a top view thereof.

**1 Claim, 6 Drawing Sheets**



**1.1**



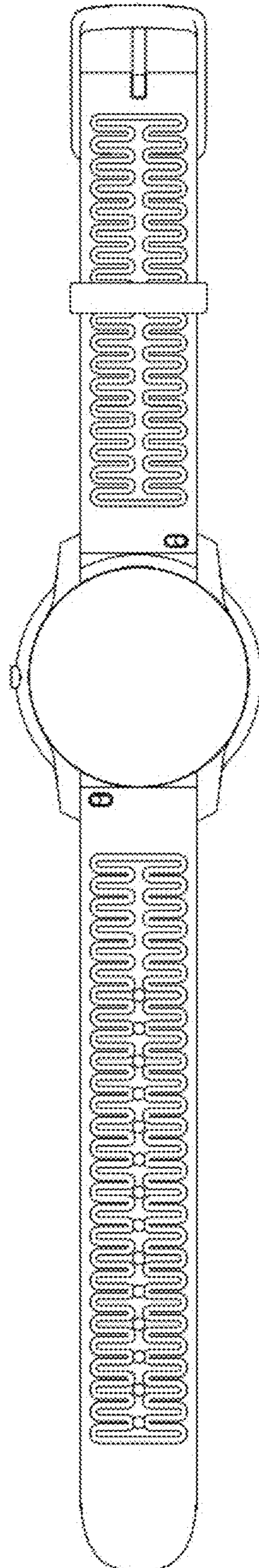
# 1.2



# 1.3



1.4



1.5



**1.6**

