



US00D903460S

(12) **United States Design Patent** (10) **Patent No.:** **US D903,460 S**
Marfione (45) **Date of Patent:** **** Dec. 1, 2020**

(54) **POCKET KNIFE**
(71) Applicant: **Anthony Louis Marfione**, Fletcher, NC (US)
(72) Inventor: **Anthony Louis Marfione**, Fletcher, NC (US)
(**) Term: **15 Years**
(21) Appl. No.: **29/706,020**
(22) Filed: **Sep. 17, 2019**
(51) **LOC (12) Cl.** **08-03**
(52) **U.S. Cl.**
USPC **D8/99**
(58) **Field of Classification Search**
USPC D8/98, 99, 100, 105, 107; D22/118
CPC B26B 5/001; B26B 5/003; B26B 11/00;
B26B 1/08; B26B 1/02; B26B 1/10;
B26B 1/04; B26B 1/042; B26B 1/048;
B26B 3/08; B26B 29/06
See application file for complete search history.

10,220,527 B1 3/2019 Marfione
D870,532 S * 12/2019 Marfione D8/99
D871,187 S * 12/2019 Marfione D8/99
D871,887 S * 1/2020 Marfione D8/99
D889,239 S * 7/2020 Marfione D8/99
2007/0175045 A1* 8/2007 McHenry B26B 1/08
30/162
2008/0222895 A1* 9/2008 Marfione B26B 1/10
30/151
2008/0222897 A1* 9/2008 Marfione B26B 1/08
30/162
2009/0235534 A1* 9/2009 Chu B26B 1/10
30/162
2014/0101943 A1* 4/2014 Chu B26B 1/08
30/162
2014/0173911 A1* 6/2014 Chu B26B 1/08
30/162

* cited by examiner

Primary Examiner — Philip S Hyder
(74) *Attorney, Agent, or Firm* — Steve LeBlanc, LLC

(57) **CLAIM**

The ornamental design for a pocket knife, as shown and described.

(56) **References Cited**

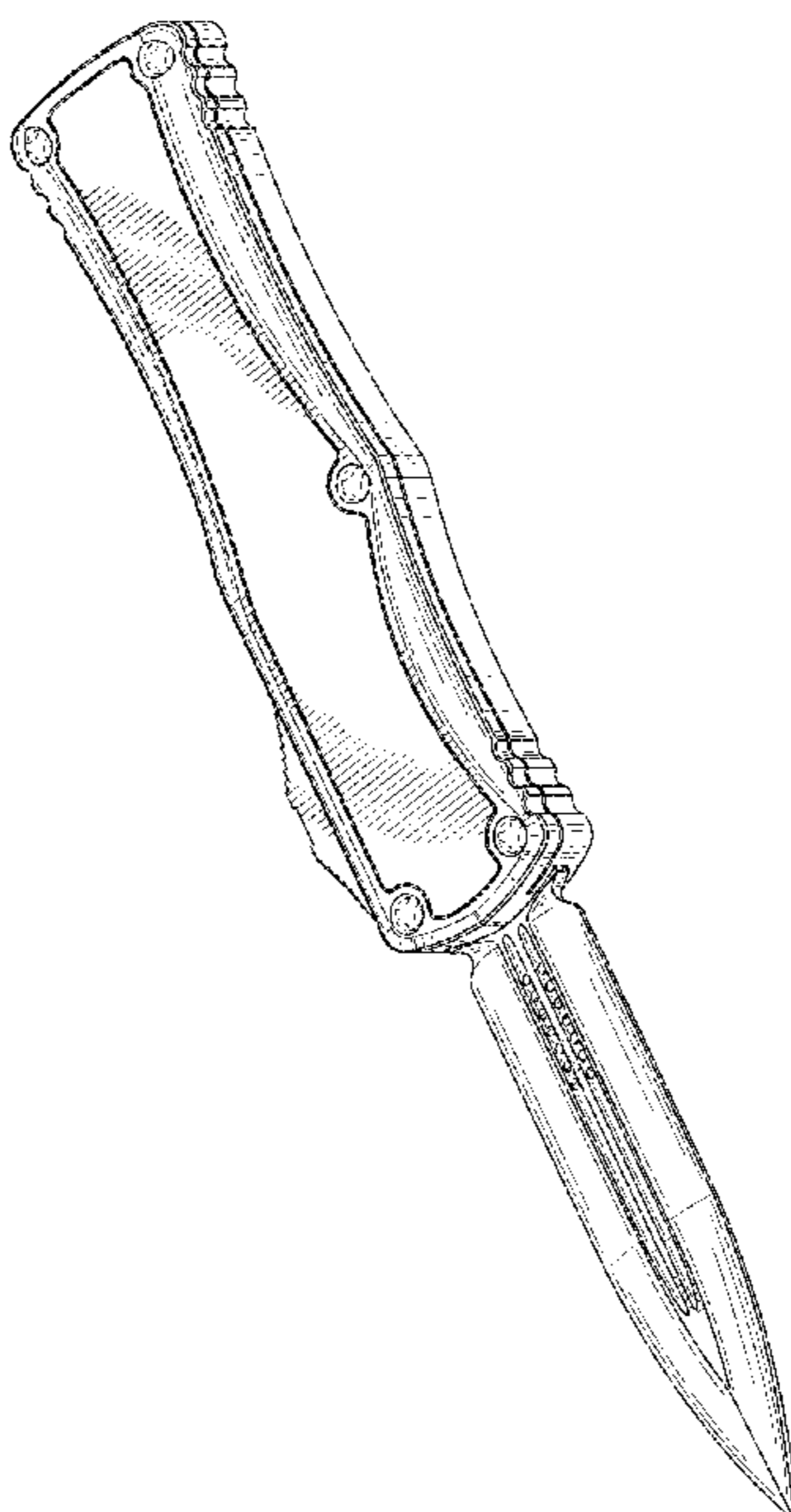
U.S. PATENT DOCUMENTS

6,085,423 A * 7/2000 Marifone B26B 1/08
30/151
D510,514 S * 10/2005 Ray D8/99
D560,994 S * 2/2008 Green D8/99
7,562,455 B2 7/2009 McHenry
7,574,804 B2 8/2009 Bezold
8,595,941 B2* 12/2013 Lee B26B 1/08
30/151
8,671,578 B1 3/2014 Frazer
9,375,854 B2 6/2016 Chu
9,498,889 B1 11/2016 Hawk
D796,932 S 9/2017 Sung
9,764,485 B1 9/2017 Hawk
D810,540 S 2/2018 Marfione

DESCRIPTION

FIG. 1 is a front perspective view of a pocket knife, showing my new design;
FIG. 2 is a front elevation view thereof;
FIG. 3 is a rear elevation view thereof;
FIG. 4 is a right side elevation view thereof;
FIG. 5 is a left side elevation view thereof
FIG. 6 is a top plan view thereof; and,
FIG. 7 is a bottom plan view thereof.
The broken lines shown in FIGS. 1-7 depict portions of the pocket knife in which the design is embodied that form no part of the claimed design.

1 Claim, 4 Drawing Sheets



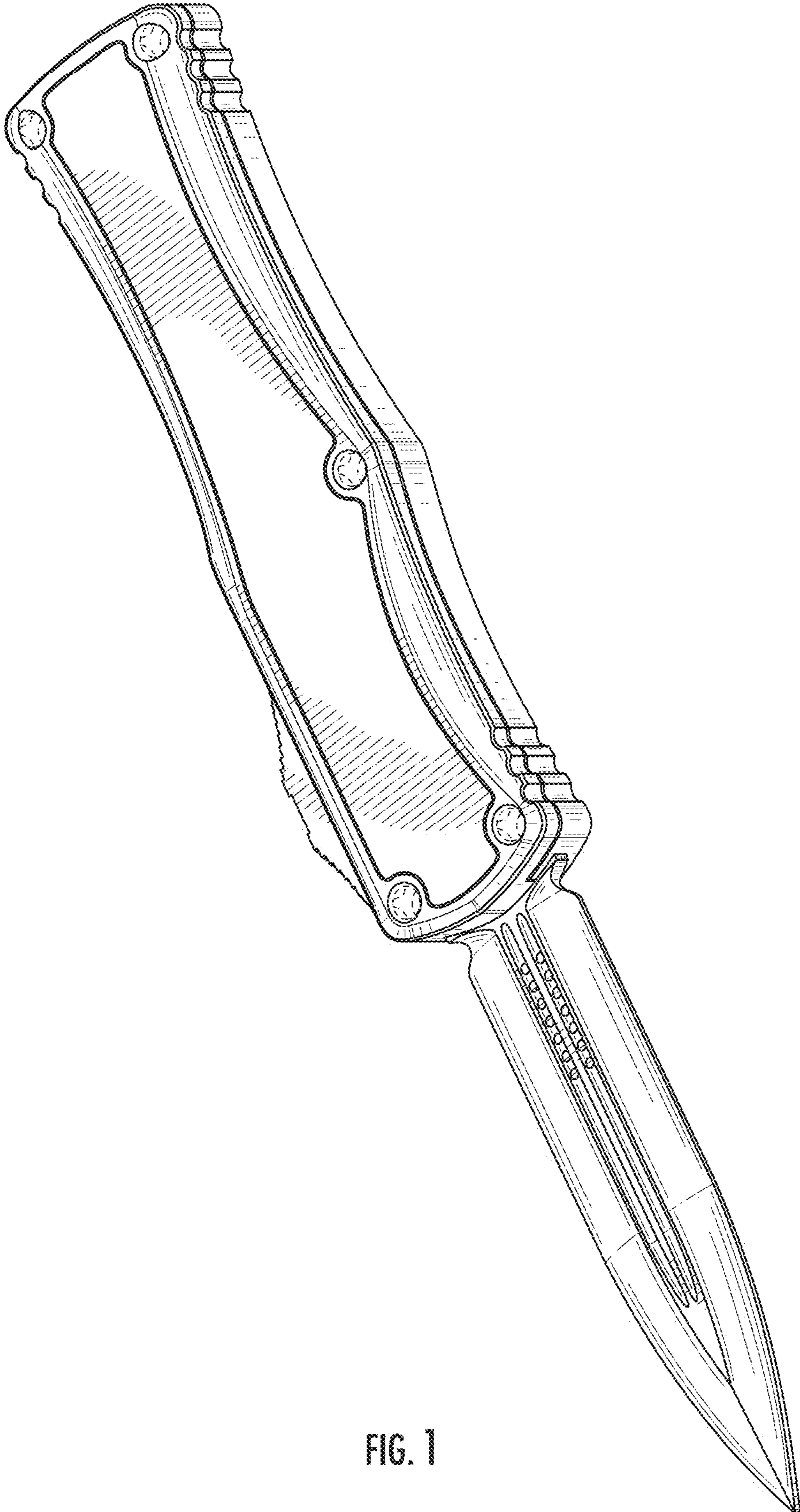


FIG. 1

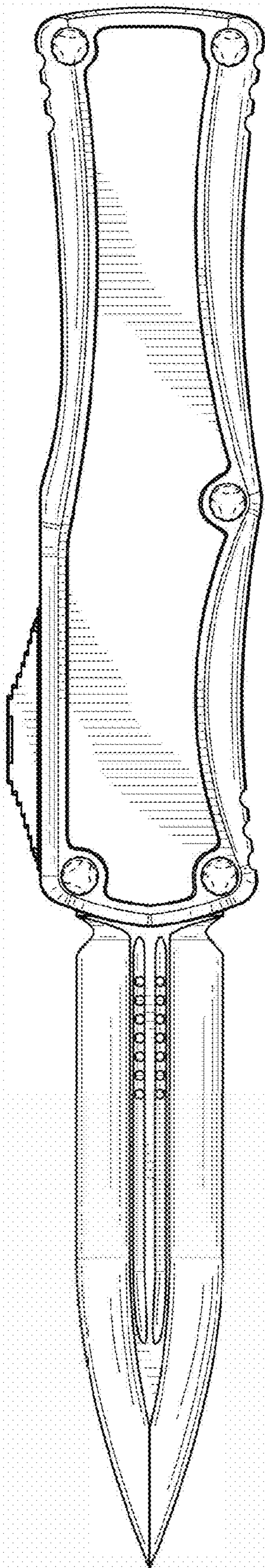


FIG. 2

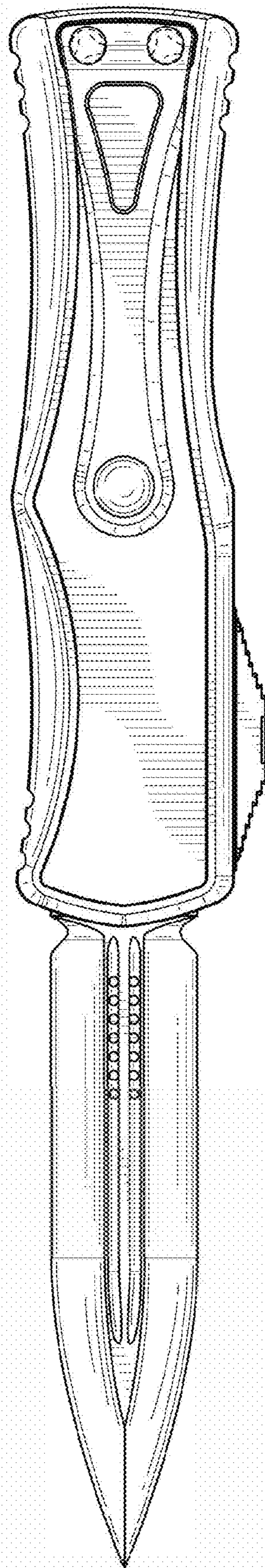


FIG. 3




FIG. 4

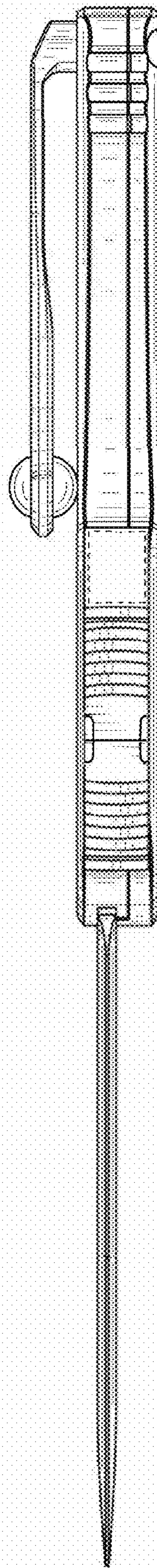


FIG. 5

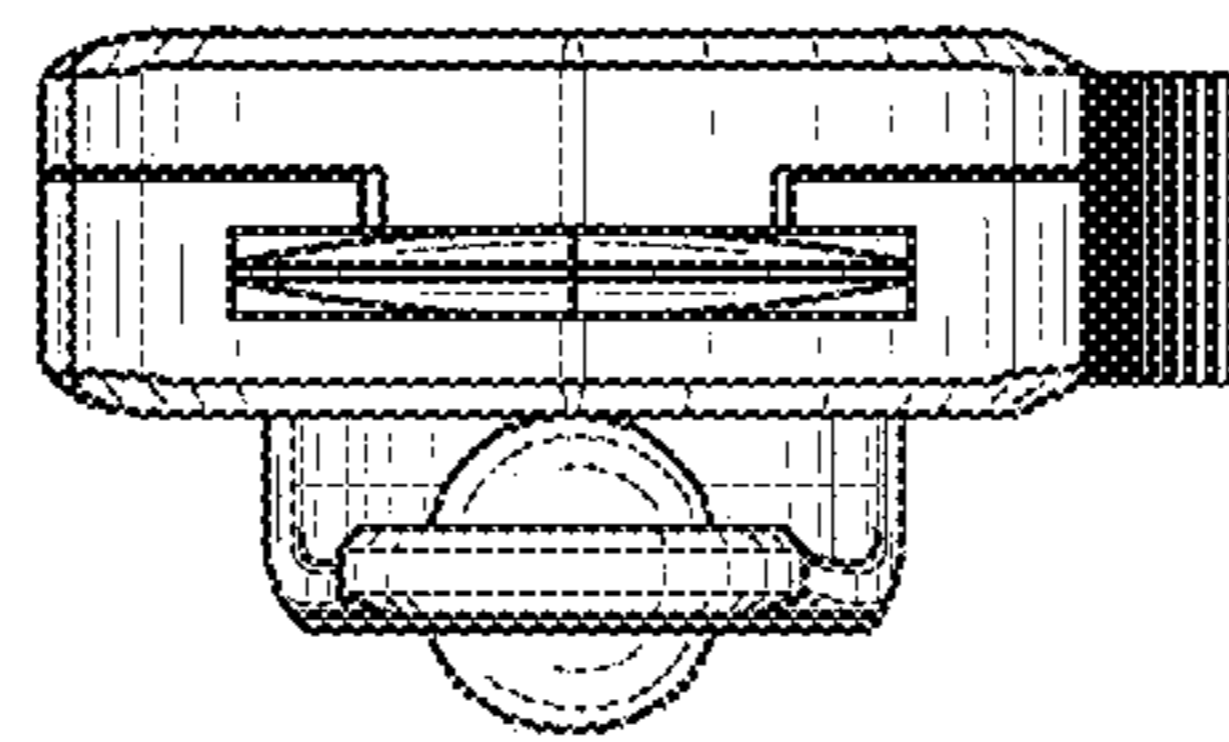


FIG. 6

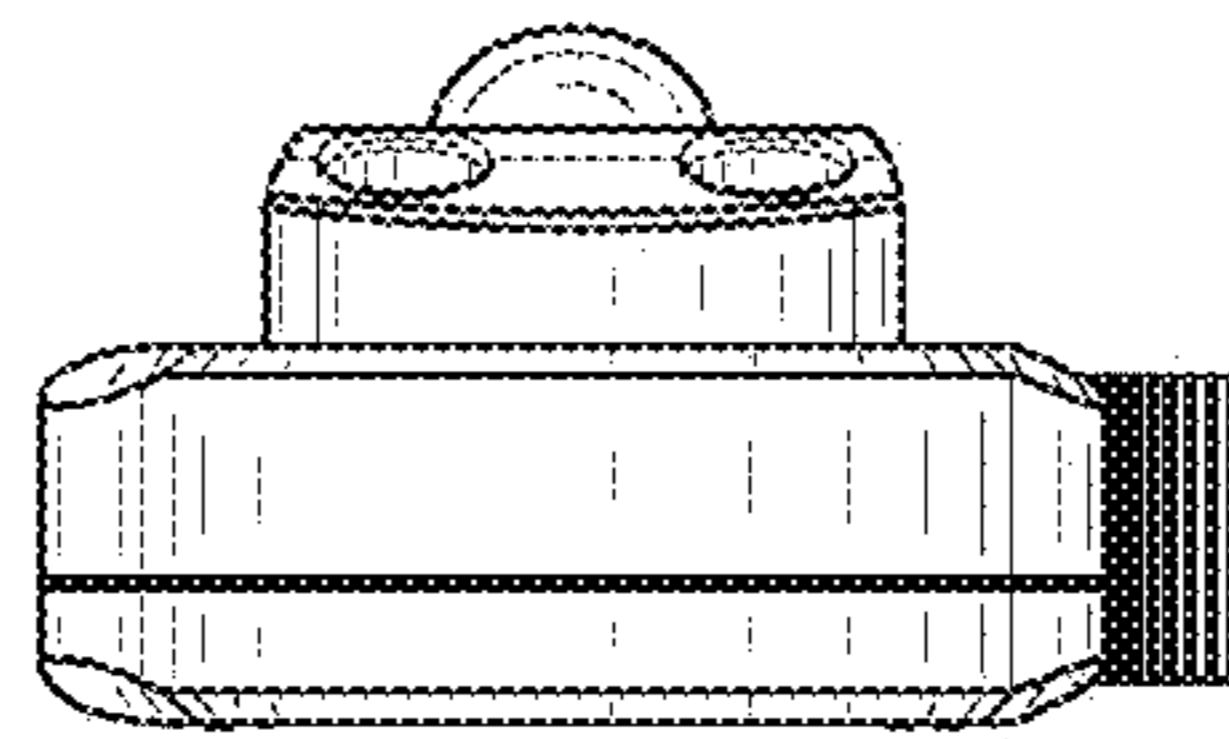


FIG. 7