



US00D903452S

(12) **United States Design Patent** (10) **Patent No.:** **US D903,452 S**
Lin (45) **Date of Patent:** **** Dec. 1, 2020**

(54) **ELECTRIC HAND CRANK WITH SWITCHES AND HANDLE EXTENSION**

D558,623 S * 1/2008 Yuen D10/86
D683,602 S * 6/2013 Jones D8/14
D687,696 S * 8/2013 Nieto D8/84
D763,047 S * 8/2016 Wong D8/14
D776,507 S * 1/2017 Faverio D8/70

(71) Applicant: **Airflex 5D, LLC**, Garden Grove, CA (US)

* cited by examiner

(72) Inventor: **Wendy Lin**, Chino Hills, CA (US)

Primary Examiner — Gino Colan

(**) Term: **15 Years**

(74) *Attorney, Agent, or Firm* — Tommy S F Wang; Wang IP Law Group, P.C.

(21) Appl. No.: **29/607,159**

(57) **CLAIM**

(22) Filed: **Jun. 9, 2017**

The ornamental design for an electric hand crank with switches and handle extension, as shown and described.

(51) **LOC (12) Cl.** **08-05**

DESCRIPTION

(52) **U.S. Cl.**

USPC **D8/59**

(58) **Field of Classification Search**

USPC D8/309, 70, 52, 84, 14, 59; D12/106; 74/309, 557, 545, 142

CPC Y10T 74/20744; Y10T 74/20864

See application file for complete search history.

FIG. 1 is a front view of an electric hand crank with switches and handle extension showing my new design;

FIG. 2 is a rear view thereof;

FIG. 3 is a perspective view thereof;

FIG. 4 is a bottom view thereof; and,

FIG. 5 is a top view thereof.

The broken lines shown in the figures are included for the purpose of illustrating portions of the electric hand crank with switched and handle extension which form no part of the claimed design.

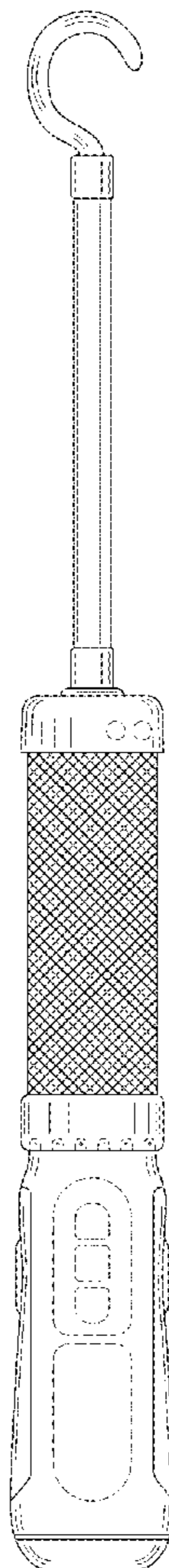
(56) **References Cited**

U.S. PATENT DOCUMENTS

D345,288 S * 3/1994 Hubal D12/106

D424,901 S * 5/2000 Landry D8/59

1 Claim, 3 Drawing Sheets



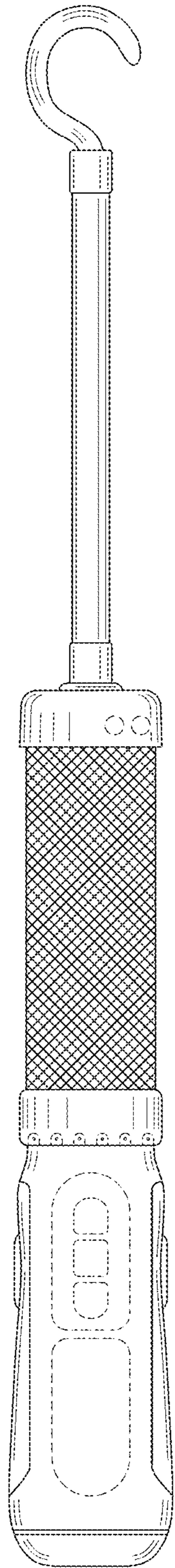


FIG. 1

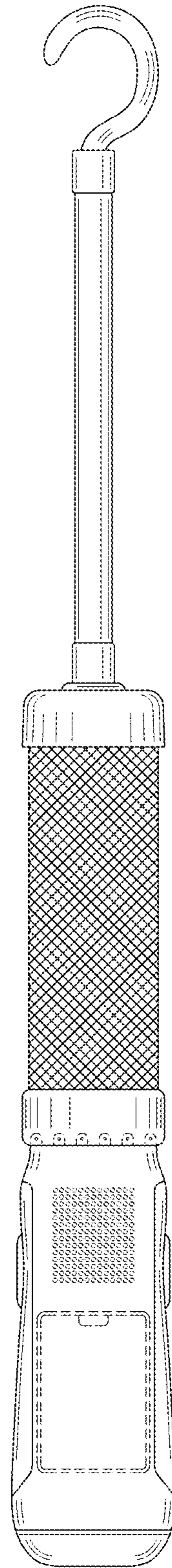


FIG. 2

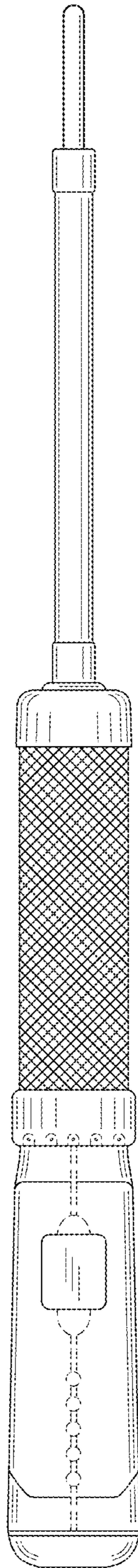


FIG. 3

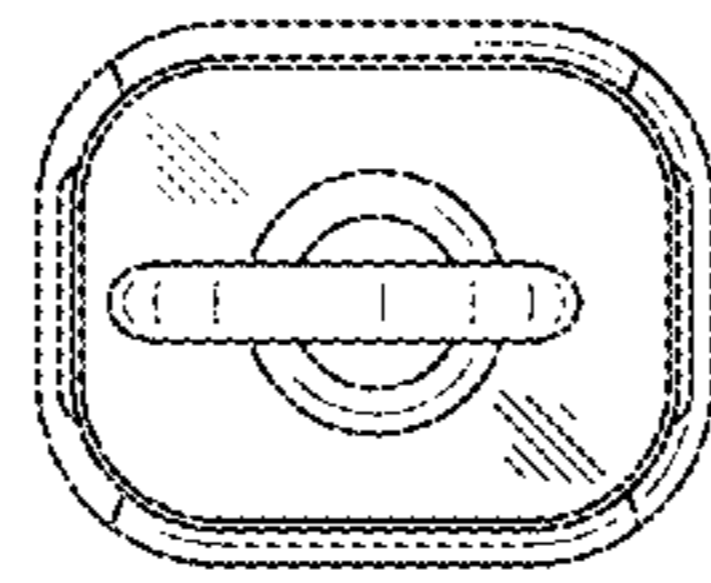


FIG. 4

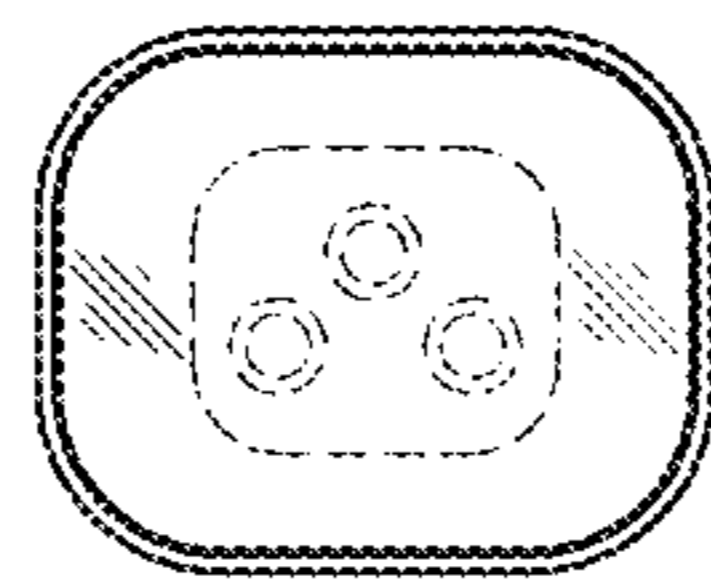


FIG. 5