



US00D903441S

(12) **United States Design Patent** (10) **Patent No.:** **US D903,441 S**
Sivillo (45) **Date of Patent:** **** Dec. 1, 2020**

(54) **BREAD LAME**

(71) Applicant: **BEACHHEAD LLC**, Hartsville, SC (US)

(72) Inventor: **Peter Sivillo**, Hartsville, SC (US)

(73) Assignee: **Beachhead, LLC**, Mount Pleasant, SC (US)

(**) Term: **15 Years**

(21) Appl. No.: **29/687,834**

(22) Filed: **Apr. 16, 2019**

(51) **LOC (12) Cl.** **07-04**

(52) **U.S. Cl.**
USPC **D7/693**

(58) **Field of Classification Search**
USPC D7/680-696, 393, 395, 649-652; D8/98, D8/99, 104, 105; D28/45
CPC A21C 11/12; B26B 29/025; B26B 3/04; B26B 3/00; B26B 1/00; B26B 11/00; B26B 5/006; B26B 5/001; B26B 5/00; B26B 5/007

See application file for complete search history.

(56) **References Cited**

U.S. PATENT DOCUMENTS

D394,193 S * 5/1998 Deglon D7/693
6,487,948 B1 * 12/2002 Alfi B26B 3/00
30/2

* cited by examiner

Primary Examiner — Terry A Wallace

(74) *Attorney, Agent, or Firm* — Nelson Mullins Riley & Scarborough LLP

(57) **CLAIM**

The ornamental design of a bread lame, as shown and described.

DESCRIPTION

FIG. 1 is a perspective view of a bread lame embodying the design of the present invention;
FIG. 2 is a front view of the bread lame illustrated in FIG. 1;
FIG. 3 is a left side view of the bread lame illustrated in FIG. 1, the right side view of the bread lame being substantially identical to the left side view;
FIG. 4 is a top view of the bread lame illustrated in FIG. 1; and,
FIG. 5 is a rear view of the bread lame illustrated in FIG. 1.

1 Claim, 3 Drawing Sheets

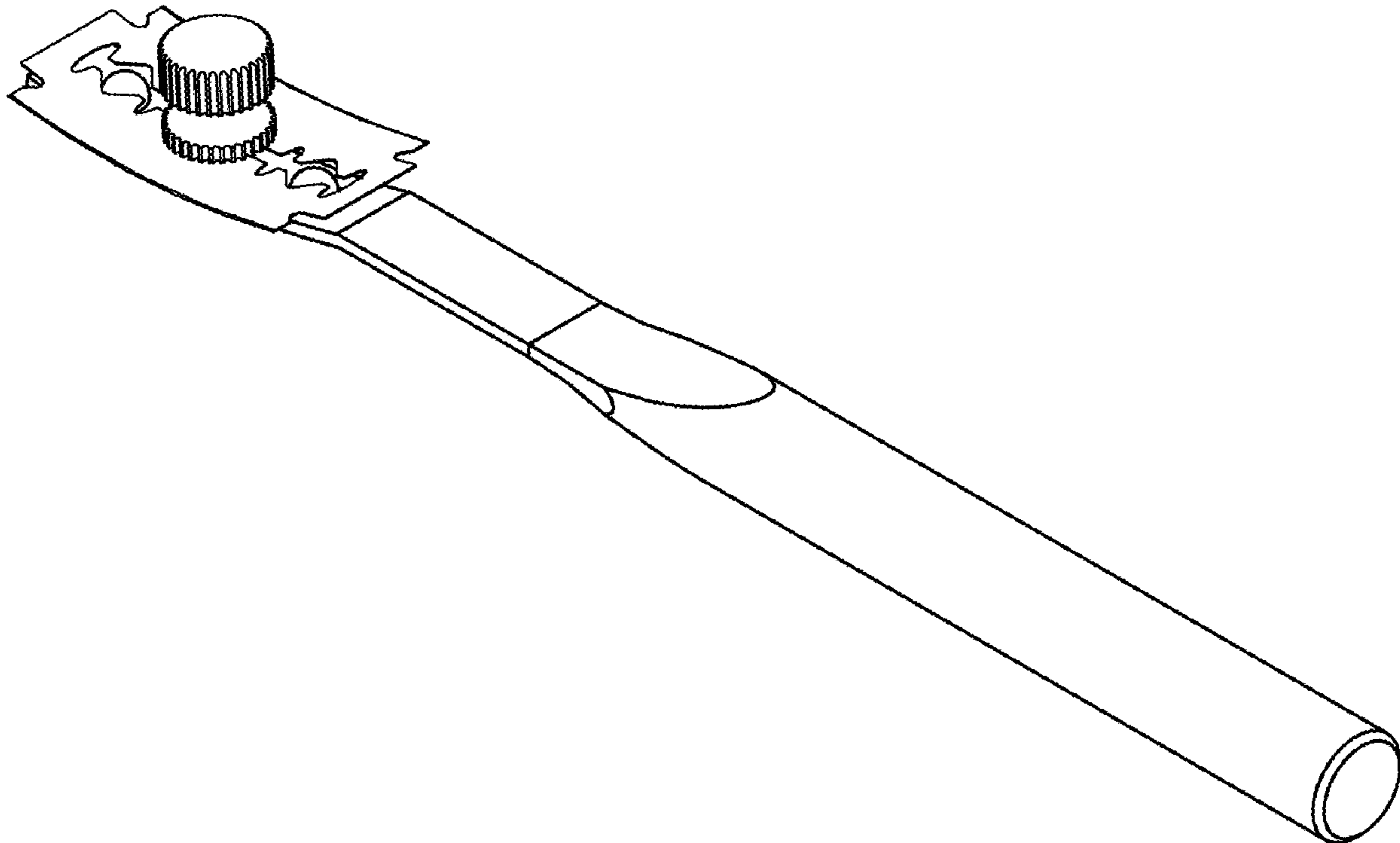


FIG. 1

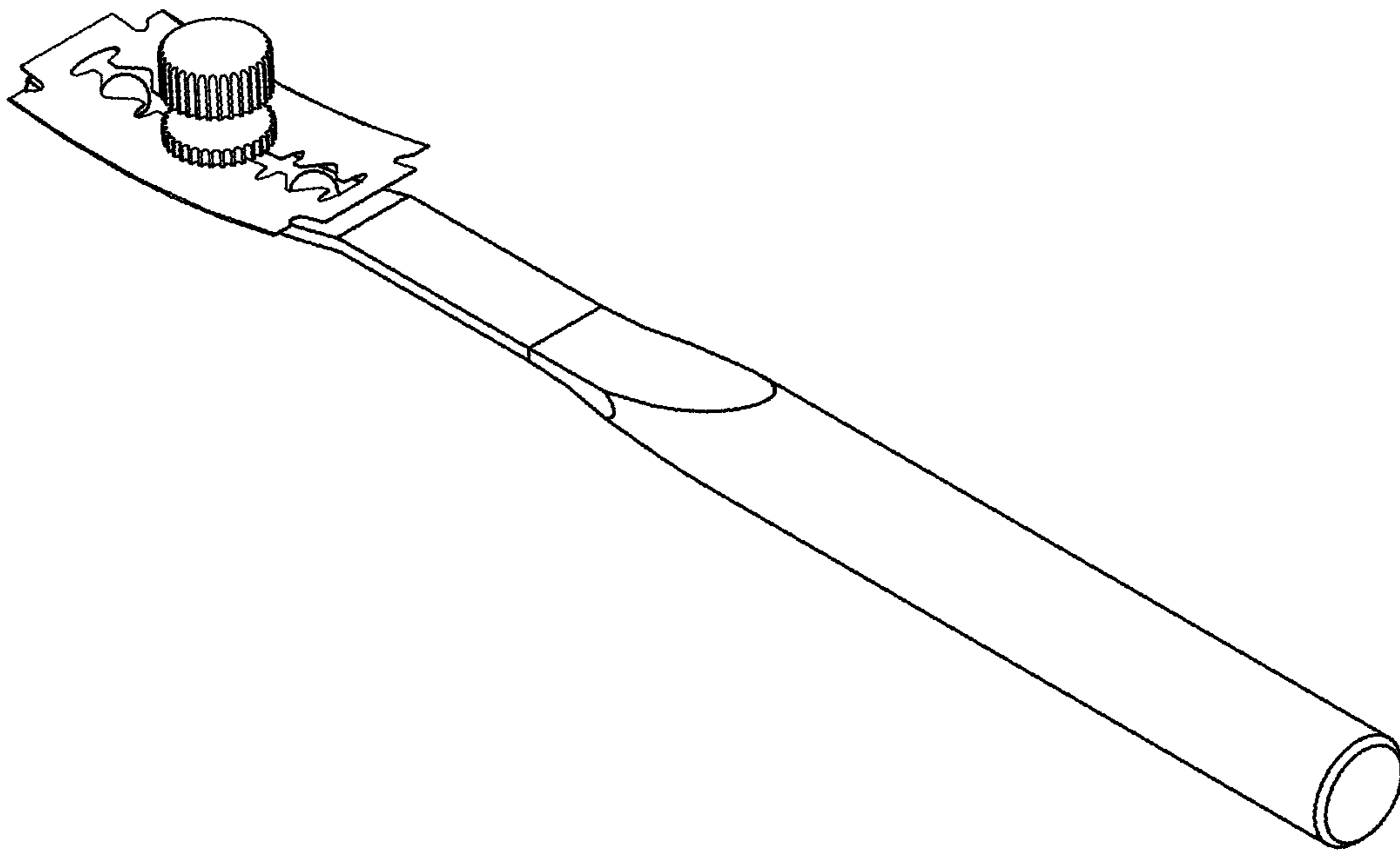


FIG. 2

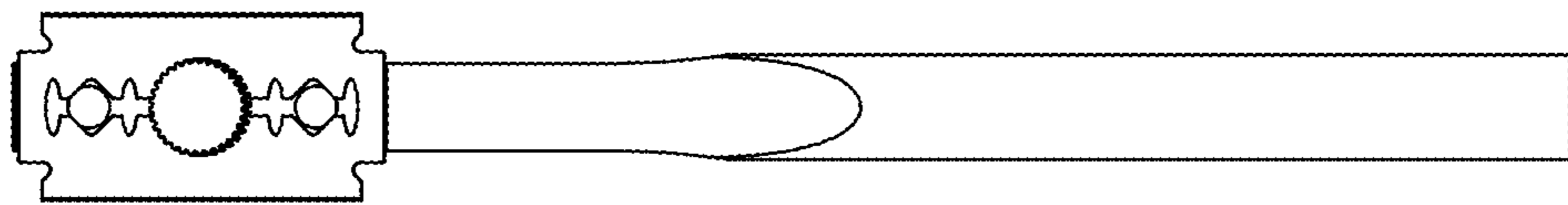


FIG. 3



FIG. 4

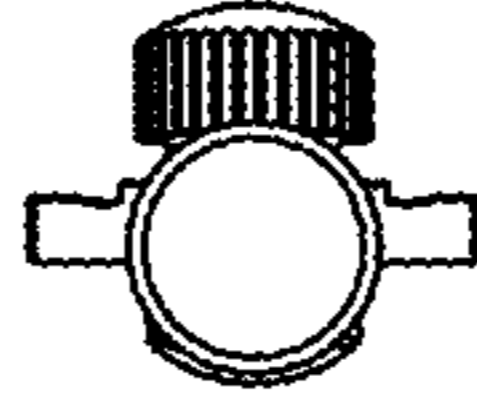


FIG. 5

